

4
T101 LOCATION MAP
SCALE: N/A

A.F.F. = ABOVE FINISH FLOOR	O.P.O.I. = OWNER PROVIDED, OWNER INSTALLED
CL = CENTER LINE	OPP = OPPOSITE
CONC = CONCRETE	PEMB = PRE ENGINEERED METAL BUILDING
CONT = CONTINUOUS	PT = PRESSURE TREATED
ELEV. = ELEVATION	PTD= PAINTED
EQ = EQUAL	SIM = SIMILAR
EXT = EXTERIOR	SYP = SOUTHERN YELLOW PINE
F.O.B. = FACE OF BLOCK	TBD = TO BE DETERMINED
F.O.S. = FACE OF STUD	TBS = TO BE SELECTED
F.O.W. = FACE OF WALL, (BRICK OR FINISH)	TYP = TYPICAL
FTG = FOOTING	VIF = VERIFY IN FIELD
HDG = HOT DIPPED GALVANIZED	WD = WOOD
INT = INTERIOR	WRC = WESTER RED CEDAR
KD = KILN DRIED	# DOOR DESIGNATION SYMBOL
N.I.C. = NOT IN CONTRACT	A WINDOW DESIGNATION SYMBOL
MR = MOISTURE RESISTANT	--- DIMENSION TO CENTER LINE
O.C. = ON CENTER	--- A STRUCTURAL COLUMN LINE
O.P.C.I. = OWNER PROVIDED, CONTRACTOR INSTALLED	INSULATION

3
T101 ABBREVIATIONS & SYMBOLS
SCALE: N/A

- T101 - TITLE SHEET
- T102 - PROPOSED SIGN
- L01 - OVERALL SITE PLAN
- L02 - INNER COURTYARD
- L03 - DETAILS AND IMAGERY
- D101 - DEMOLITION PLAN
- A101 - FIRST FLOOR PLAN
- A102 - FURNITURE & EQUIPMENT PLAN
- A104 - ENLARGED ENTRY PLAN
- A105 - ENLARGED BATHROOM PLAN
- A106 - ENLARGED KITCHEN PLAN
- A107 - ENLARGED EQUIPMENT PLATFORM PLAN
- A200 - EXISTING CONDITIONS
- A201 - EXTERIOR ELEVATIONS
- A301 - BUILDING SECTIONS
- A302 - BUILDING SECTIONS
- A502 - WINDOW ELEVATIONS
- A901 - REFLECTED CEILING PLAN
- ID200 - PROPOSED FLOOR PLAN
- ID210 - PROPOSED FLOOR FINISH PLAN
- ID211 - PROPOSED WALL FINISH PLAN
- ID220 - PROPOSED FURNITURE PLAN
- ID300 - REFLECTED CEILING PLAN
- ID600 - INTERIOR ELEVATIONS
- ID601 - INTERIOR ELEVATIONS
- ID602 - INTERIOR ELEVATIONS
- ID603 - INTERIOR ELEVATIONS
- ID604 - INTERIOR ELEVATIONS
- ID605 - INTERIOR ELEVATIONS

2
T101 DRAWING LIST
SCALE: N/A

SUPERICA

101 W WORTHINGTON AVE. CHARLOTTE, NC 28203

CHARLOTTE-MECKLENBURG HISTORIC LANDMARKS COMMISSION REVIEW SUBMITTAL MARCH 13, 2017



LANDLORD
REED KRACKE - 704-423-1720
RKRACKE@ASANAPARTNERS.COM



Smith Hanes
STUDIO

FORD FRY RESTAURANTS
MEGAN FINN - 404-355-5311 x 218
MFINN@FORDFRY.COM

INTERIOR DESIGN, ARCHITECTURE AND BRANDING
SMITH HANES - 770-780-1316
SMITH@SMITHHANES.COM



505 DESIGN
JOSIE BULLA - 704-264-1744
JBULLA@505DESIGN.COM



LANDSCAPE ARCHITECTURE
ADAM MCGUIRE - 704-333-0325
AMCGUIRE@LANDDESIGN.COM



MECHANICAL, ELECTRICAL, PLUMBING, & FIRE PROTECTION ENGINEERING
BRIAN ARMENTA - 404-330-9798
BRIAN@PEIATL.COM



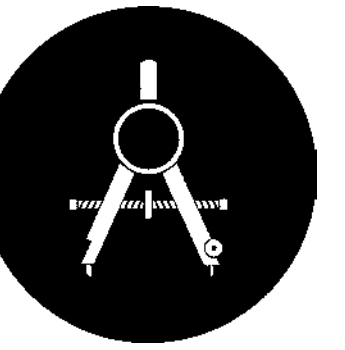
GENERAL CONTRACTOR
TOM LENNON - 843-408-7545
TOM@LENNONCONSTRUCTIONCO.COM



DAVID THOMPSON ARCHITECT

ARCHITECTURE AND PROJECT MANAGEMENT
DAVID THOMPSON - 843-297-8939
DTHOMPSON@DTHOMPSONARCHITECT.COM

1
T101 PROJECT TEAM
SCALE: N/A




DAVID THOMPSON ARCHITECT, LLC
CHARLESTON SC / 843-297-8939
WWW.DTHOMPSONARCHITECT.COM

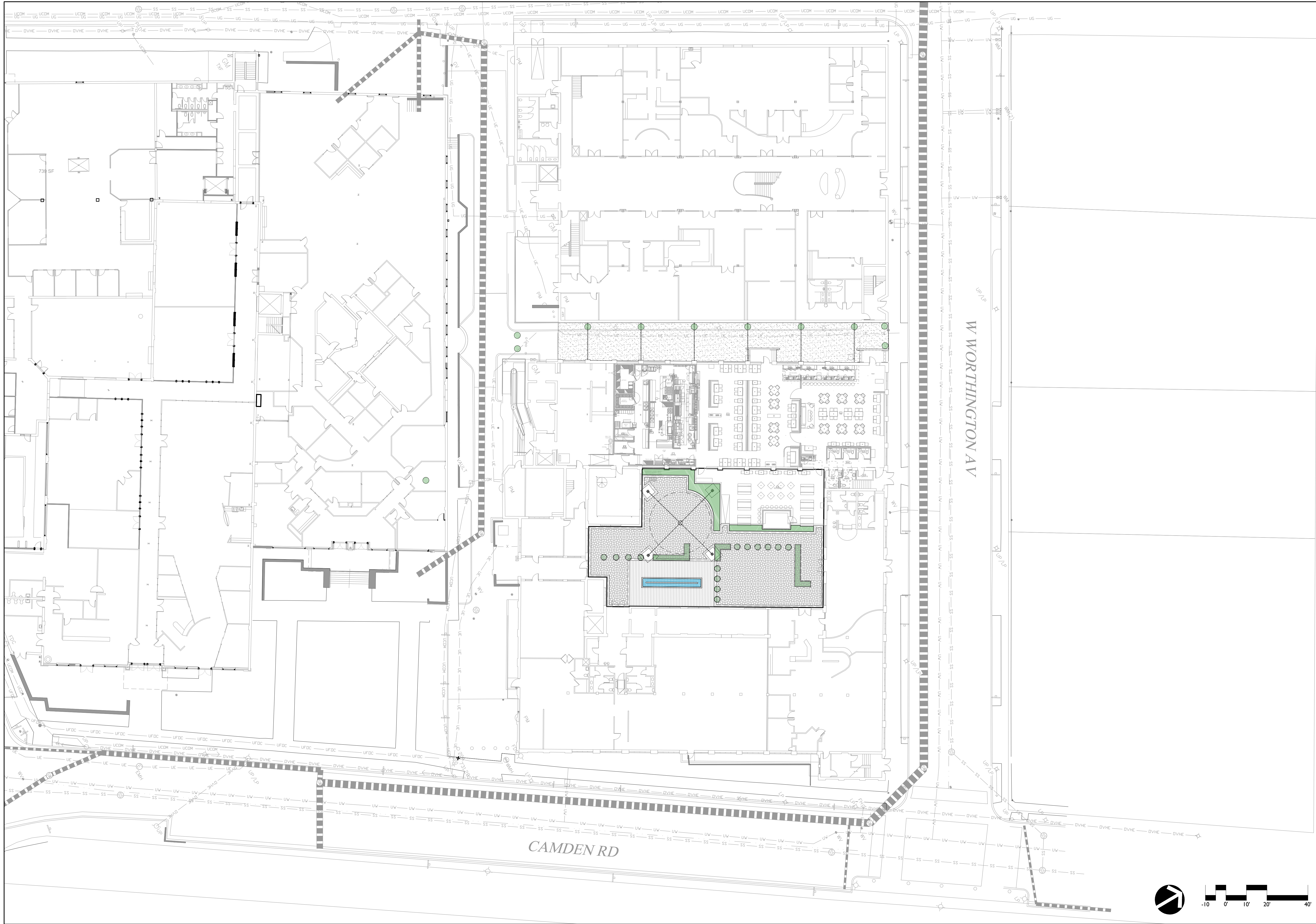
DRAWINGS AND THE DESIGN ARE THE
PROPERTY OF THE ARCHITECT
WHETHER THE PROJECT FOR WHICH
THEY ARE PREPARED IS EXECUTED OR
NOT. THE DRAWINGS SHALL NOT BE
USED BY THE PROJECT OWNER OR
ANYONE ELSE FOR ANY OTHER PROJECT.



ISSUED DATE / REVISIONS
BASE PLAN - 01.06.17
SCHEMATIC DESIGN - 02.28.17
HISTORIC LANDMARKS - 03.13.17

SUPERICA
101 W WORTHINGTON AVE.
CHARLOTTE, NC 28203





REVISIONS:

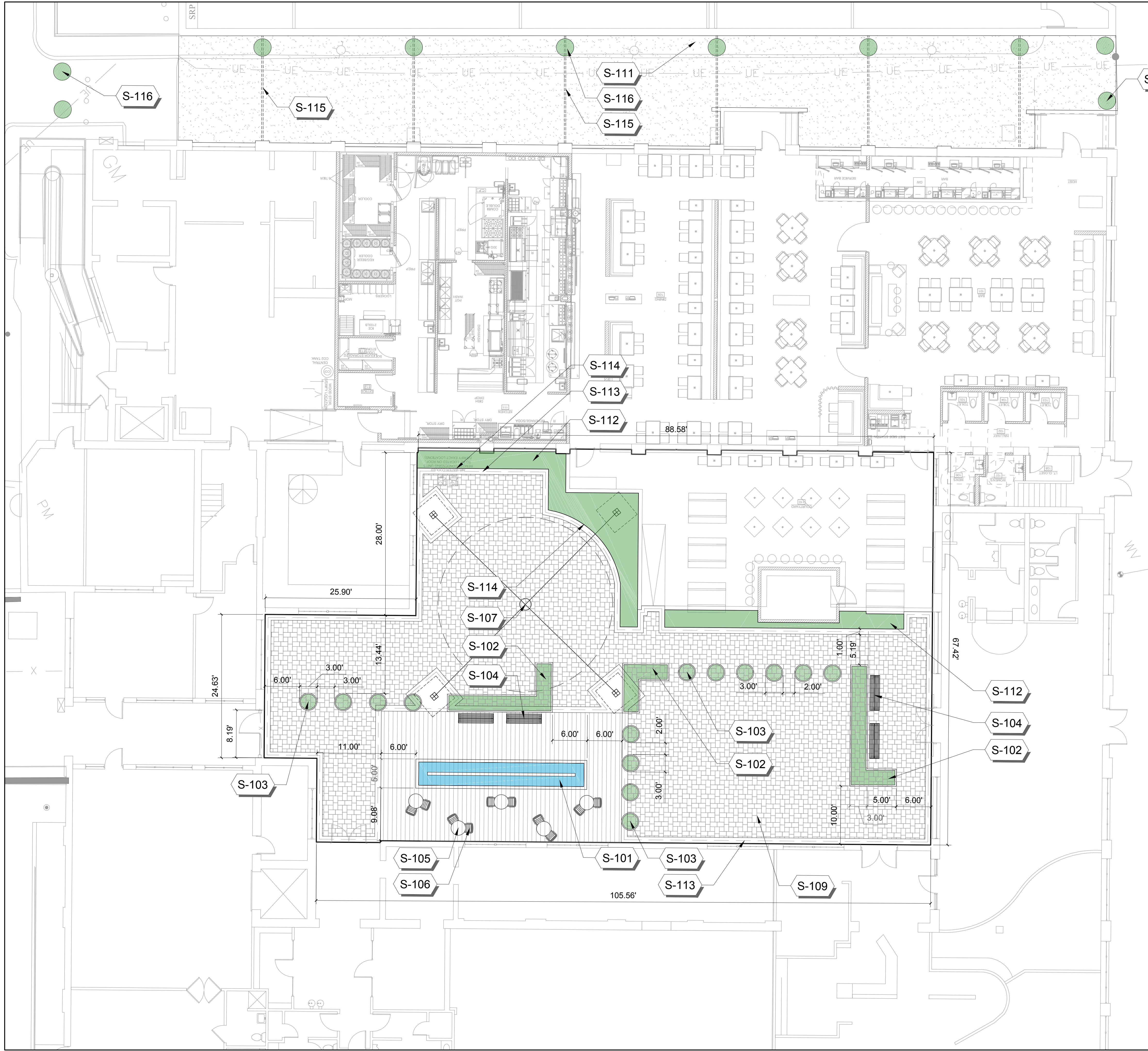
DATE: MARCH 9, 2017
DESIGNED BY: AM
DRAWN BY: HD
CHECKED BY: AM
SCALE: 1"=20'-0"
PROJECT #: 1017073
SHEET #:

L01

DESIGN CENTER OF THE CAROLINAS
DESIGN DEVELOPMENT
ASANA PARTNERS
OVERALL SITE PLAN

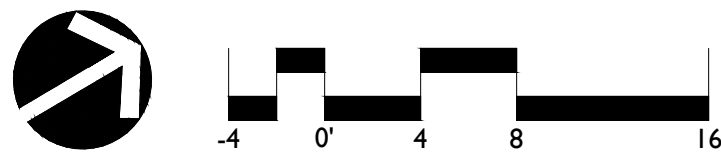
PRELIMINARY PLANS
DO NOT USE FOR CONSTRUCTION
DO NOT USE FOR R/W ACQUISITION

LandDesign
223 N Graham Street Charlotte, NC 28202
V: 704.333.0325 F: 704.332.3246
www.LandDesign.com



REFERENCE NOTES SCHEDULE

SYMBOL	SITE FEATURES DESCRIPTION
S-101	WATER FEATURE
S-102	RAISED PLANTER
S-103	PLANTER POT, 36"
S-104	BENCH
S-105	BISTRO TABLE
S-106	BISTRO CHAIR
S-107	WATER TOWER
S-108	WOOD PAVING
S-109	PAVERS
S-111	EXISTING PLANTING STRIP TO BE REMOVED
S-112	ON GRADE PLANT BED
S-113	CONCRETE BANDING
S-114	PAVER AND PLANTING EDGE
S-115	EXISTING OVERHEAD STRUCTURE TO REMAIN
S-116	PLANTER POTS



DATE: MARCH 9, 2017
DESIGNED BY: AM
DRAWN BY: HD
CHECKED BY: AM
SCALE: 1/8"=1'-0"
PROJECT #: 1017073
SHEET #:

DESIGN CENTER OF THE CAROLINAS
DESIGN DEVELOPMENT
ASANA PARTNERS
INNER COURTYARD

PRELIMINARY PLANS
DO NOT USE FOR CONSTRUCTION
DO NOT USE FOR R/W ACQUISITION



DAVID THOMPSON ARCHITECT, LLC
CHARLESTON SC / 843-297-8939
WWW.DTHOMPSONARCHITECT.COM

DRAWINGS AND THE DESIGN ARE THE
PROPERTY OF THE ARCHITECT
WHETHER THE PROJECT FOR WHICH
THEY ARE PREPARED IS EXECUTED OR
NOT. THE DRAWINGS SHALL NOT BE
USED BY THE PROJECT OWNER OR
ANYONE ELSE FOR ANY OTHER PROJECT.



ISSUED DATE / REVISIONS
BASE PLAN - 01.06.17
SCHEMATIC DESIGN - 02.28.17
HISTORIC LANDMARKS - 03.13.17

SUPERICA
101 W WORTHINGTON AVE.
CHARLOTTE, NC 28203

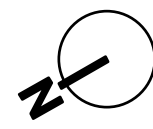
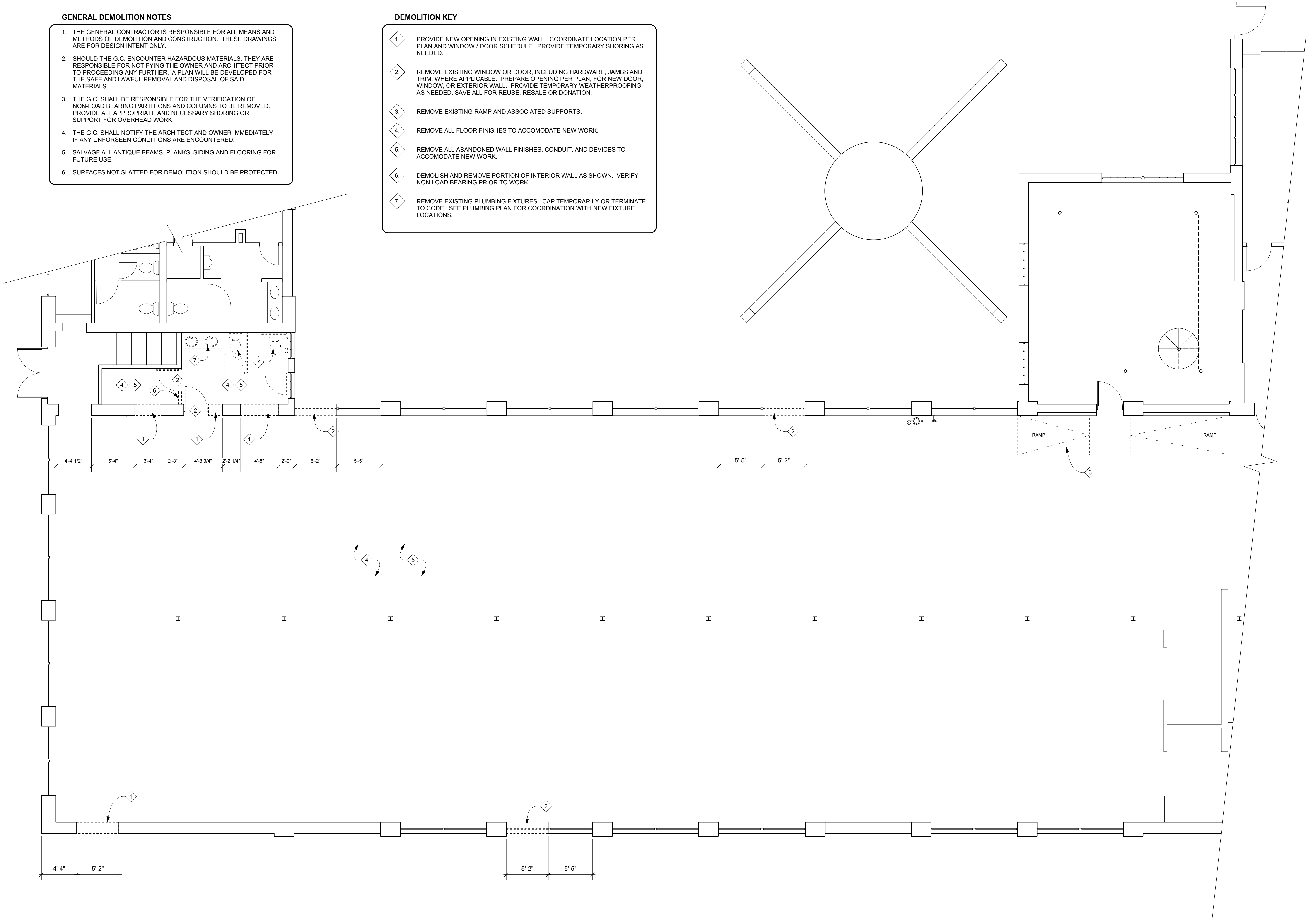


GENERAL DEMOLITION NOTES

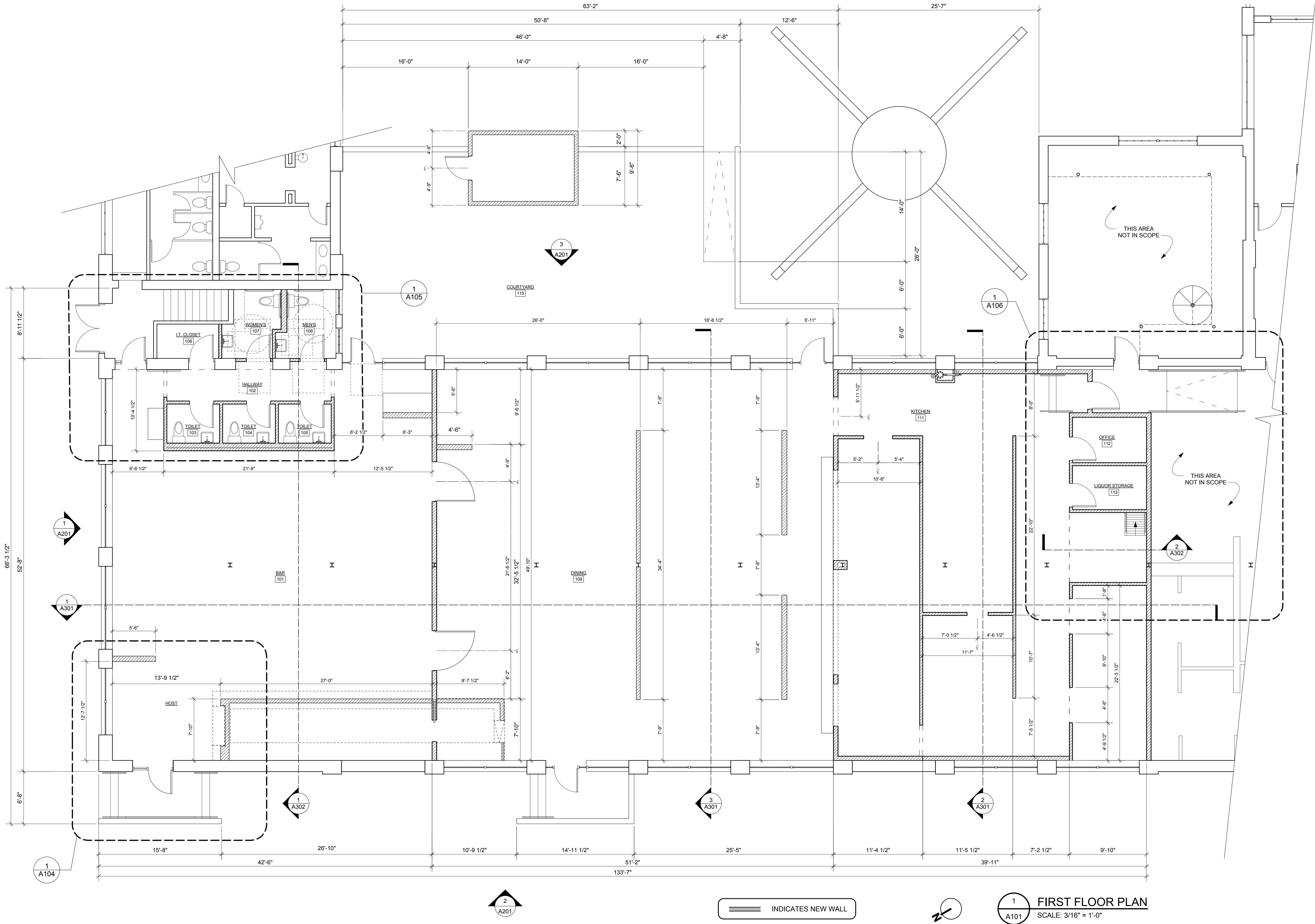
1. THE GENERAL CONTRACTOR IS RESPONSIBLE FOR ALL MEANS AND METHODS OF DEMOLITION AND CONSTRUCTION. THESE DRAWINGS ARE FOR DESIGN INTENT ONLY.
2. SHOULD THE G.C. ENCOUNTER HAZARDOUS MATERIALS, THEY ARE RESPONSIBLE FOR NOTIFYING THE OWNER AND ARCHITECT PRIOR TO PROCEEDING ANY FURTHER. A PLAN WILL BE DEVELOPED FOR THE SAFE AND LAWFUL REMOVAL AND DISPOSAL OF SAID MATERIALS.
3. THE G.C. SHALL BE RESPONSIBLE FOR THE VERIFICATION OF NON-LOAD BEARING PARTITIONS AND COLUMNS TO BE REMOVED. PROVIDE ALL APPROPRIATE AND NECESSARY SHORING OR SUPPORT FOR OVERHEAD WORK.
4. THE G.C. SHALL NOTIFY THE ARCHITECT AND OWNER IMMEDIATELY IF ANY UNFORSEEN CONDITIONS ARE ENCOUNTERED.
5. SALVAGE ALL ANTIQUE BEAMS, PLANKS, SIDING AND FLOORING FOR FUTURE USE.
6. SURFACES NOT SLATTED FOR DEMOLITION SHOULD BE PROTECTED.

DEMOLITION KEY

1. PROVIDE NEW OPENING IN EXISTING WALL. COORDINATE LOCATION PER PLAN AND WINDOW / DOOR SCHEDULE. PROVIDE TEMPORARY SHORING AS NEEDED.
2. REMOVE EXISTING WINDOW OR DOOR, INCLUDING HARDWARE, JAMBS AND TRIM, WHERE APPLICABLE. PREPARE OPENING PER PLAN, FOR NEW DOOR, WINDOW, OR EXTERIOR WALL. PROVIDE TEMPORARY WEATHERPROOFING AS NEEDED. SAVE ALL FOR REUSE, RESALE OR DONATION.
3. REMOVE EXISTING RAMP AND ASSOCIATED SUPPORTS.
4. REMOVE ALL FLOOR FINISHES TO ACCOMODATE NEW WORK.
5. REMOVE ALL ABANDONED WALL FINISHES, CONDUIT, AND DEVICES TO ACCOMODATE NEW WORK.
6. DEMOLISH AND REMOVE PORTION OF INTERIOR WALL AS SHOWN. VERIFY NON LOAD BEARING PRIOR TO WORK.
7. REMOVE EXISTING PLUMBING FIXTURES. CAP TEMPORARILY OR TERMINATE TO CODE. SEE PLUMBING PLAN FOR COORDINATION WITH NEW FIXTURE LOCATIONS.




1
D101
DEMOLITION PLAN
SCALE: 3/16" = 1'-0"



DAVID THOMPSON ARCHITECT, LLC
CHARLESTON SC / 843-297-8939
WWW.DTHOMPSONARCHITECT.COM

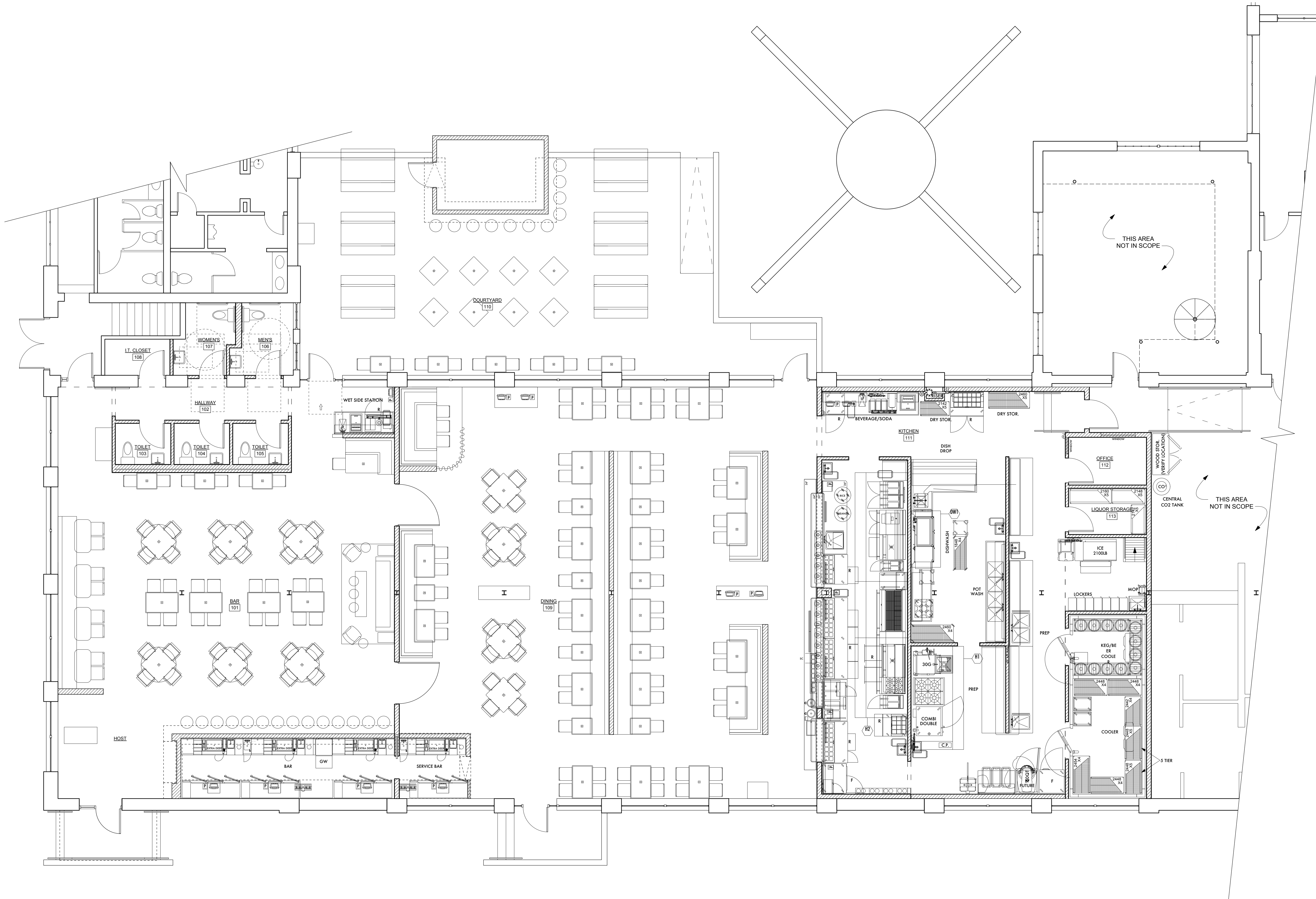
DRAWINGS AND THE DESIGN ARE THE PROPERTY OF THE ARCHITECT. WHETHER THE PROJECT FOR WHICH THEY ARE PREPARED IS EXECUTED OR NOT, THE DRAWINGS SHALL NOT BE USED BY THE PROJECT OWNER OR ANYONE ELSE FOR ANY OTHER PROJECT.



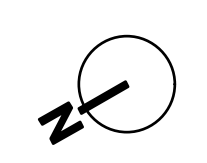
ISSUED DATE / REVISIONS
BASE PLAN - 01.06.17
SCHEMATIC DESIGN - 02.28.17
HISTORIC LANDMARKS - 03.13.17

SUPERICA
101 W WORTHINGTON AVE.
CHARLOTTE, NC 28203






INDICATES NEW WALL




1
A102 FURNITURE & EQUIPMENT PLAN
SCALE: 3/16" = 1'-0"



DAVID THOMPSON ARCHITECT, LLC
CHARLESTON SC / 843-297-8939
WWW.DTHOMPSONARCHITECT.COM

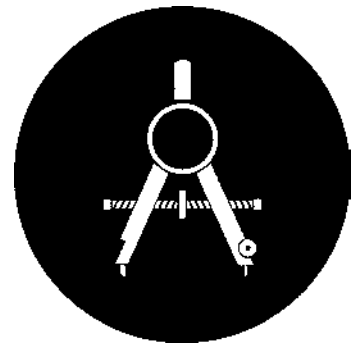
DRAWINGS AND THE DESIGN ARE THE PROPERTY OF THE ARCHITECT. WHETHER THE PROJECT FOR WHICH THEY ARE PREPARED IS EXECUTED OR NOT, THE DRAWINGS SHALL NOT BE USED BY THE PROJECT OWNER OR ANYONE ELSE FOR ANY OTHER PROJECT.



ISSUED DATE / REVISIONS
BASE PLAN - 01.06.17
SCHEMATIC DESIGN - 02.28.17
HISTORIC LANDMARKS - 03.13.17


SUPERICA
101 W WORTHINGTON AVE.
CHARLOTTE, NC 28203





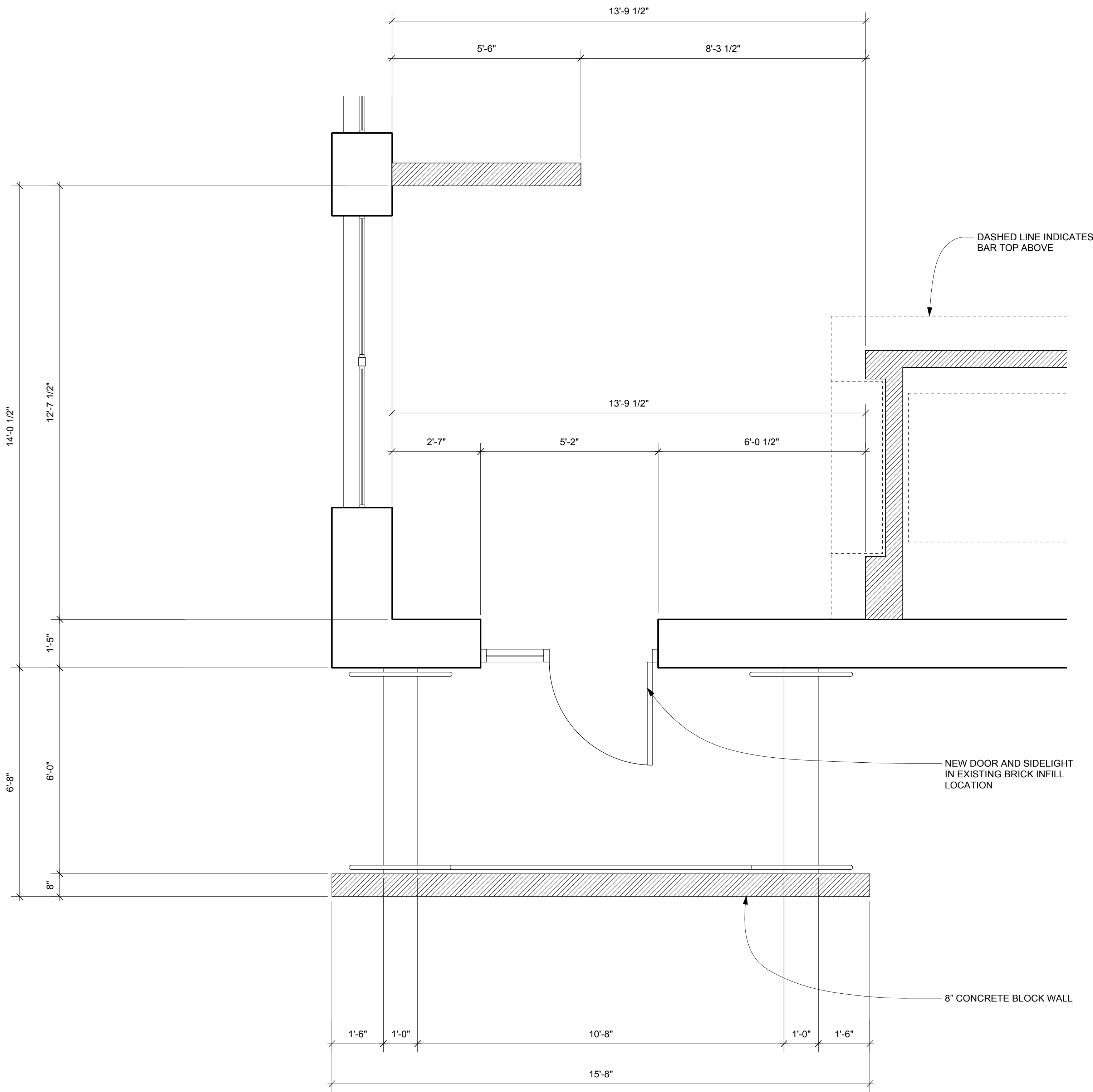
DAVID THOMPSON ARCHITECT, LLC
CHARLESTON SC / 843-297-8939
WWW.DTHOMPSONARCHITECT.COM

DRAWINGS AND THE DESIGN ARE THE PROPERTY OF THE ARCHITECT. WHETHER THE PROJECT FOR WHICH THEY ARE PREPARED IS EXECUTED OR NOT, THE DRAWINGS SHALL NOT BE USED BY THE PROJECT OWNER OR ANYONE ELSE FOR ANY OTHER PROJECT.



ISSUED DATE / REVISIONS
BASE PLAN - 01.06.17
SCHEMATIC DESIGN - 02.28.17
HISTORIC LANDMARKS - 03.13.17

SUPERICA
101 W WORTHINGTON AVE.
CHARLOTTE, NC 28203



INDICATES NEW WALL



1
A104
ENLARGED ENTRY PLAN
SCALE: 1/2" = 1'-0"



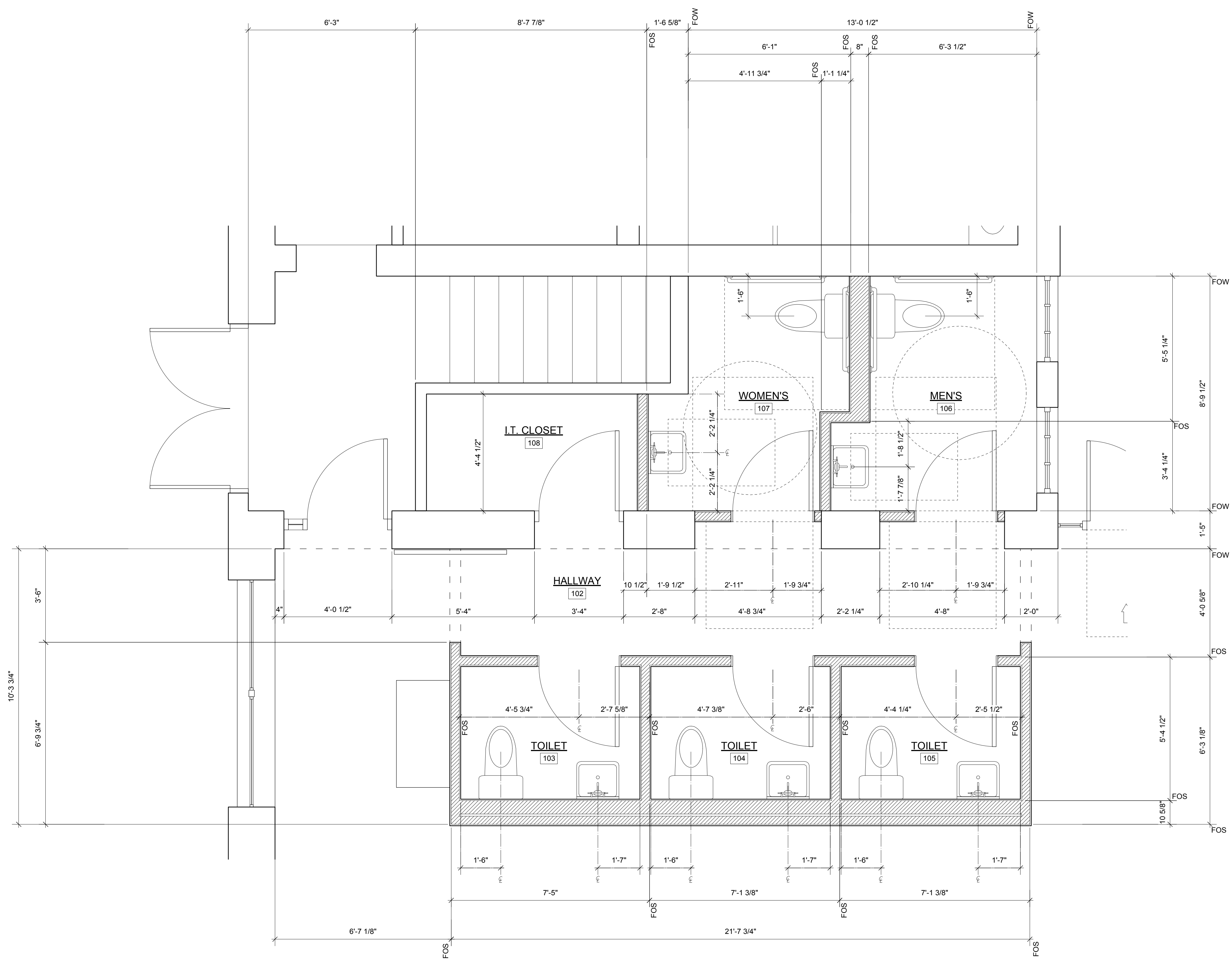

DAVID THOMPSON ARCHITECT, LLC
CHARLESTON SC / 843-297-8939
WWW.DTHOMPSONARCHITECT.COM

DRAWINGS AND THE DESIGN ARE THE
PROPERTY OF THE ARCHITECT
WHETHER THE PROJECT FOR WHICH
THEY ARE PREPARED IS EXECUTED OR
NOT. THE DRAWINGS SHALL NOT BE
USED BY THE PROJECT OWNER OR
ANYONE ELSE FOR ANY OTHER PROJECT.



ISSUED DATE / REVISIONS
BASE PLAN - 01.06.17
SCHEMATIC DESIGN - 02.28.17
HISTORIC LANDMARKS - 03.13.17

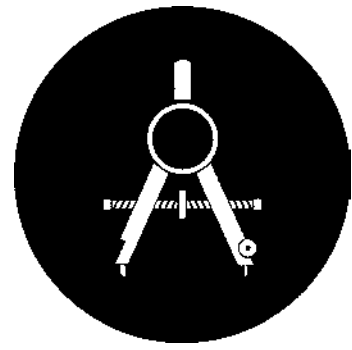
SUPERICA
101 W WORTHINGTON AVE.
CHARLOTTE, NC 28203



INDICATES NEW WALL



1
A105 ENLARGED BATHROOM PLAN
SCALE: 1/2" = 1'-0"



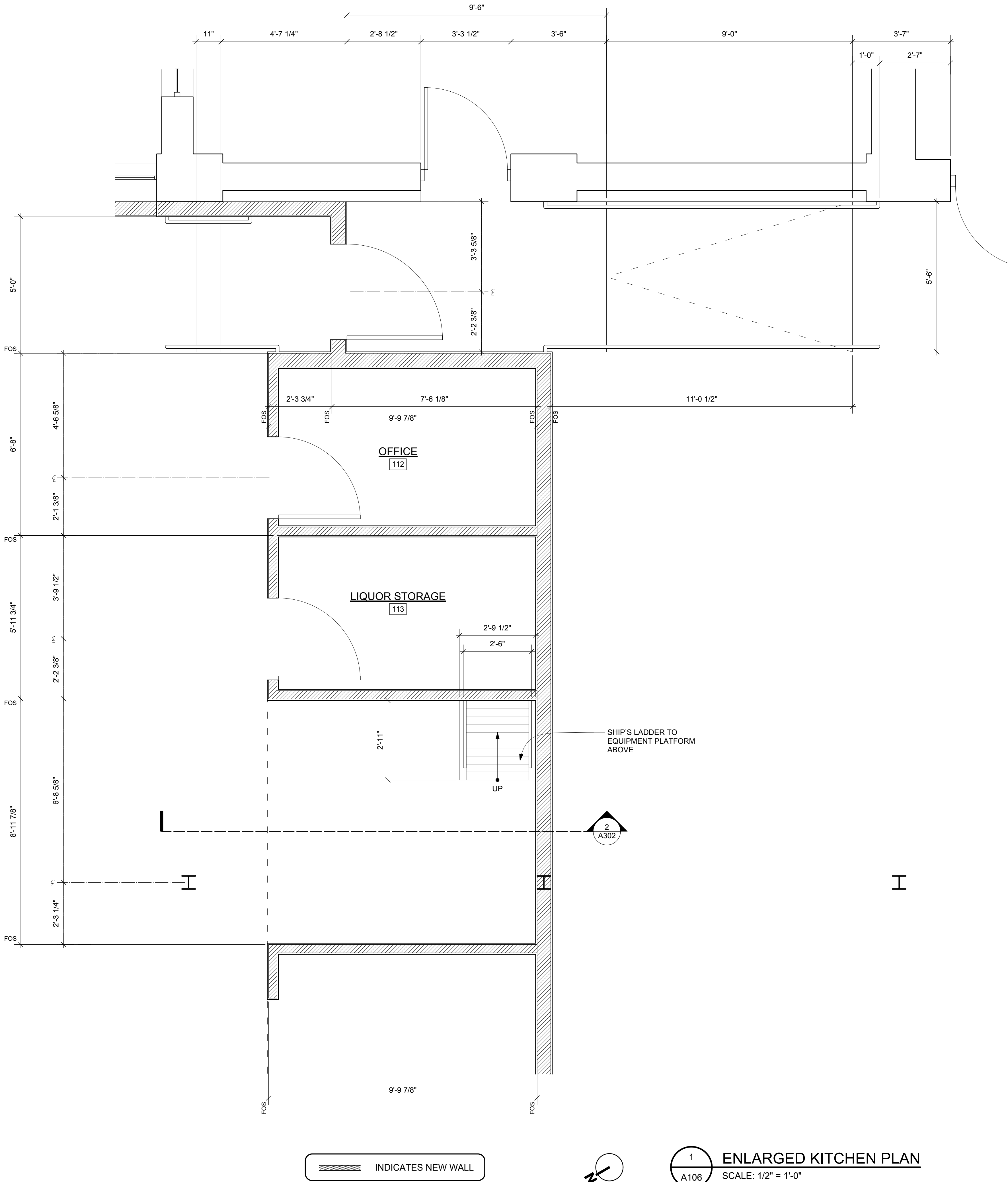

DAVID THOMPSON ARCHITECT, LLC
CHARLESTON SC / 843-297-8939
WWW.DTHOMPSONARCHITECT.COM

DRAWINGS AND THE DESIGN ARE THE PROPERTY OF THE ARCHITECT. WHETHER THE PROJECT FOR WHICH THEY ARE PREPARED IS EXECUTED OR NOT, THE DRAWINGS SHALL NOT BE USED BY THE PROJECT OWNER OR ANYONE ELSE FOR ANY OTHER PROJECT.



ISSUED DATE / REVISIONS
BASE PLAN - 01.06.17
SCHEMATIC DESIGN - 02.28.17
HISTORIC LANDMARKS - 03.13.17

SUPERICA
101 W WORTHINGTON AVE.
CHARLOTTE, NC 28203



1
A106 **ENLARGED KITCHEN PLAN**
SCALE: 1/2" = 1'-0"



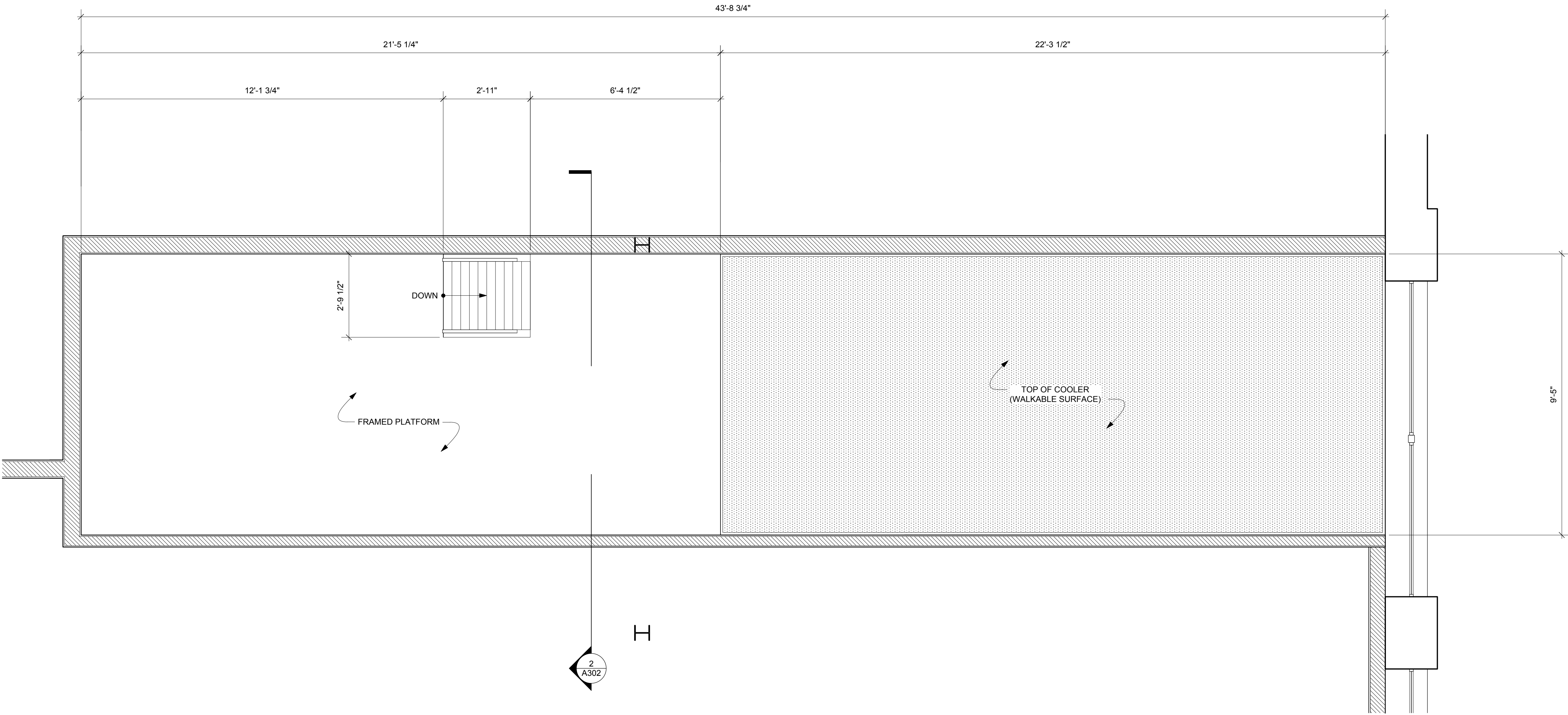
DAVID THOMPSON ARCHITECT, LLC
CHARLESTON SC / 843-297-8939
WWW.DTHOMPSONARCHITECT.COM

DRAWINGS AND THE DESIGN ARE THE PROPERTY OF THE ARCHITECT. WHETHER THE PROJECT FOR WHICH THEY ARE PREPARED IS EXECUTED OR NOT, THE DRAWINGS SHALL NOT BE USED BY THE PROJECT OWNER OR ANYONE ELSE FOR ANY OTHER PROJECT.



ISSUED DATE / REVISIONS
BASE PLAN - 01.06.17
SCHEMATIC DESIGN - 02.28.17
HISTORIC LANDMARKS - 03.13.17

SUPERICA
101 W WORTHINGTON AVE.
CHARLOTTE, NC 28203



(PLAN ROTATED 90°)

INDICATES NEW WALL



1
A107


ENLARGED EQUIPMENT PLATFORM PLAN
SCALE: 1/2" = 1'-0"





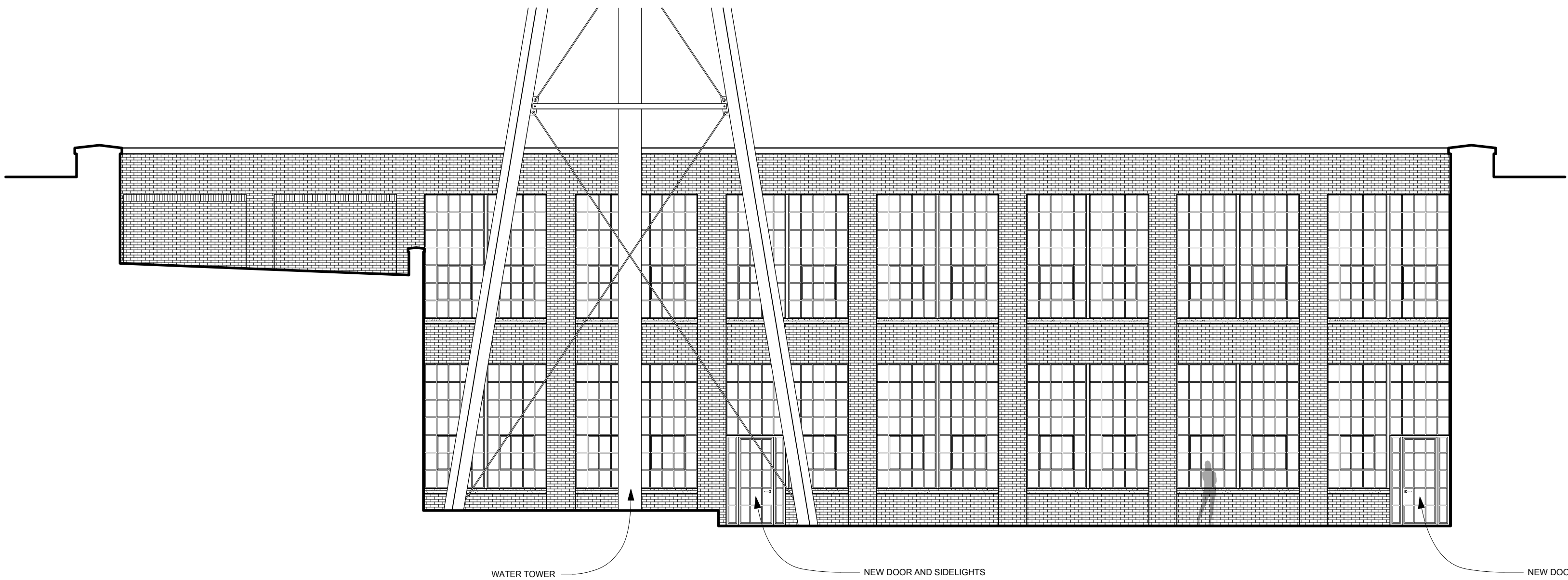
DAVID THOMPSON ARCHITECT, LLC
CHARLESTON SC / 843-297-8939
WWW.DTHOMPSONARCHITECT.COM

DRAWINGS AND THE DESIGN ARE THE PROPERTY OF THE ARCHITECT. WHETHER THE PROJECT FOR WHICH THEY ARE PREPARED IS EXECUTED OR NOT, THE DRAWINGS SHALL NOT BE USED BY THE PROJECT OWNER OR ANYONE ELSE FOR ANY OTHER PROJECT.

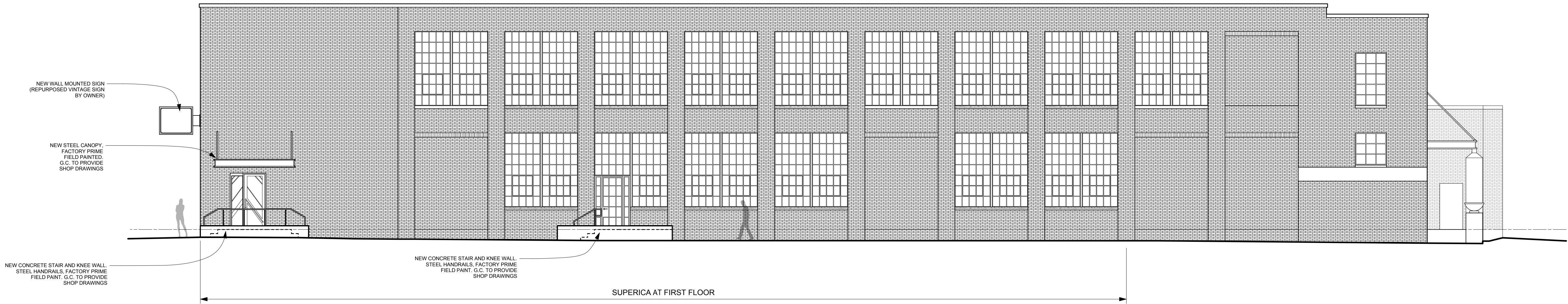


ISSUED DATE / REVISIONS
BASE PLAN - 01.06.17
SCHEMATIC DESIGN - 02.28.17
HISTORIC LANDMARKS - 03.13.17

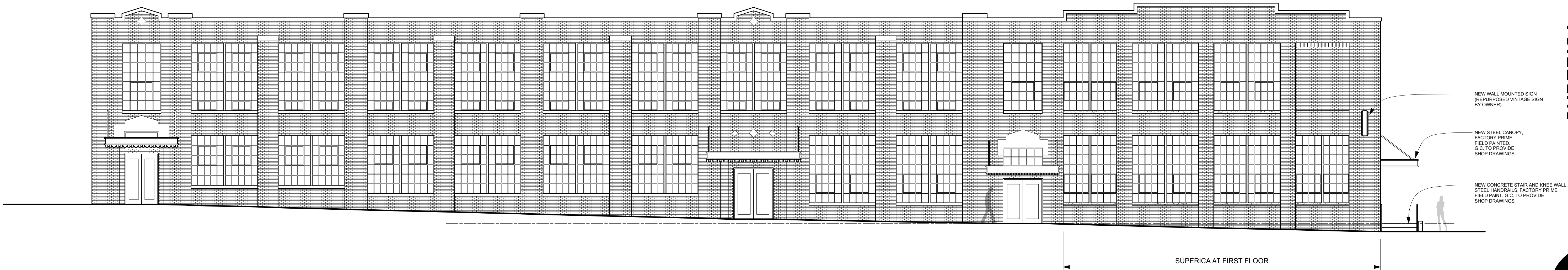
SUPERICA
101 W WORTHINGTON AVE.
CHARLOTTE, NC 28203



3 EAST ELEVATION - COURTYARD
A201 SCALE: 1/8" = 1'-0"



2 WEST ELEVATION - ALLEY
A201 SCALE: 1/8" = 1'-0"



1 NORTH ELEVATION - WORTHINGTON AVE.
A201 SCALE: 1/8" = 1'-0"



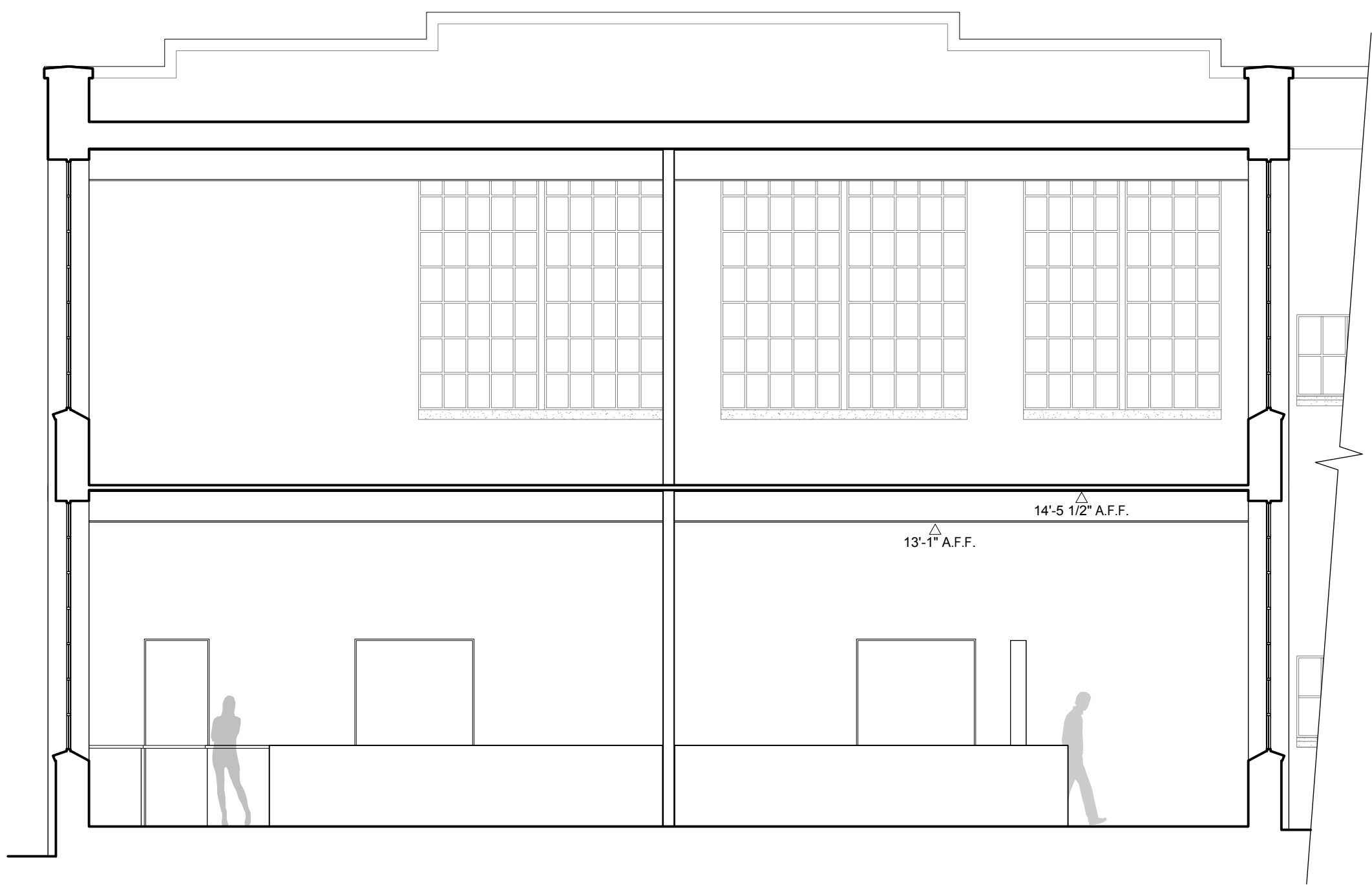
DAVID THOMPSON ARCHITECT, LLC
CHARLESTON SC / 843-297-8939
WWW.DTHOMPSONARCHITECT.COM

DRAWINGS AND THE DESIGN ARE THE PROPERTY OF THE ARCHITECT. WHETHER THE PROJECT FOR WHICH THEY ARE PREPARED IS EXECUTED OR NOT, THE DRAWINGS SHALL NOT BE USED BY THE PROJECT OWNER OR ANYONE ELSE FOR ANY OTHER PROJECT.

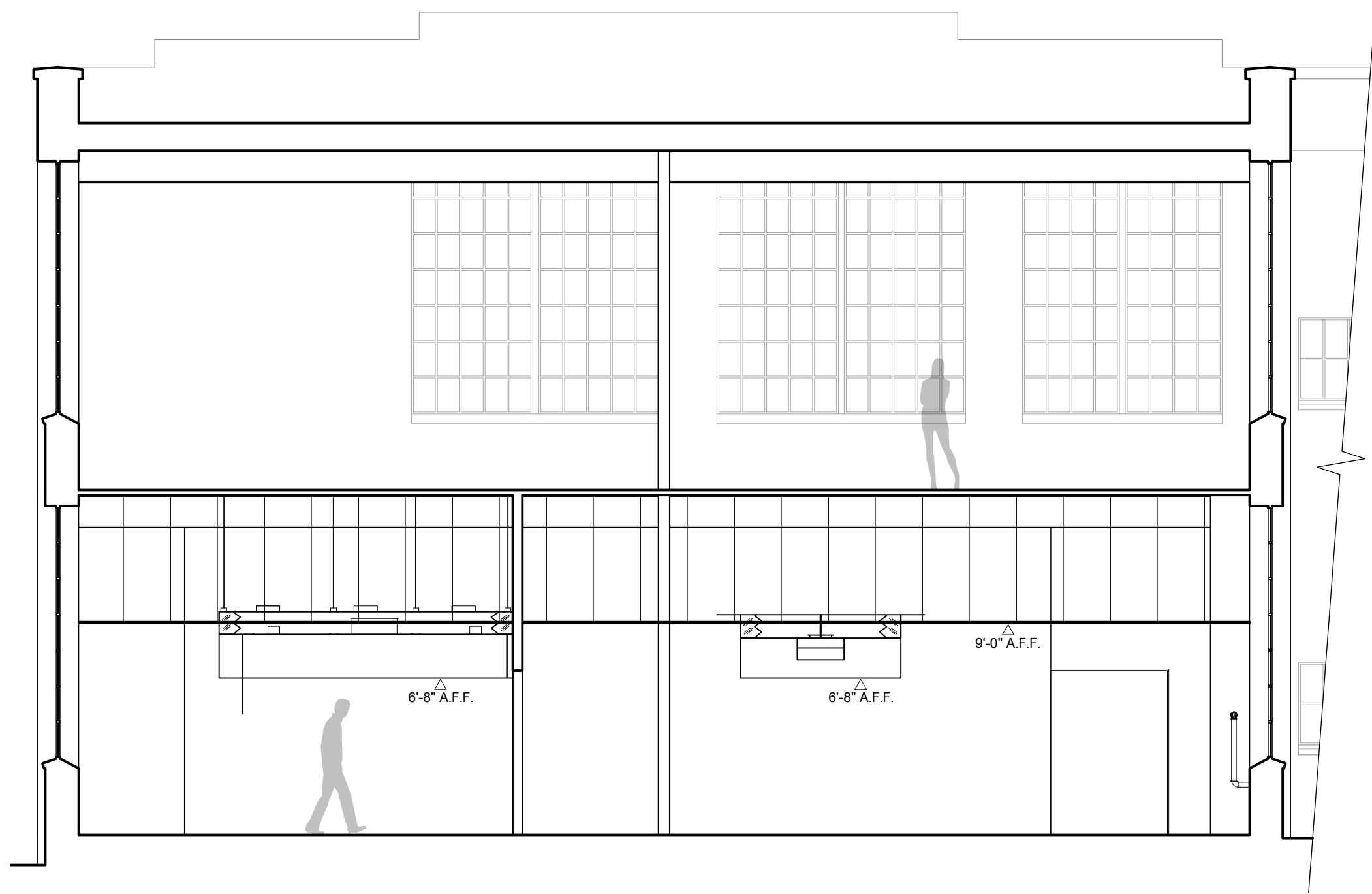


ISSUED DATE / REVISIONS
BASE PLAN - 01.06.17
SCHEMATIC DESIGN - 02.28.17
HISTORIC LANDMARKS - 03.13.17

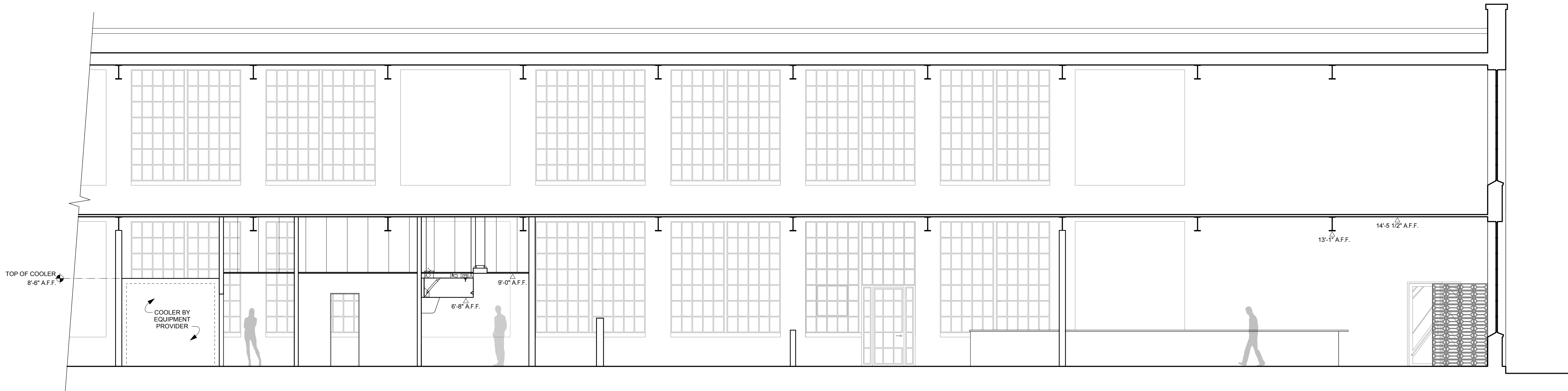
SUPERICA
101 W WORTHINGTON AVE.
CHARLOTTE, NC 28203



3
A301
TRANSVERSE BUILDING SECTION - DINING ROOM
SCALE: 3/16" = 1'-0"



2
A301
TRANSVERSE BUILDING SECTION - KITCHEN
SCALE: 3/16" = 1'-0"



1
A301
LONGITUDINAL BUILDING SECTION
SCALE: 3/16" = 1'-0"



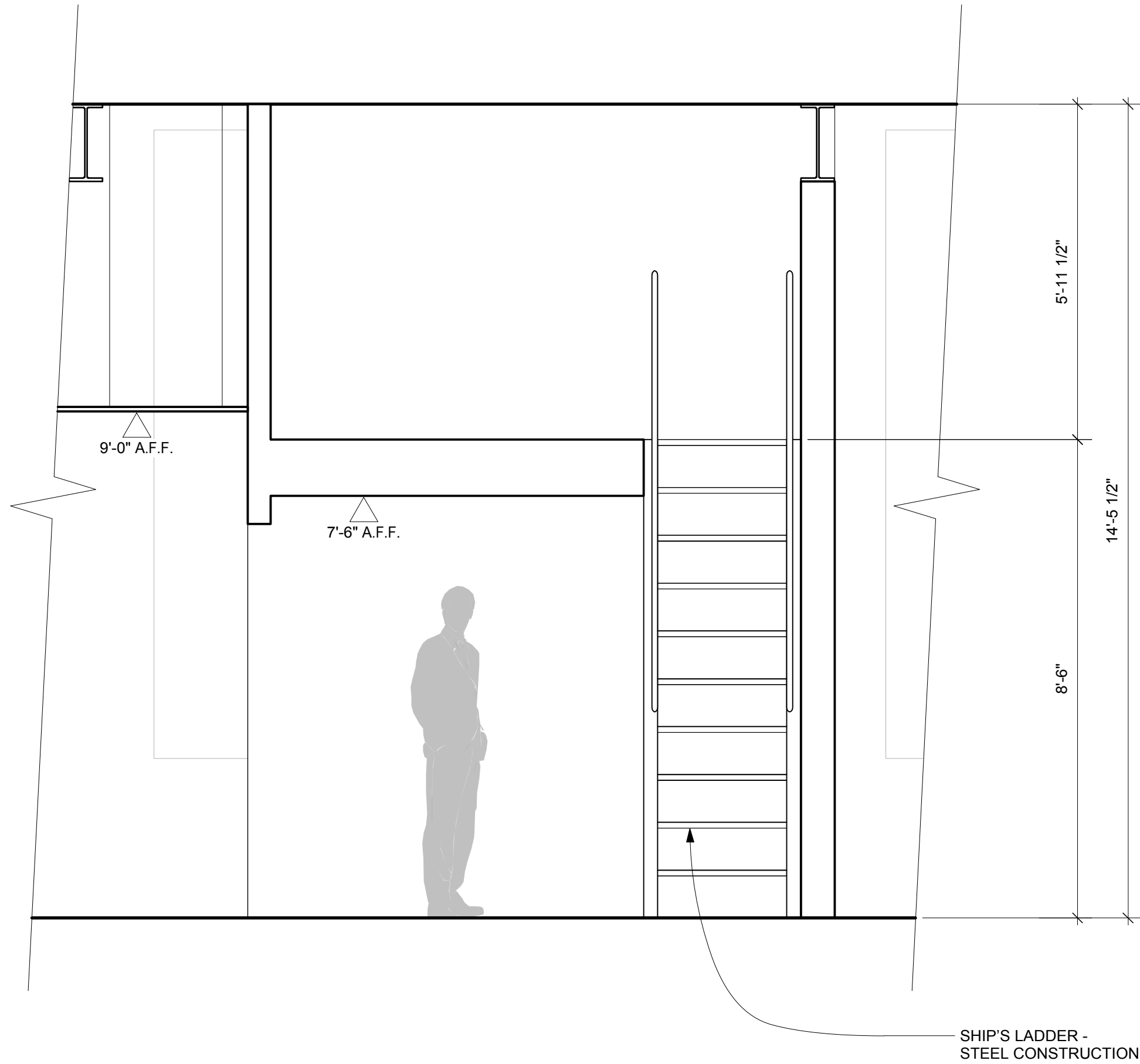
DAVID THOMPSON ARCHITECT, LLC
CHARLESTON SC / 843-297-8939
WWW.DTHOMPSONARCHITECT.COM

DRAWINGS AND THE DESIGN ARE THE PROPERTY OF THE ARCHITECT. WHETHER THE PROJECT FOR WHICH THEY ARE PREPARED IS EXECUTED OR NOT, THE DRAWINGS SHALL NOT BE USED BY THE PROJECT OWNER OR ANYONE ELSE FOR ANY OTHER PROJECT.

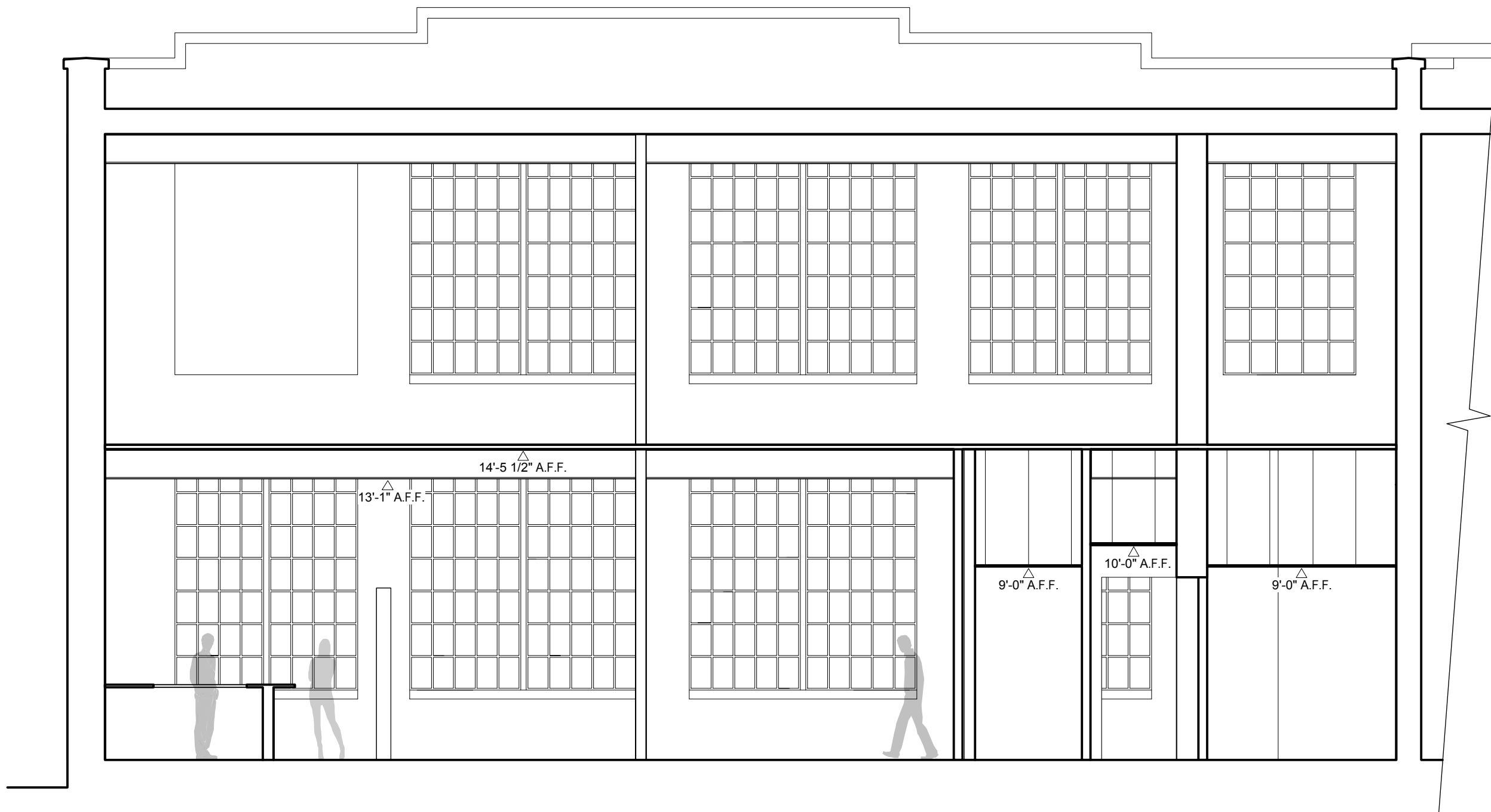


ISSUED DATE / REVISIONS
BASE PLAN - 01.06.17
SCHEMATIC DESIGN - 02.28.17
HISTORIC LANDMARKS - 03.13.17

SUPERICA
101 W WORTHINGTON AVE.
CHARLOTTE, NC 28203



2 SECTION AT EQUIPMENT PLATFORM
A302 SCALE: 1/2" = 1'-0"




1 TRANSVERSE BUILDING SECTION - BAR & RESTROOMS
A302 SCALE: 3/16" = 1'-0"



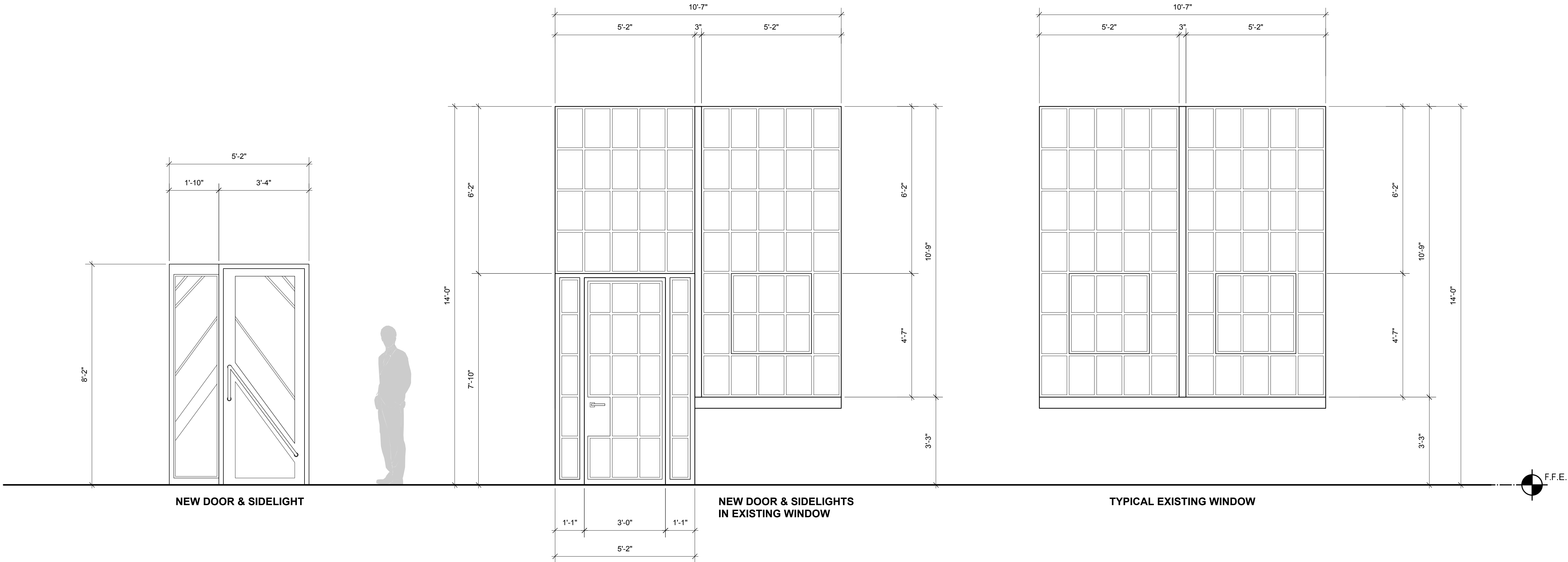
DAVID THOMPSON ARCHITECT, LLC
CHARLESTON SC / 843-297-8939
WWW.DTHOMPSONARCHITECT.COM

DRAWINGS AND THE DESIGN ARE THE
PROPERTY OF THE ARCHITECT
WHETHER THE PROJECT FOR WHICH
THEY ARE PREPARED IS EXECUTED OR
NOT. THE DRAWINGS SHALL NOT BE
USED BY THE PROJECT OWNER OR
ANYONE ELSE FOR ANY OTHER PROJECT.



ISSUED DATE / REVISIONS
BASE PLAN - 01.06.17
SCHEMATIC DESIGN - 02.28.17
HISTORIC LANDMARKS - 03.13.17

SUPERICA
101 W WORTHINGTON AVE.
CHARLOTTE, NC 28203





DAVID THOMPSON ARCHITECT, LLC
CHARLESTON SC / 843-297-8939
WWW.DTHOMPSONARCHITECT.COM

DRAWINGS AND THE DESIGN ARE THE PROPERTY OF THE ARCHITECT. WHETHER THE PROJECT FOR WHICH THEY ARE PREPARED IS EXECUTED OR NOT, THE DRAWINGS SHALL NOT BE USED BY THE PROJECT OWNER OR ANYONE ELSE FOR ANY OTHER PROJECT.

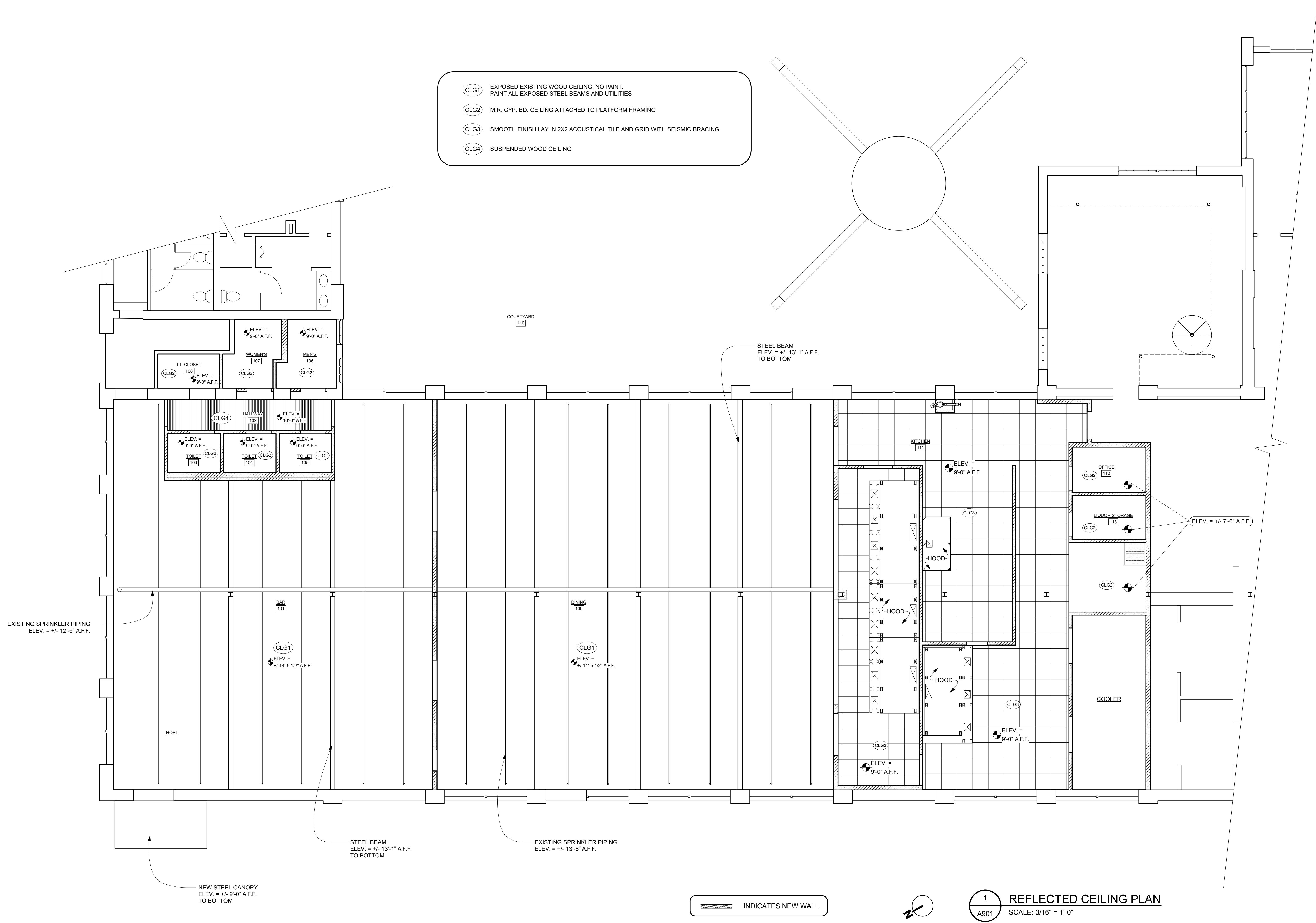


ISSUED DATE / REVISIONS
BASE PLAN - 01.06.17
SCHEMATIC DESIGN - 02.28.17
HISTORIC LANDMARKS - 03.13.17

SUPERICA
101 W WORTHINGTON AVE.
CHARLOTTE, NC 28203



- CLG1 EXPOSED EXISTING WOOD CEILING, NO PAINT. PAINT ALL EXPOSED STEEL BEAMS AND UTILITIES
- CLG2 M.R. GYP. BD. CEILING ATTACHED TO PLATFORM FRAMING
- CLG3 SMOOTH FINISH LAY IN 2X2 ACOUSTICAL TILE AND GRID WITH SEISMIC BRACING
- CLG4 SUSPENDED WOOD CEILING



INDICATES NEW WALL




1
A901 REFLECTED CEILING PLAN
SCALE: 3/16" = 1'-0"

Smith Hanes

STUDIO

949 W MARIETTA ST NW #X-113
ATLANTA, GA 30318
TELEPHONE. 770.780.1316
SMITH@SMITHHANES.COM

© 2017 SMITH HANES DESIGN LLC



SUPERICA

101 W WORTHINGTON AVE
CHARLOTTE, NC 28203

notes:

job number:

16051

date of issue:

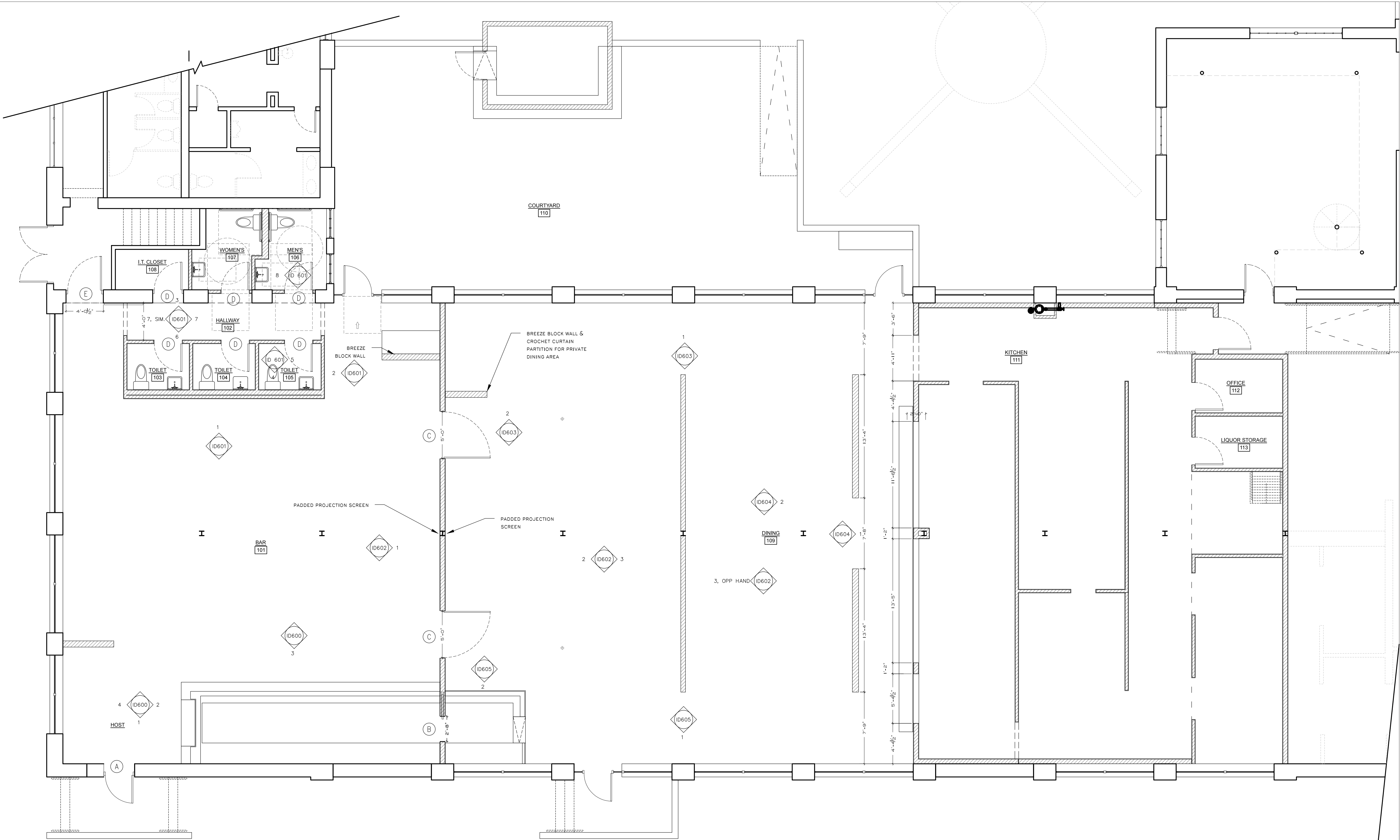
3.08.2017

drawing name:

PROPOSED FLOOR PLAN

drawing no.

ID200



I
PROPOSED FLOOR PLAN
SCALE: 3/16" = 1'-0"

- LEGEND**
SCALE: NTS
- ELEVATION TAG
 - WINDOW TAG. SEE SCHEDULES
 - DOOR TAG. SEE SCHEDULES
 - PLUMBING FIXTURE TAG. SEE SCHEDULES
 - TOILET ACCESSORY TAG. SEE SCHEDULES
 - KEY NOTES

- SHEET NOTES**
SCALE: NTS
- A. REFERENCE SHEETS FOR SCHEDULES
 - B. PROVIDE BLOCKING IN CEILING AND/OR WALLS AS REQUIRED FOR CEILING / WALL MOUNTED MILLWORK, EQUIPMENT, TOILET & DECORATIVE ACCESSORIES, ETC.


- KEY NOTES**
SCALE: NTS

Smith Hanes

STUDIO

949 W MARIETTA ST NW #X-113
ATLANTA, GA 30318
TELEPHONE. 770.780.1316
SMITH@SMITHHANES.COM

© 2017 SMITH HANES DESIGN LLC



SUPERICA

101 W WORTHINGTON AVE
CHARLOTTE, NC 28203

notes:

job number:

16051

date of issue:

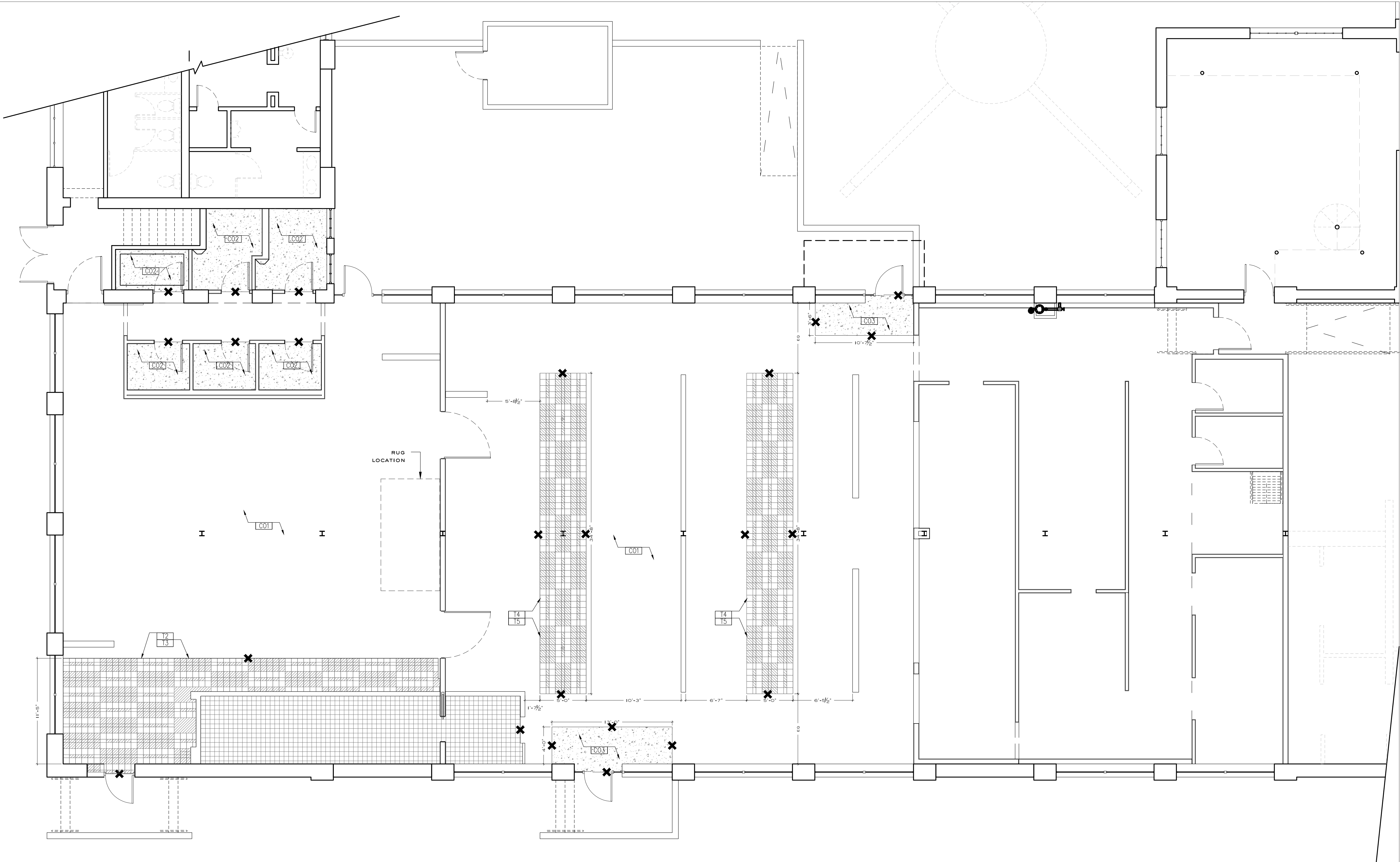
3.08.2017

drawing name:

PROPOSED FLOOR
FINISH PLAN

drawing no.

ID210



PROPOSED FLOOR FINISH PLAN
SCALE: 3/16" = 1'-0"

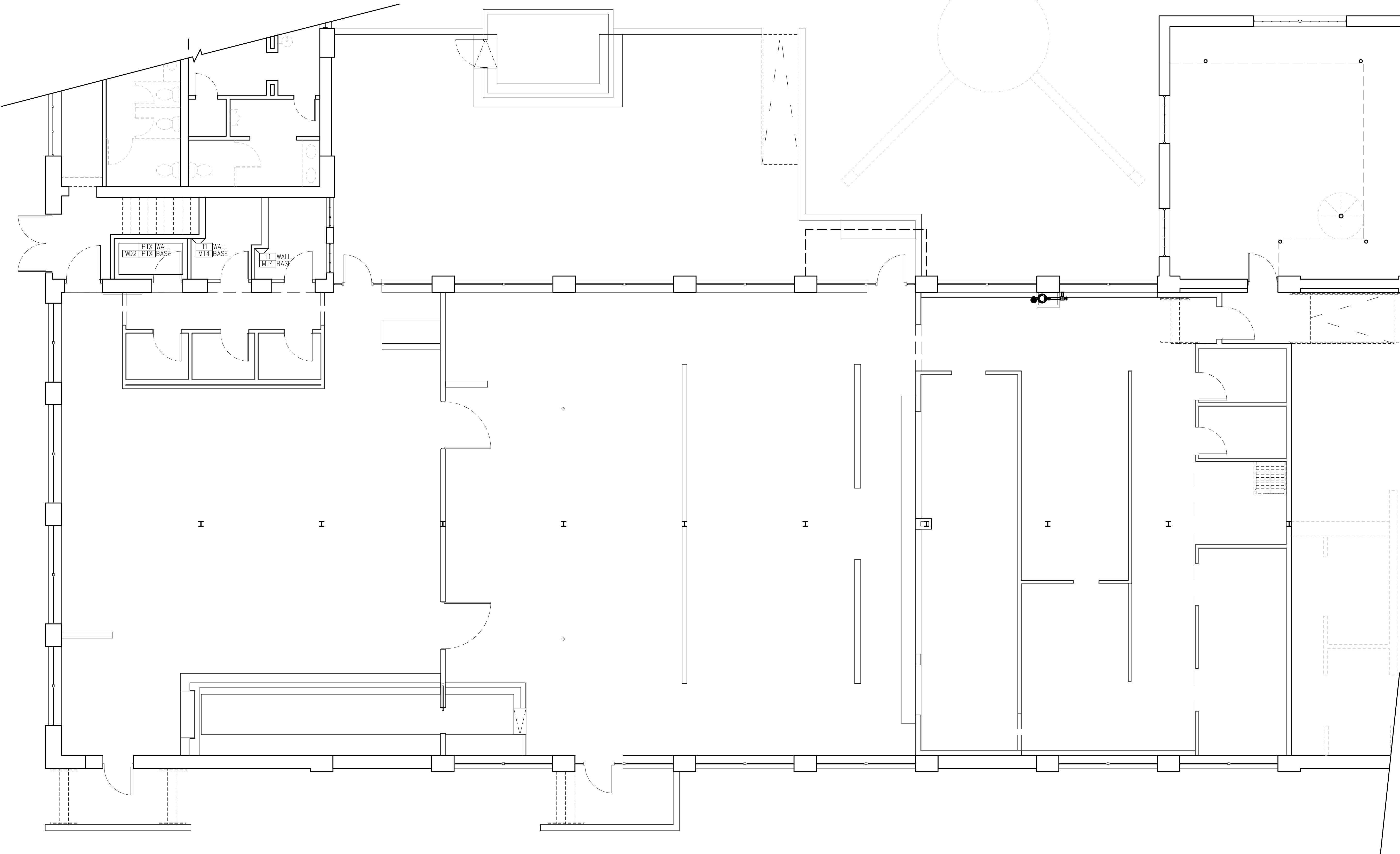
LEGEND
SCALE: NTS

- XX SPECIFIED FINISH
- XX KEY NOTES
- X FLOOR FINISH TRANSITION. PROVIDE THRESHOLD AS REQUIRED

SHEET NOTES
SCALE: NTS

- A. REFERENCE 000 SERIES SHEETS FOR SCHEDULES
- B. PROVIDE THRESHOLD TRANSITIONS AS REQUIRED.
- C. FLOOR FINISHES TO EXTEND UNDERNEATH MILLWORK & FURNITURE

KEY NOTES
SCALE: NTS



I PROPOSED WALL FINISH PLAN
SCALE: 3/16" = 1'-0"

LEGEND

SCALE: NTS

XX SPECIFIED FINISH

XX KEY NOTES

SHEET NOTES

SCALE: NTS


- A. REFERENCE 000 SERIES SHEETS FOR SCHEDULES
B. PROVIDE THRESHOLD TRANSITIONS AS REQUIRED.
C. FLOOR FINISHES TO EXTEND UNDERNEATH MILLWORK & FURNITURE

Smith Hanes

STUDIO

949 W MARIETTA ST NW #X-113
ATLANTA, GA 30318
TELEPHONE. 770.780.1316
SMITH@SMITHHANES.COM

© 2017 SMITH HANES DESIGN LLC



SUPERICA

101 W WORTHINGTON AVE
CHARLOTTE, NC 28203

notes:

job number:

16051

date of issue:

3.08.2017

drawing name:

PROPOSED WALL
FINISH PLAN

drawing no.


ID211

Smith Hanes

STUDIO

949 W MARIETTA ST NW #X-113
ATLANTA, GA 30318
TELEPHONE. 770.780.1316
SMITH@SMITHHANES.COM

© 2017 SMITH HANES DESIGN LLC



SUPERICA

101 W WORTHINGTON AVE
CHARLOTTE, NC 28203

notes:

job number:

16051

date of issue:

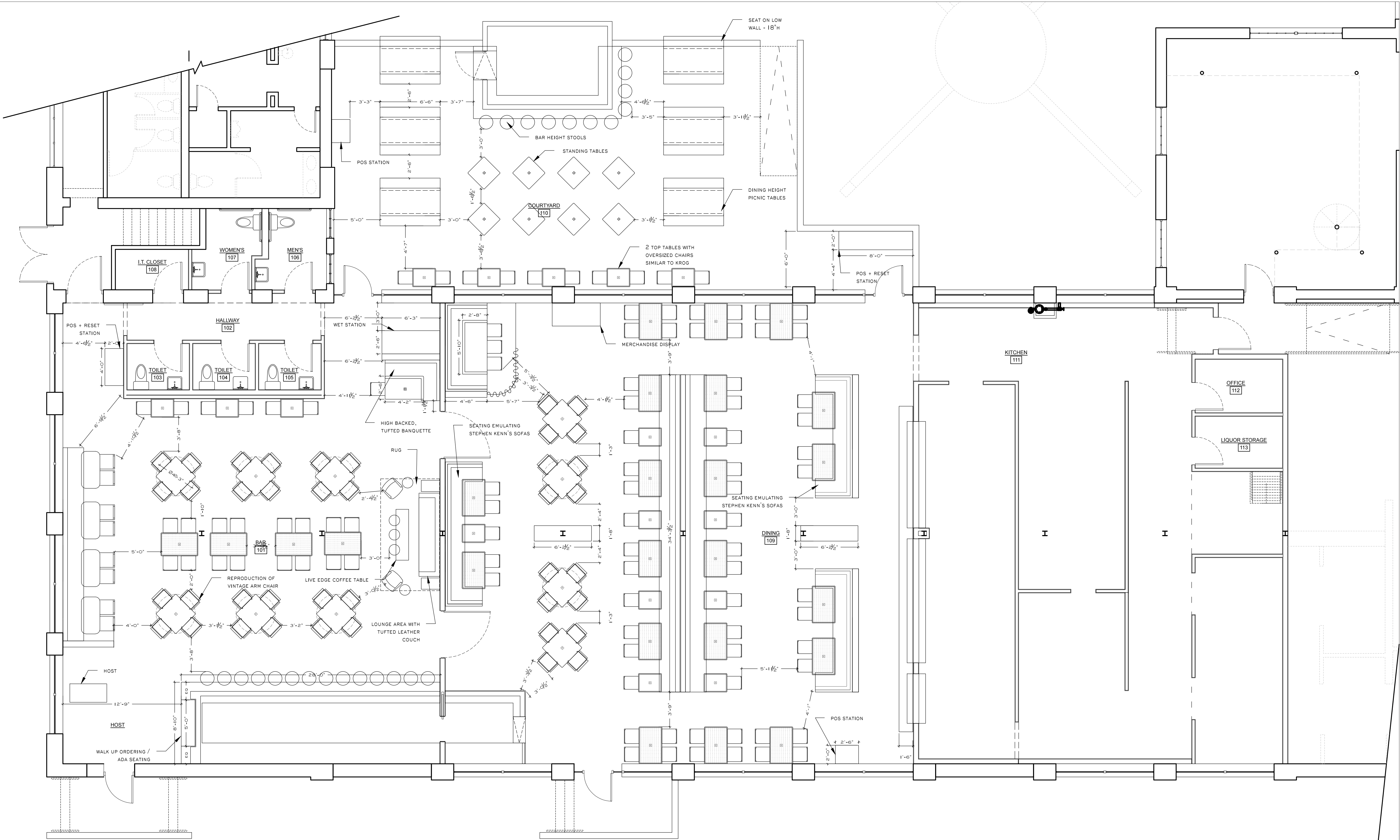
3.08.2017

drawing name:

PROPOSED FURNITURE
PLAN

drawing no.

ID220



I PROPOSED FURNITURE PLAN
SCALE: 3/16" = 1'-0"

LEGEND
SCALE: NTS

PL-X FIXTURE TAG. SEE SCHEDULES

1 KEY NOTES

SHEET NOTES
SCALE: NTS

- A. REFERENCE SHEETS FOR SCHEDULES
B. PROVIDE BLOCKING IN CEILING AND/OR WALLS AS
REQUIRED FOR CEILING / WALL MOUNTED MILLWORK,
EQUIPMENT, TOILET & DECORATIVE ACCESSORIES,
ETC.


KEY NOTES
SCALE: NTS

Smith Hanes

STUDIO

949 W MARIETTA ST NW #X-113
ATLANTA, GA 30318
TELEPHONE: 770.780.1316
SMITH@SMITHHANES.COM

© 2016 SMITH HANES DESIGN LLC



SUPERICA

101 W WORTHINGTON AVE
CHARLOTTE, NC 28203

notes:

Notes: tbd

job number:

17011

date of issue:

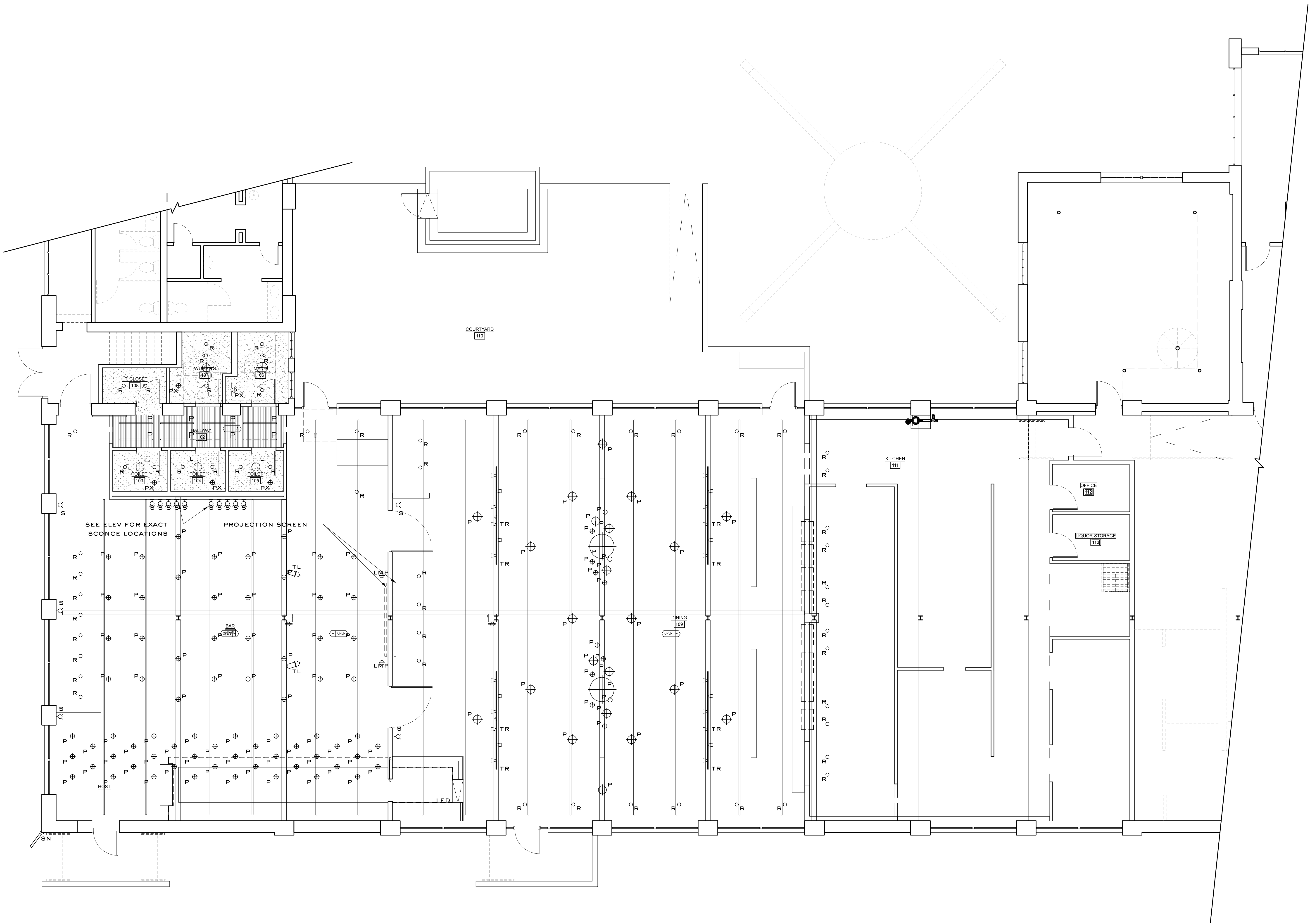
03.08.17

drawing name:

REFLECTED
CEILING
PLAN

drawing no.

ID300



REFLECTED CEILING PLAN
SCALE: 1/8" = 1'-0"

SHEET NOTES
SCALE: NTS

KEY NOTES
SCALE: NTS

LEGEND
SCALE: NTS

- XX KEY NOTES
9'-0" CEILING TAG WITH TYPE & HEIGHT
+TBD" WALL MOUNTED DUPLEX AT 18" AFF, TYP UON

SHEET NOTES
SCALE: NTS

- A. REFERENCE SCHEDULES
B. PROVIDE BLOCKING IN CEILING AND/OR WALLS AS REQUIRED FOR WALL OR CEILING MOUNTED: MILLWORK, EQUIPMENT, TOILET & DECORATIVE ACCESORIES, ETC.
C. REFERENCE ELEVATIONS FOR EXACT HORIZONTAL & VERTICAL LOCATION, UON

KEY NOTES
SCALE: NTS


- 1 X

Smith Hanes

STUDIO

949 W MARIETTA ST NW #X-113
ATLANTA, GA 30318
TELEPHONE. 770.780.1316
SMITH@SMITHHANES.COM

© 2017 SMITH HANES DESIGN LLC



SUPERICA

101 W WORTHINGTON AVE
CHARLOTTE, NC 28203

notes:

job number:

16051

date of issue:

3.07.2017

drawing name:

INTERIOR ELEVATIONS

drawing no.

ID600

PIPE SUPPORTS, MT1

SHELVES, XX

MIRROR, GL2

MIRROR FRAME, MT2

BACK COUNTER, MT3

EXISTING
BRICK, BRI

1- 1/2" DIA FOOTRAIL, MT1

WOOD SHELF,
WDXX

COUNTER,
MT3

BAR FACE,
MT3

METAL TRIM,
MT5

2-1/4" DIA. METAL PIPE, MT1.
WRAPPED IN LEATHER, FBK1

1 BAR BACK ELEVATION
SCALE: 3/8" = 1'-0"

2 BAR WALK UP ELEVATION
SCALE: 3/8" = 1'-0"

SPECIFIED BASE

FIBER REINFORCED
PLASTIC, FRP1

COUNTER, MT3

BAR FRONT, MT3

METAL TRIM, MT5

FOOTRAIL, MT1

REFERENCE ELEVATION 1/ID600
FOR SPECIFIED FINISHES AND
EXTENTS OF FINISHES.

2-1/4" DIA. METAL PIPE, MT1.
WRAPPED IN LEATHER, FBK1

3 BAR FRONT ELEVATION
SCALE: 3/8" = 1'-0"

WOOD, WDXX

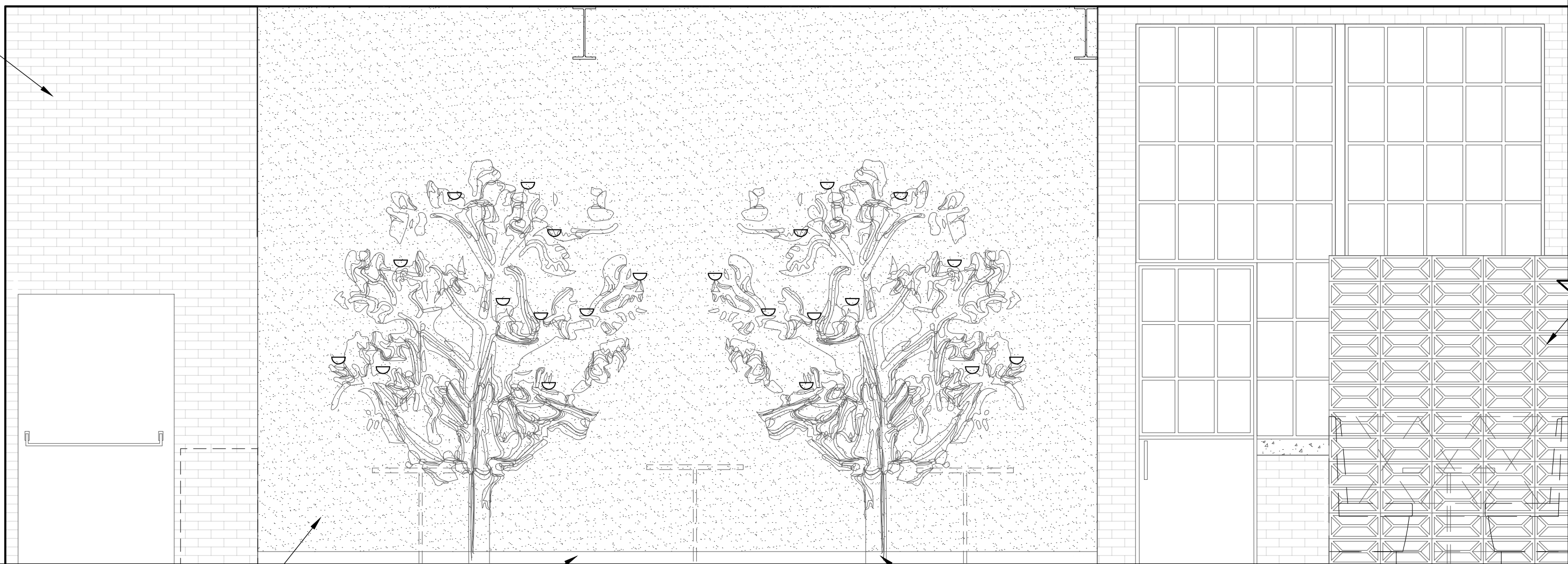
EXISTING
BRICK, BRI

BREEZE BLOCK WALL, CO4

EXISTING SILL, CO1

4 BAR PLAN WEST
SCALE: 3/8" = 1'-0"

REFERENCE ELEVATION
3/ID601 FOR SPECIFIED
FINISHES AND EXTENTS OF
FINISH.



PAINTED WALL, PT1

BASE, WD2.

EMBOSSED TREE SILHOUTTES WITH
INTEGRATED SCONCES

1 BAR PLAN NORTH
SCALE: 3/8" = 1'-0"

EXISTING I-BEAM

BREEZE BLOCK
WALL, CO4.

PAINTED WALL,
PT1

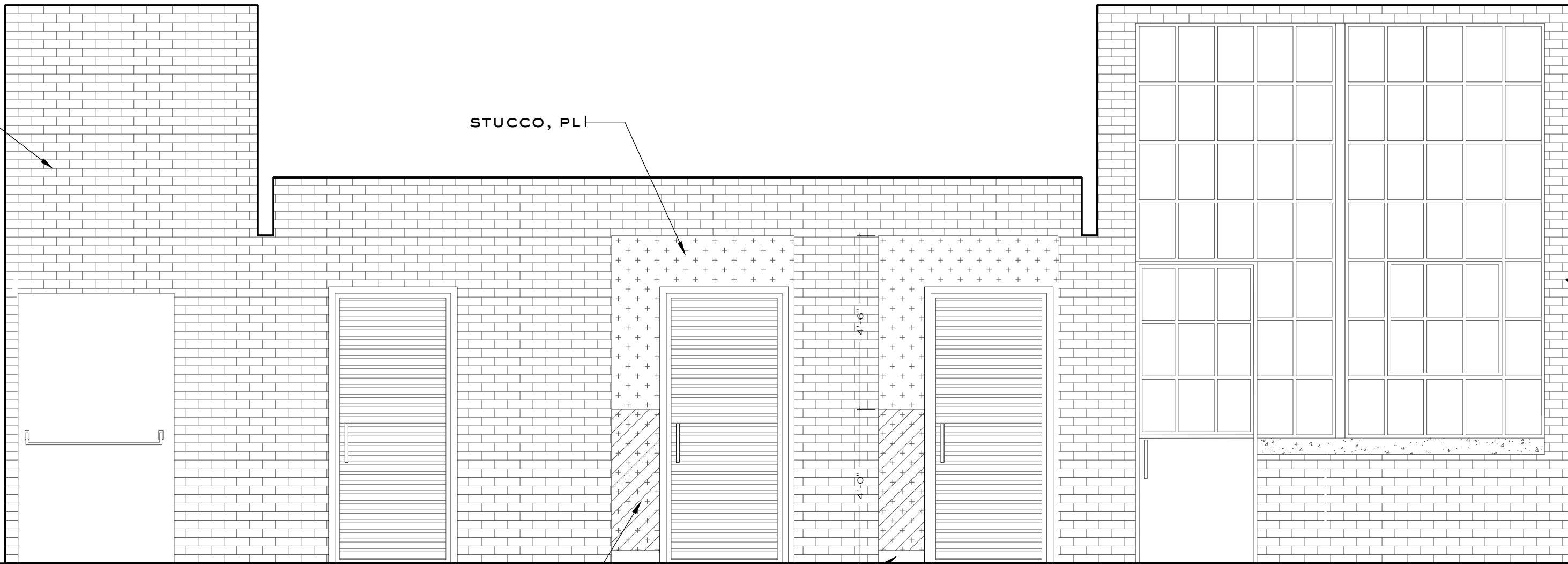
OPEN

BASE, WD2.

2 BAR STAGE STORAGE
SCALE: 3/8" = 1'-0"

EXISTING BRICK, BRI

STUCCO, PL1



STUCCO, PL2

BASE, WD2.

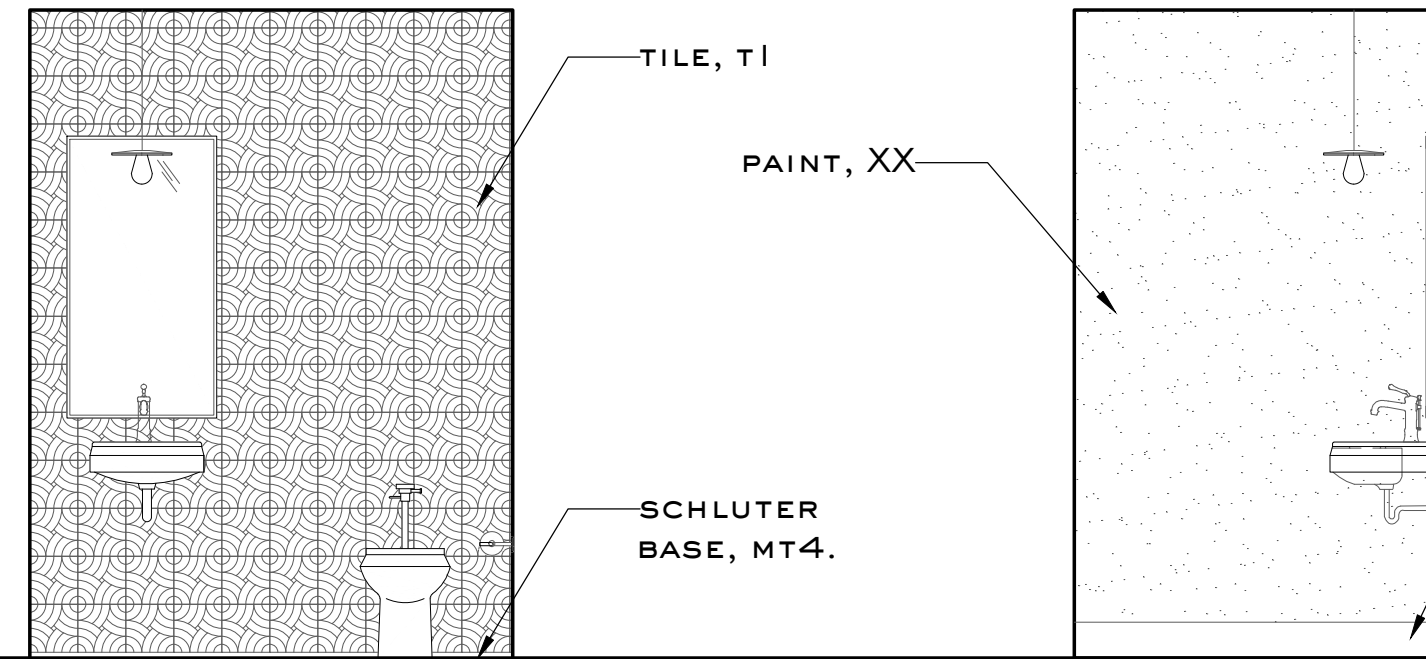
3 BATHROOM HALL NORTH ELEVATION
SCALE: 3/8" = 1'-0"

TILE, T1

PAINT, XX

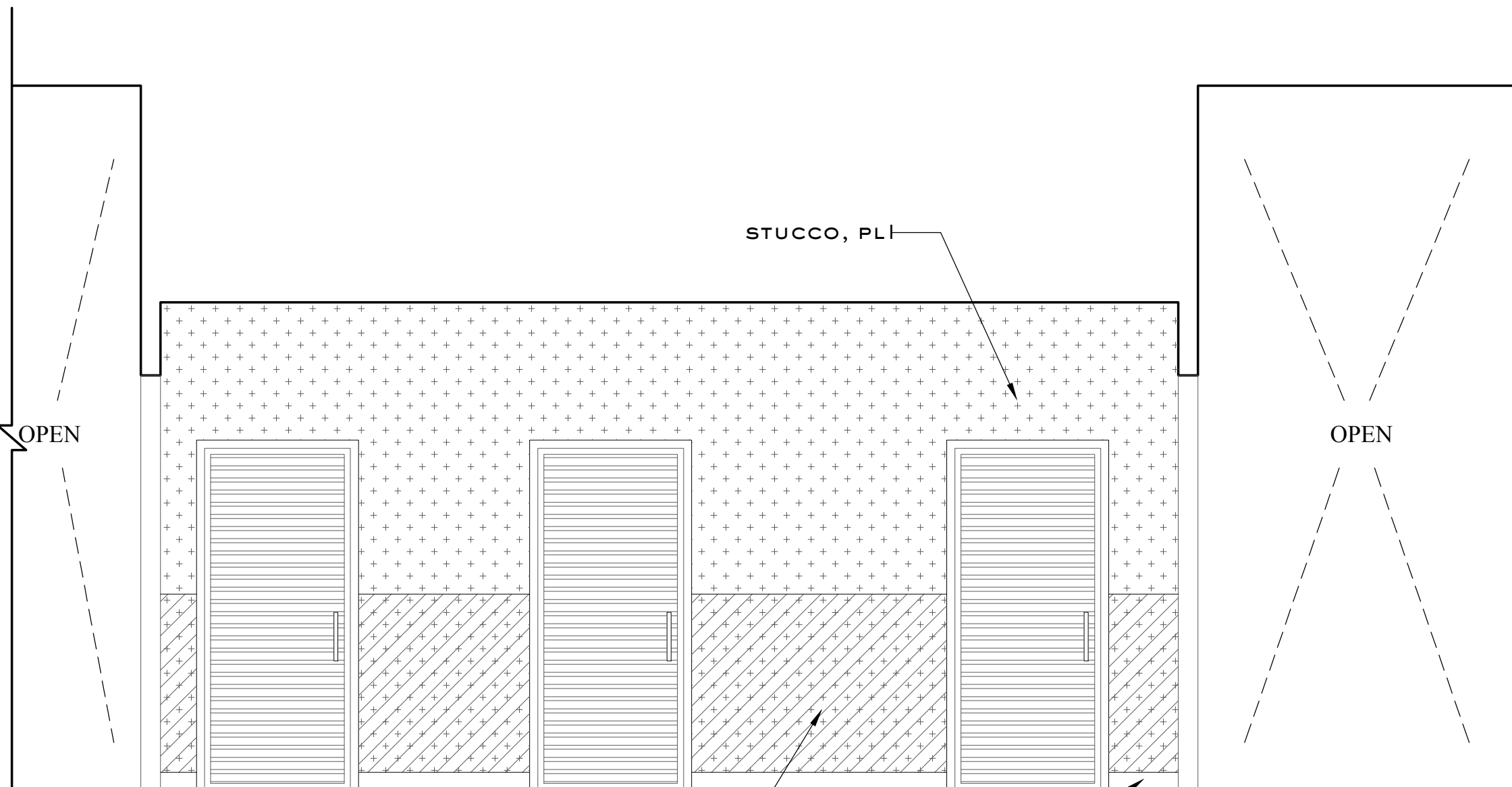
SCHLUTER
BASE, MT4.

BASE, XX



4 BATHROOM WET WALL
ELEVATION, TYP.
SCALE: 3/8" = 1'-0"

5 BATHROOM SIDE WALL
ELEVATION, TYP.
SCALE: 3/8" = 1'-0"



STUCCO, PL1

OPEN

STUCCO, PL2

BASE, WD2.

6 BATHROOM HALL SOUTH ELEVATION
SCALE: 3/8" = 1'-0"

EXISTING
BRICK, BRI

OPEN

STUCCO, PL1

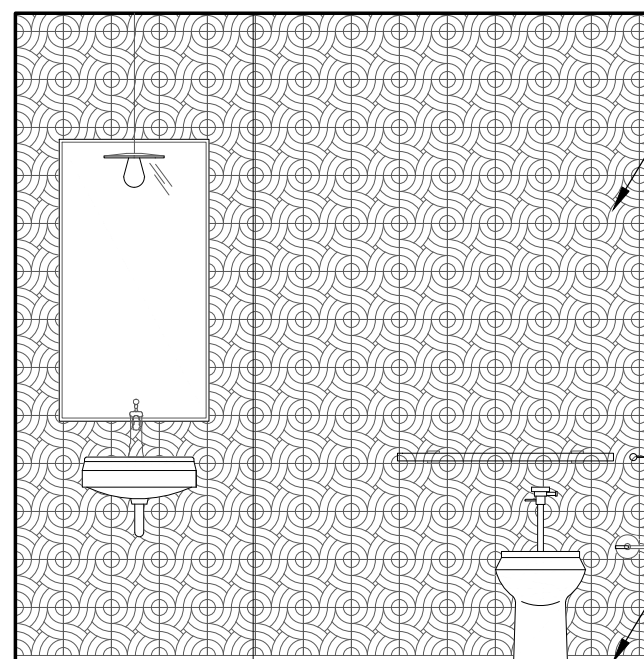
STUCCO, PL2

BASE, WD2.

7 BATHROOM HALL EAST ELEVATION
SCALE: 3/8" = 1'-0"

TILE, T1

SCHLUTER
BASE, MT4.



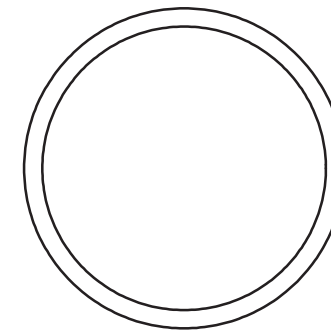
8 BATHROOM WET WALL ELEVATION, MENS ADA
SCALE: 3/8" = 1'-0"

Smith Hanes

STUDIO

949 W MARIETTA ST NW #X-113
ATLANTA, GA 30318
TELEPHONE. 770.780.1316
SMITH@SMITHHANES.COM

© 2017 SMITH HANES DESIGN LLC



SUPERICA

101 W WORTHINGTON AVE
CHARLOTTE, NC 28203

notes:

job number:

16051

date of issue:

3.07.2017

drawing name:

INTERIOR ELEVATIONS

drawing no.


ID601

Smith Hanes

STUDIO

949 W MARIETTA ST NW #X-113
ATLANTA, GA 30318
TELEPHONE. 770.780.1316
SMITH@SMITHHANES.COM

© 2017 SMITH HANES DESIGN LLC



SUPERICA

101 W WORTHINGTON AVE
CHARLOTTE, NC 28203

notes:

job number:

16051

date of issue:

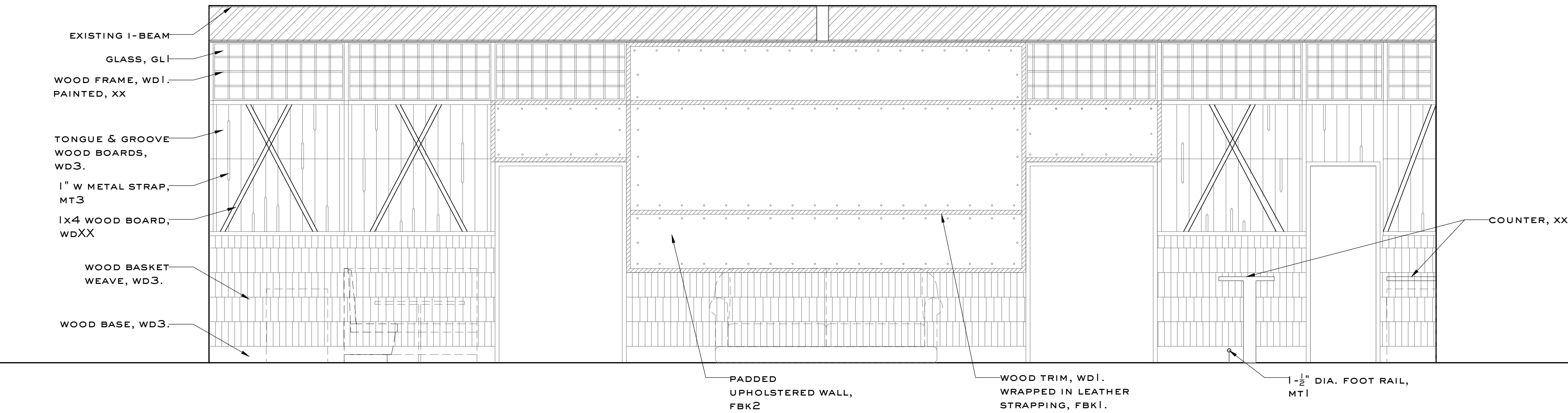
3.07.2017

drawing name:

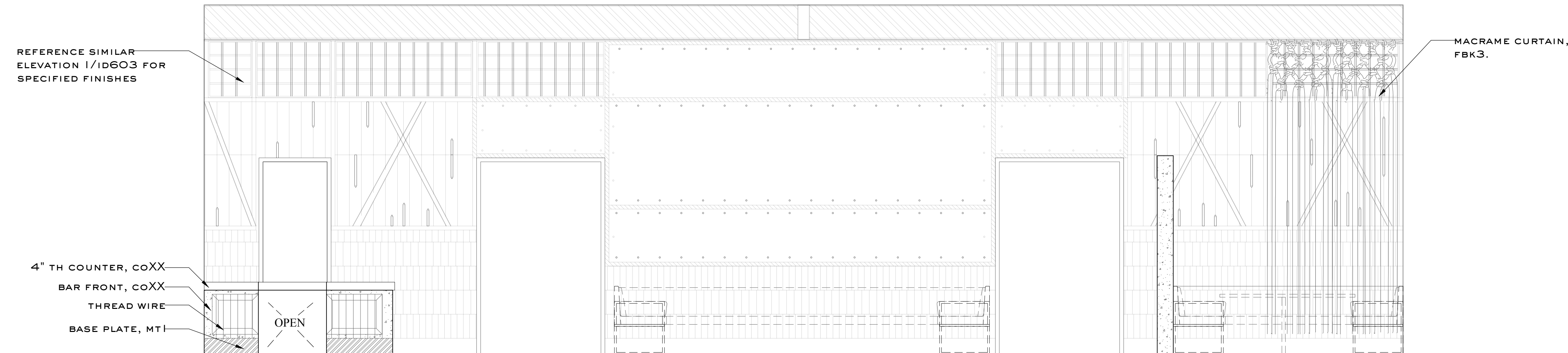
INTERIOR ELEVATIONS

drawing no.

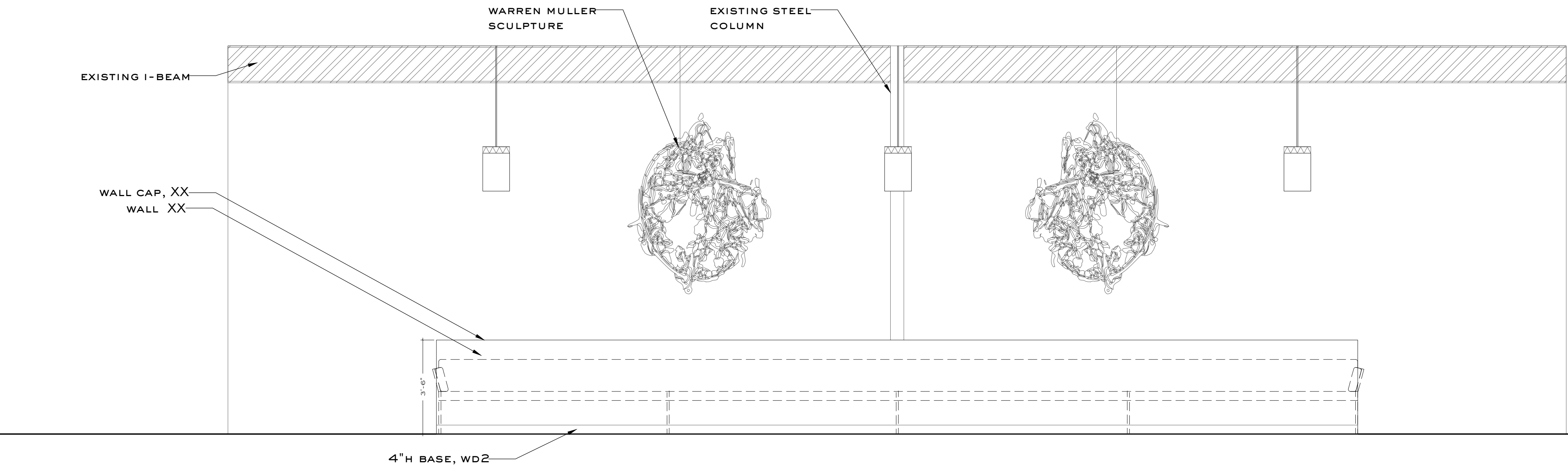
ID602



1 BAR PROJECTION WALL ELEVATION
SCALE: 3/8" = 1'-0"



2 SERVICE BAR & DINING PROJECTION WALL ELEVATION
SCALE: 3/8" = 1'-0"




3 LINEAR BANQUETTE
SCALE: 3/8" = 1'-0"

Smith Hanes

STUDIO

949 W MARIETTA ST NW #X-113
ATLANTA, GA 30318
TELEPHONE. 770.780.1316
SMITH@SMITHHANES.COM

© 2017 SMITH HANES DESIGN LLC



SUPERICA

101 W WORTHINGTON AVE
CHARLOTTE, NC 28203

notes:

job number:

16051

date of issue:

3.07.2017

drawing name:


INTERIOR ELEVATIONS

drawing no.

ID603

EXISTING BRICK, BR1

EXISTING SILL, CO1

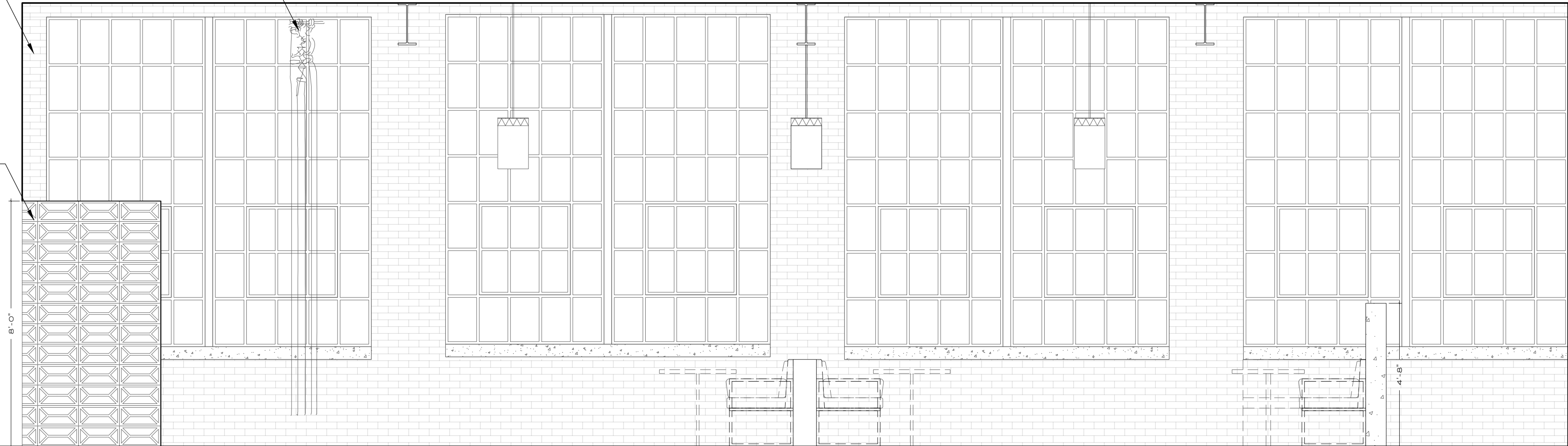


1 DINING PLAN NORTH ELEVATION
SCALE: 3/8" = 1'-0"

REFERENCE ELEVATION
1/ID603 FOR SPECIFIED
FINISHES & EXTENTS

CROCHET CURTAIN, FBK3

BREEZE BLOCK, CO4




2 DINING PLAN NORTH BREEZE BLOCK ELEVATION
SCALE: 3/8" = 1'-0"

Smith Hanes

STUDIO

949 W MARIETTA ST NW #X-113
ATLANTA, GA 30318
TELEPHONE. 770.780.1316
SMITH@SMITHHANES.COM

© 2017 SMITH HANES DESIGN LLC



SUPERICA

101 W WORTHINGTON AVE
CHARLOTTE, NC 28203

notes:

job number:

16051

date of issue:

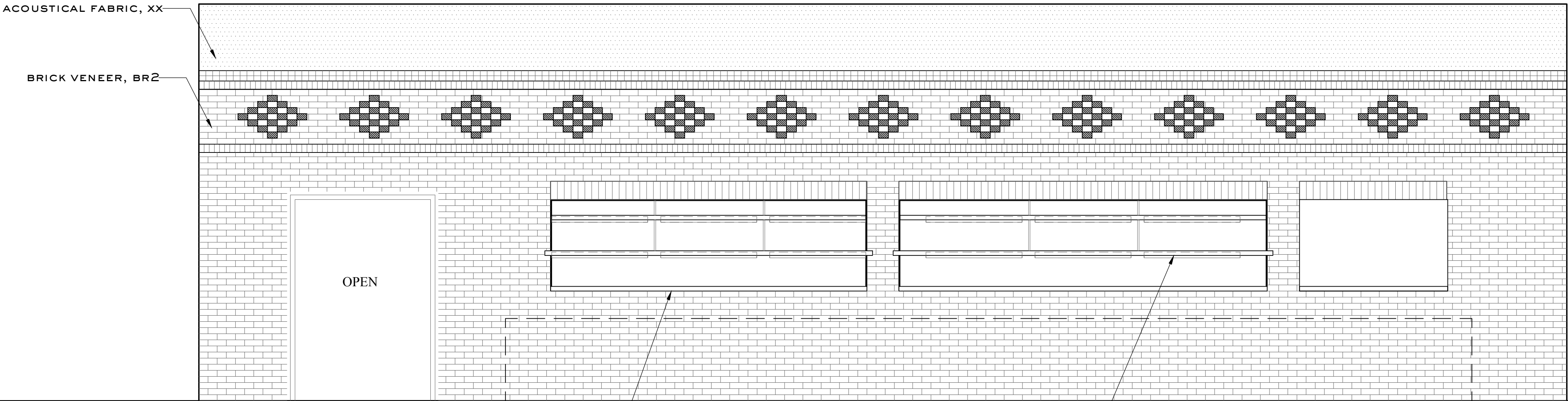
3.07.2017

drawing name:

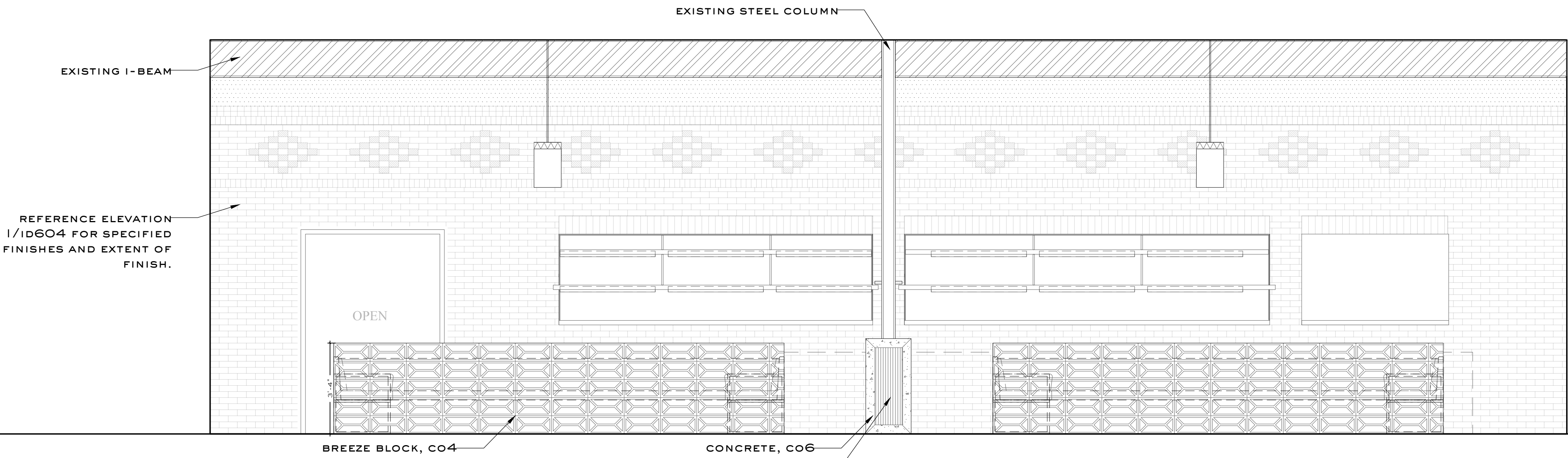
INTERIOR ELEVATIONS

drawing no.

ID604



1 EXPO KITCHEN
SCALE: 3/8" = 1'-0"




2 EXPO KITCHEN
SCALE: 3/8" = 1'-0"

Smith Hanes

STUDIO

949 W MARIETTA ST NW #X-113
ATLANTA, GA 30318
TELEPHONE. 770.780.1316
SMITH@SMITHHANES.COM

© 2017 SMITH HANES DESIGN LLC



SUPERICA

101 W WORTHINGTON AVE
CHARLOTTE, NC 28203

notes:

job number:

16051

date of issue:

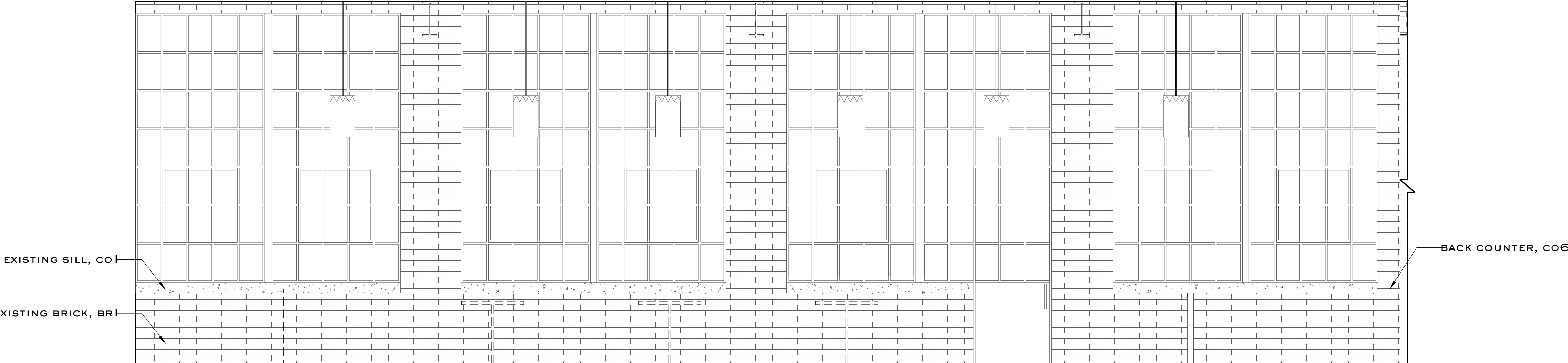
3.07.2017

drawing name:


INTERIOR ELEVATIONS

drawing no.

ID605



1 BAR / DINING PLAN SOUTH
SCALE: 3/8" = 1'-0"



2 BAR / DINING PLAN SOUTH
SCALE: 3/8" = 1'-0"