
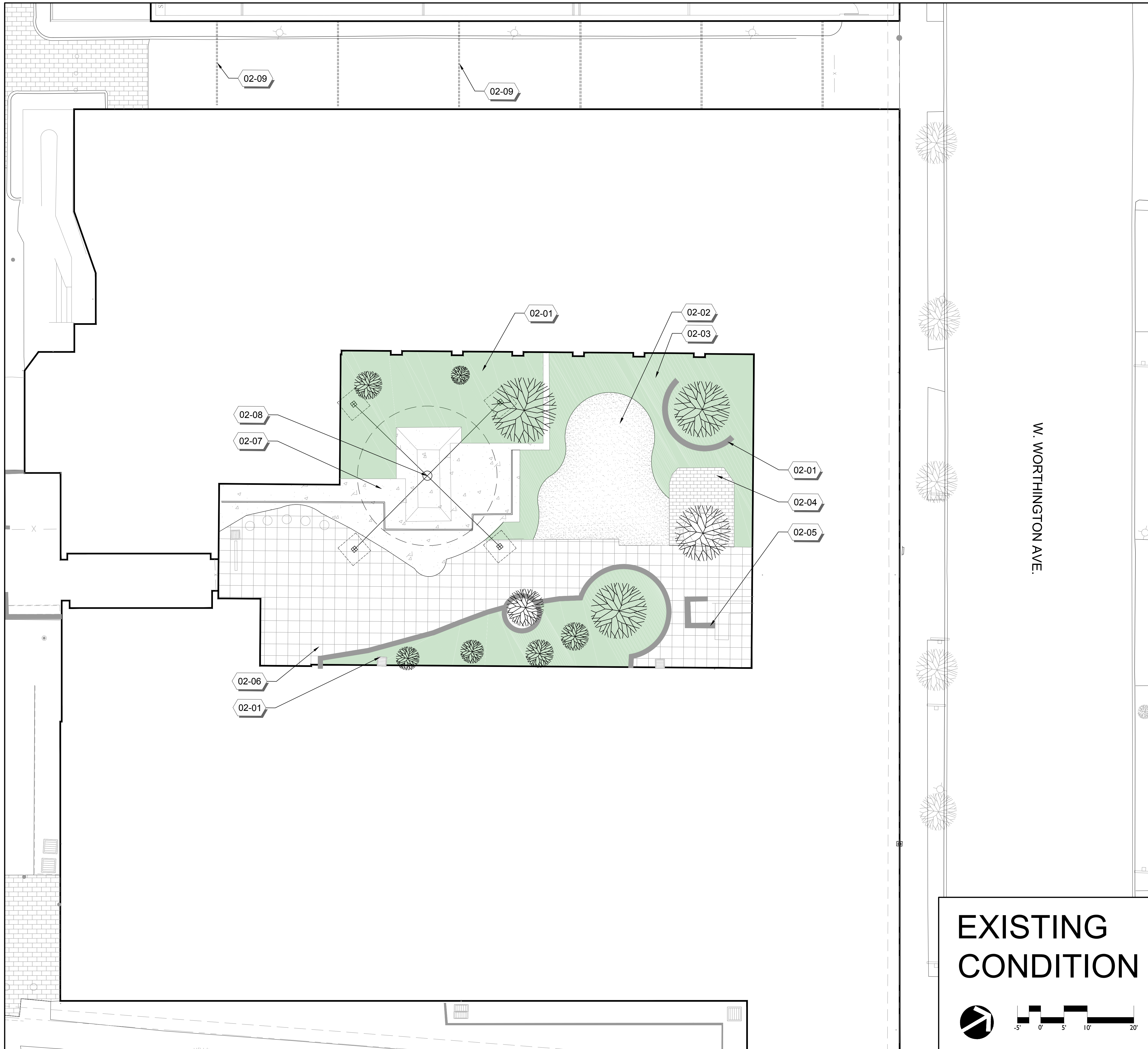






BELLEVILLE VALLEY





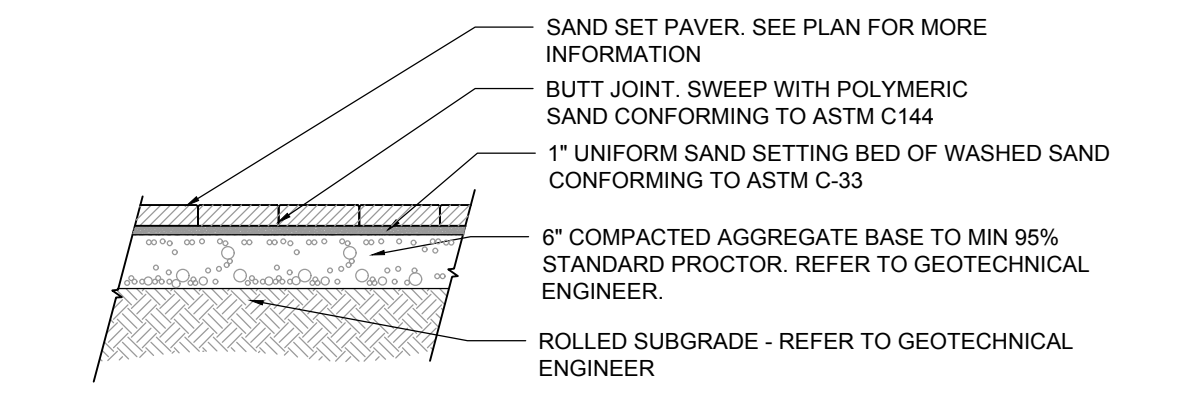
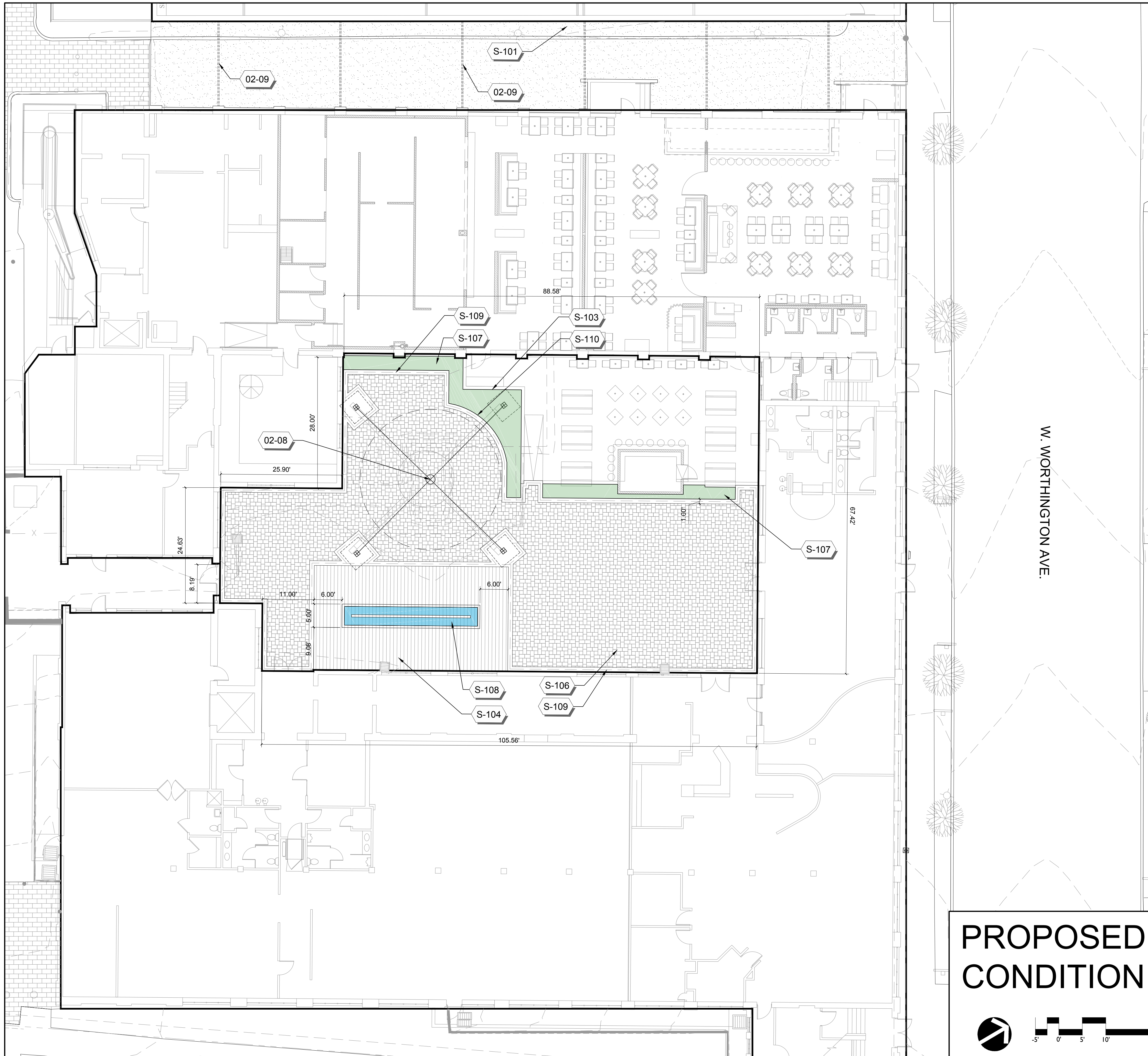
**REFERENCE NOTES**

SYMBOL	02 EXISTING CONDITIONS DESCRIPTION
02-01	EXISTING RAISED PLANTER
02-02	EXISTING LAWN AREA
02-03	EXISTING PLANTING AREA
02-04	EXISTING BRICK PATIO
02-05	EXISTING OUTDOOR KITCHEN
02-06	EXISTING CONCRETE PAVERS
02-07	EXISTING CONCRETE STAGE STRUCTURE
02-08	WATER TOWER
02-09	EXISTING OVERHEAD STRUCTURE TO REMAIN

PRELIMINARY PLANS  
 DO NOT USE FOR CONSTRUCTION  
 DO NOT USE FOR R/W ACQUISITION

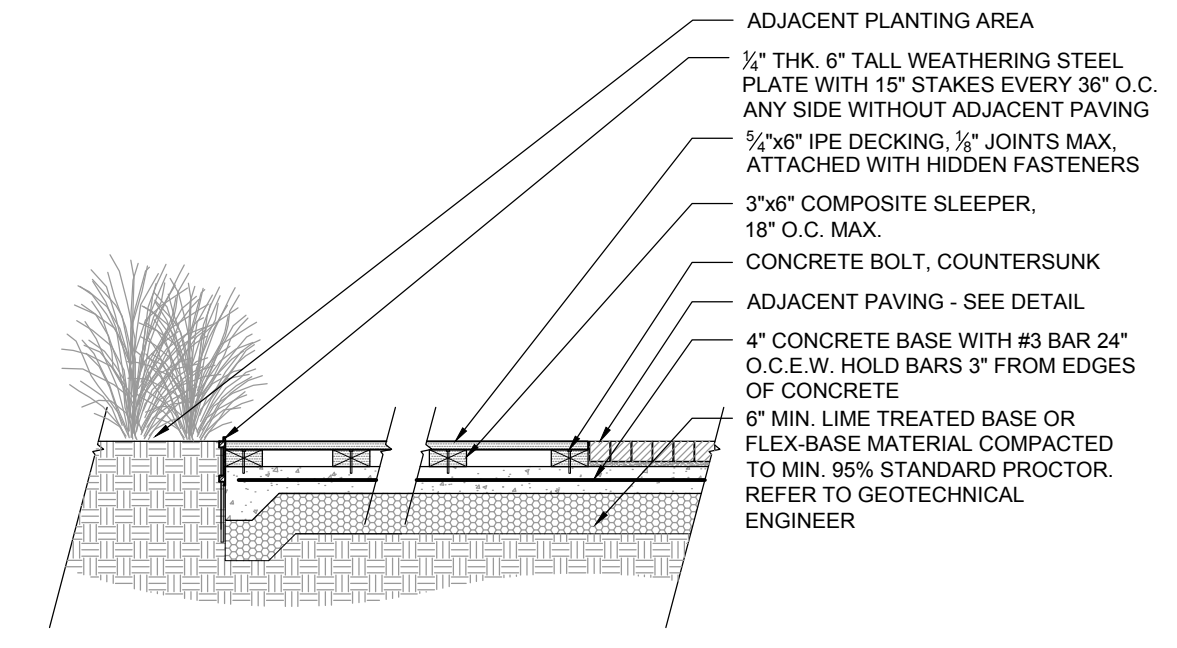
**DESIGN CENTER OF THE CAROLINAS**  
**NEBEL KNITTING MILL**  
 ASANA PARTNERS  
 INNER COURTYARD EXISTING

REVISIONS:  
 DATE: MARCH 31, 2017  
 DESIGNED BY: AM  
 DRAWN BY: AM  
 CHECKED BY: XX  
 SCALE: 1/2"=10'  
 PROJECT #: 1017073  
 SHEET #: **LO1**

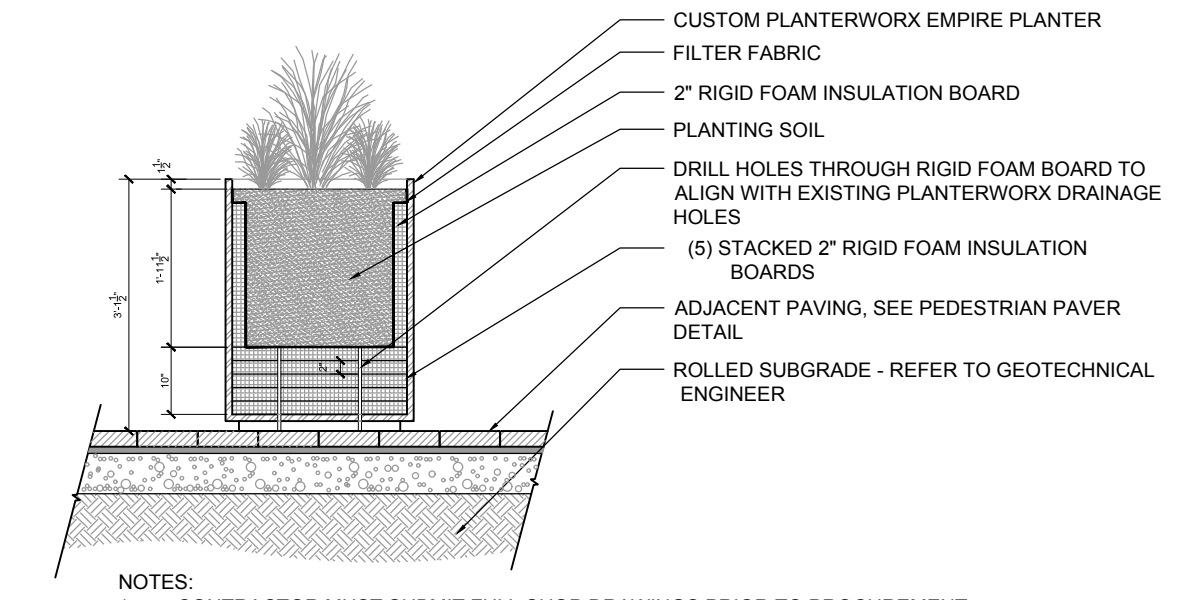


- NOTES:
- CONTRACTOR MUST VERIFY THIS PAVEMENT SECTION WITH CONSULTING GEOTECH PRIOR TO INSTALLATION.
  - PAVERS TO BE INSTALLED PER MANUFACTURER'S SPECIFICATIONS.
  - CONTRACTOR TO SUBMIT SAMPLE OF PAVER TO LANDSCAPE ARCHITECT PRIOR TO CONSTRUCTION FOR APPROVAL.
  - REFER TO PAVING PLAN FOR ADDITIONAL INFORMATION.
  - ANY PAVER(S) SURFACE THAT BECOMES STAINED DURING INSTALLATION SHALL BE DISCARDED AND REPLACED WITH NEW PAVER(S).
  - PAVERS TO BE INSTALLED BY AN I.C.P.I. CERTIFIED CONTRACTOR.

1 CONCRETE UNIT PAVERS - NTS



2 IPE WOOD DECKING - NTS



- NOTES:
- CONTRACTOR MUST SUBMIT FULL SHOP DRAWINGS PRIOR TO PROCUREMENT.
  - PROVIDE MIN. (1) 1\"/>

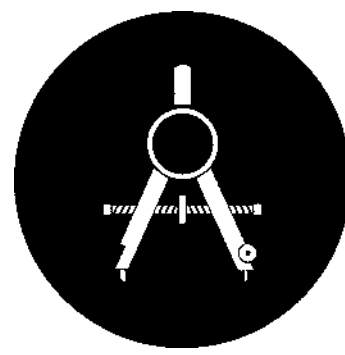
3 RAISED PLANTER - NTS



4 WATER FEATURE

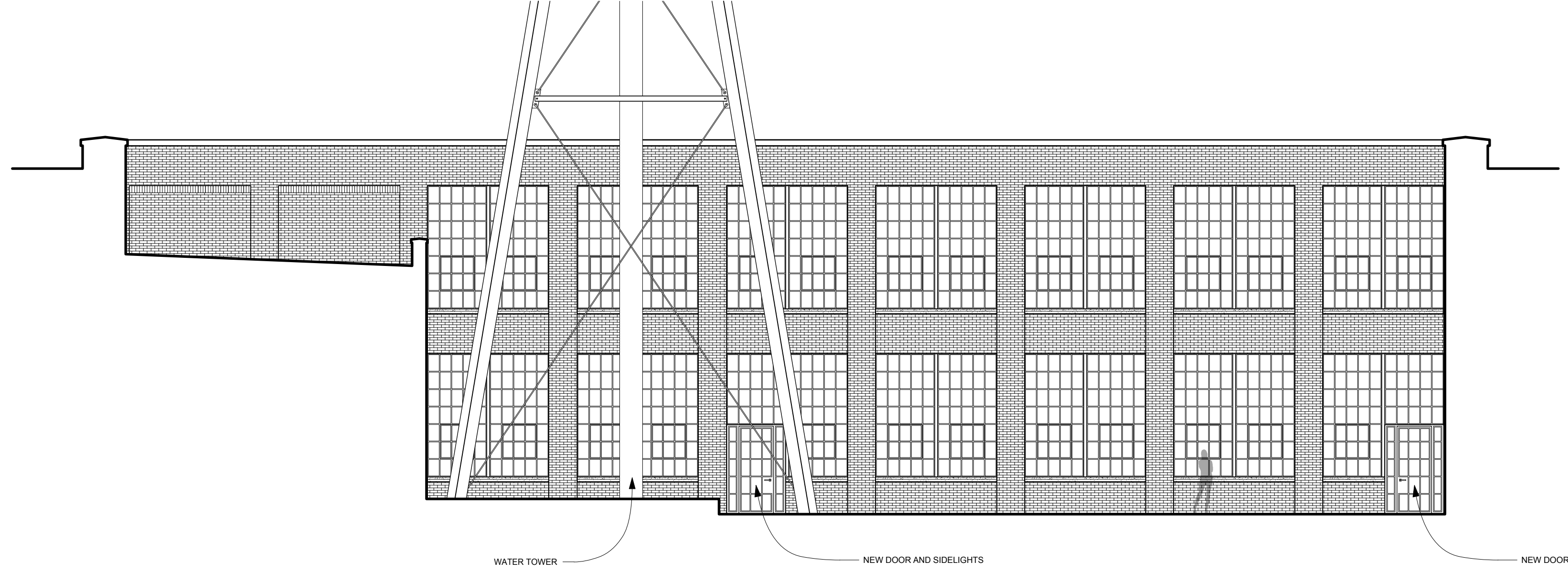
REFERENCE NOTES

SYMBOL	DESCRIPTION
02-08	WATER TOWER
02-09	EXISTING OVERHEAD STRUCTURE TO REMAIN
SITE FEATURES	
SYMBOL	DESCRIPTION
S-101	EXISTING PLANTING STRIP TO BE REMOVED
S-103	CONCRETE RETAINING WALL
S-104	IPE WOOD DECKING
S-106	CONCRETE UNIT PAVERS, 6\"/>
S-107	ON GRADE PLANT BED
S-108	WATER FEATURE
S-109	CONCRETE BANDING



DAVID THOMPSON ARCHITECT, LLC  
 CHARLESTON SC / 843-297-8939  
 WWW.DTHOMPSONARCHITECT.COM

DRAWINGS AND THE DESIGN ARE THE PROPERTY OF THE ARCHITECT. WHETHER THE PROJECT FOR WHICH THEY ARE PREPARED IS EXECUTED OR NOT, THE DRAWINGS SHALL NOT BE USED BY THE PROJECT OWNER OR ANYONE ELSE FOR ANY OTHER PROJECT.

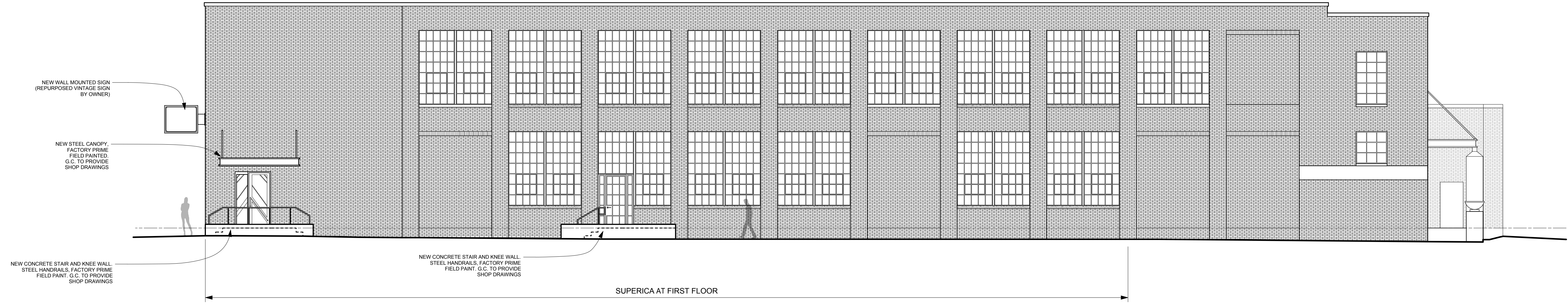


WATER TOWER NEW DOOR AND SIDELIGHTS NEW DOOR AND SIDELIGHTS

3 EAST ELEVATION - COURTYARD  
 A201 SCALE: 1/8" = 1'-0"



ISSUED DATE / REVISIONS  
 BASE PLAN - 01.06.17  
 SCHEMATIC DESIGN - 02.28.17  
 HISTORIC LANDMARKS - 03.13.17

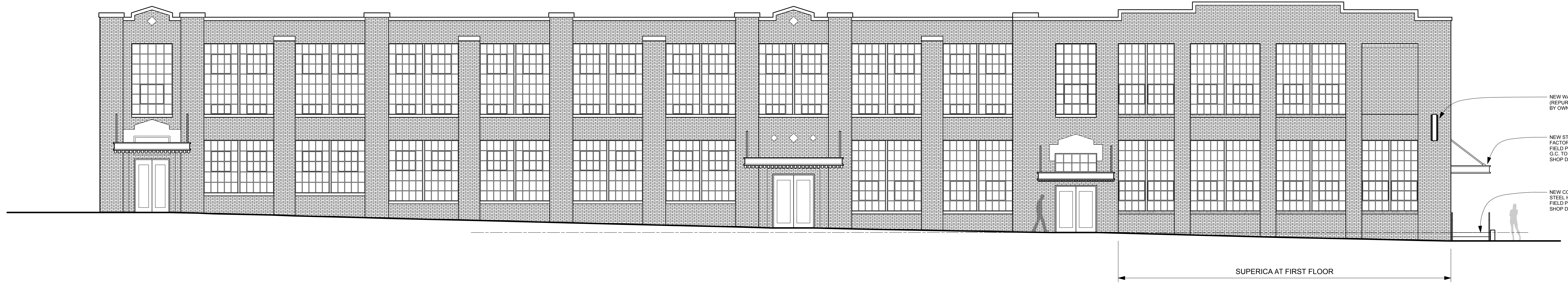


NEW WALL MOUNTED SIGN (REPURPOSED VINTAGE SIGN BY OWNER)  
 NEW STEEL CANOPY, FACTORY PRIME, FIELD PAINTED, G.C. TO PROVIDE SHOP DRAWINGS  
 NEW CONCRETE STAIR AND KNEE WALL, STEEL HANDRAILS, FACTORY PRIME, FIELD PAINT, G.C. TO PROVIDE SHOP DRAWINGS

NEW CONCRETE STAIR AND KNEE WALL, STEEL HANDRAILS, FACTORY PRIME, FIELD PAINT, G.C. TO PROVIDE SHOP DRAWINGS

SUPERICA AT FIRST FLOOR

2 WEST ELEVATION - ALLEY  
 A201 SCALE: 1/8" = 1'-0"



NEW WALL MOUNTED SIGN (REPURPOSED VINTAGE SIGN BY OWNER)  
 NEW STEEL CANOPY, FACTORY PRIME, FIELD PAINTED, G.C. TO PROVIDE SHOP DRAWINGS  
 NEW CONCRETE STAIR AND KNEE WALL, STEEL HANDRAILS, FACTORY PRIME, FIELD PAINT, G.C. TO PROVIDE SHOP DRAWINGS

SUPERICA AT FIRST FLOOR

1 NORTH ELEVATION - WORTHINGTON AVE.  
 A201 SCALE: 1/8" = 1'-0"


**SUPERICA**  
 101 W WORTHINGTON AVE.  
 CHARLOTTE, NC 28203





DAVID THOMPSON ARCHITECT, LLC  
 CHARLESTON SC / 843-297-8939  
 WWW.DTHOMPSONARCHITECT.COM

DRAWINGS AND THE DESIGN ARE THE PROPERTY OF THE ARCHITECT. WHETHER THE PROJECT FOR WHICH THEY ARE PREPARED IS EXECUTED OR NOT, THE DRAWINGS SHALL NOT BE USED BY THE PROJECT OWNER OR ANYONE ELSE FOR ANY OTHER PROJECT.



ISSUED DATE / REVISIONS  
 BASE PLAN - 01.06.17  
 SCHEMATIC DESIGN - 02.28.17  
 HISTORIC LANDMARKS - 03.13.17

**SUPERICA**  
 101 W WORTHINGTON AVE.  
 CHARLOTTE, NC 28203

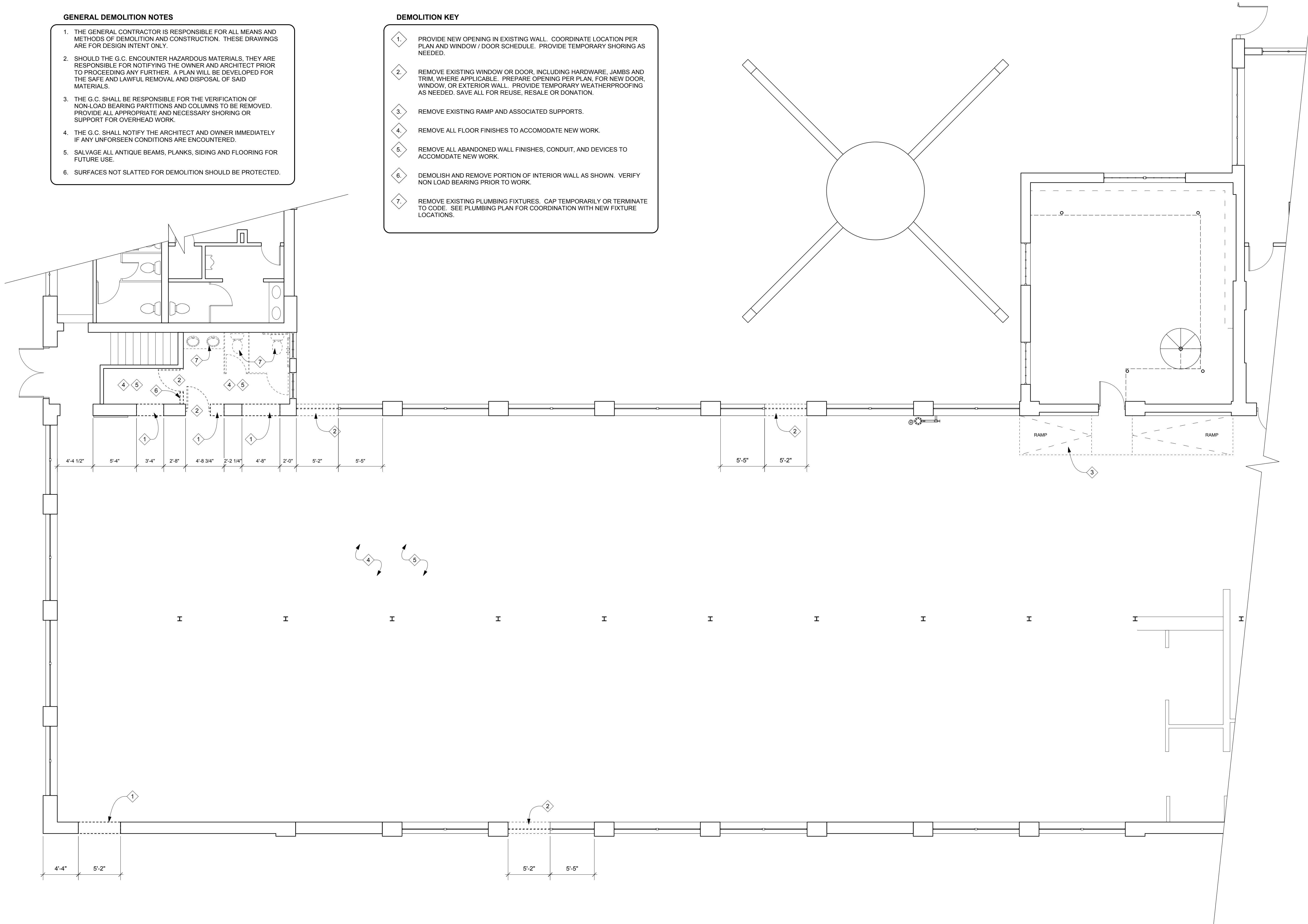


**GENERAL DEMOLITION NOTES**

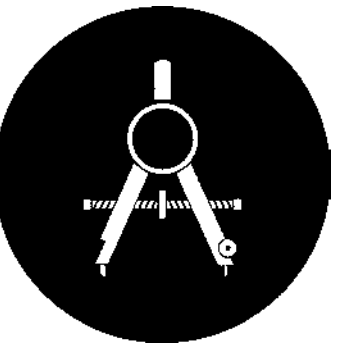
1. THE GENERAL CONTRACTOR IS RESPONSIBLE FOR ALL MEANS AND METHODS OF DEMOLITION AND CONSTRUCTION. THESE DRAWINGS ARE FOR DESIGN INTENT ONLY.
2. SHOULD THE G.C. ENCOUNTER HAZARDOUS MATERIALS, THEY ARE RESPONSIBLE FOR NOTIFYING THE OWNER AND ARCHITECT PRIOR TO PROCEEDING ANY FURTHER. A PLAN WILL BE DEVELOPED FOR THE SAFE AND LAWFUL REMOVAL AND DISPOSAL OF SAID MATERIALS.
3. THE G.C. SHALL BE RESPONSIBLE FOR THE VERIFICATION OF NON-LOAD BEARING PARTITIONS AND COLUMNS TO BE REMOVED. PROVIDE ALL APPROPRIATE AND NECESSARY SHORING OR SUPPORT FOR OVERHEAD WORK.
4. THE G.C. SHALL NOTIFY THE ARCHITECT AND OWNER IMMEDIATELY IF ANY UNFORSEEN CONDITIONS ARE ENCOUNTERED.
5. SALVAGE ALL ANTIQUE BEAMS, PLANKS, SIDING AND FLOORING FOR FUTURE USE.
6. SURFACES NOT SLATED FOR DEMOLITION SHOULD BE PROTECTED.

**DEMOLITION KEY**

1. PROVIDE NEW OPENING IN EXISTING WALL. COORDINATE LOCATION PER PLAN AND WINDOW / DOOR SCHEDULE. PROVIDE TEMPORARY SHORING AS NEEDED.
2. REMOVE EXISTING WINDOW OR DOOR, INCLUDING HARDWARE, JAMBS AND TRIM, WHERE APPLICABLE. PREPARE OPENING PER PLAN, FOR NEW DOOR, WINDOW, OR EXTERIOR WALL. PROVIDE TEMPORARY WEATHERPROOFING AS NEEDED. SAVE ALL FOR REUSE, RESALE OR DONATION.
3. REMOVE EXISTING RAMP AND ASSOCIATED SUPPORTS.
4. REMOVE ALL FLOOR FINISHES TO ACCOMMODATE NEW WORK.
5. REMOVE ALL ABANDONED WALL FINISHES, CONDUIT, AND DEVICES TO ACCOMMODATE NEW WORK.
6. DEMOLISH AND REMOVE PORTION OF INTERIOR WALL AS SHOWN. VERIFY NON LOAD BEARING PRIOR TO WORK.
7. REMOVE EXISTING PLUMBING FIXTURES. CAP TEMPORARILY OR TERMINATE TO CODE. SEE PLUMBING PLAN FOR COORDINATION WITH NEW FIXTURE LOCATIONS.



**1** DEMOLITION PLAN  
 D101 SCALE: 3/16" = 1'-0"



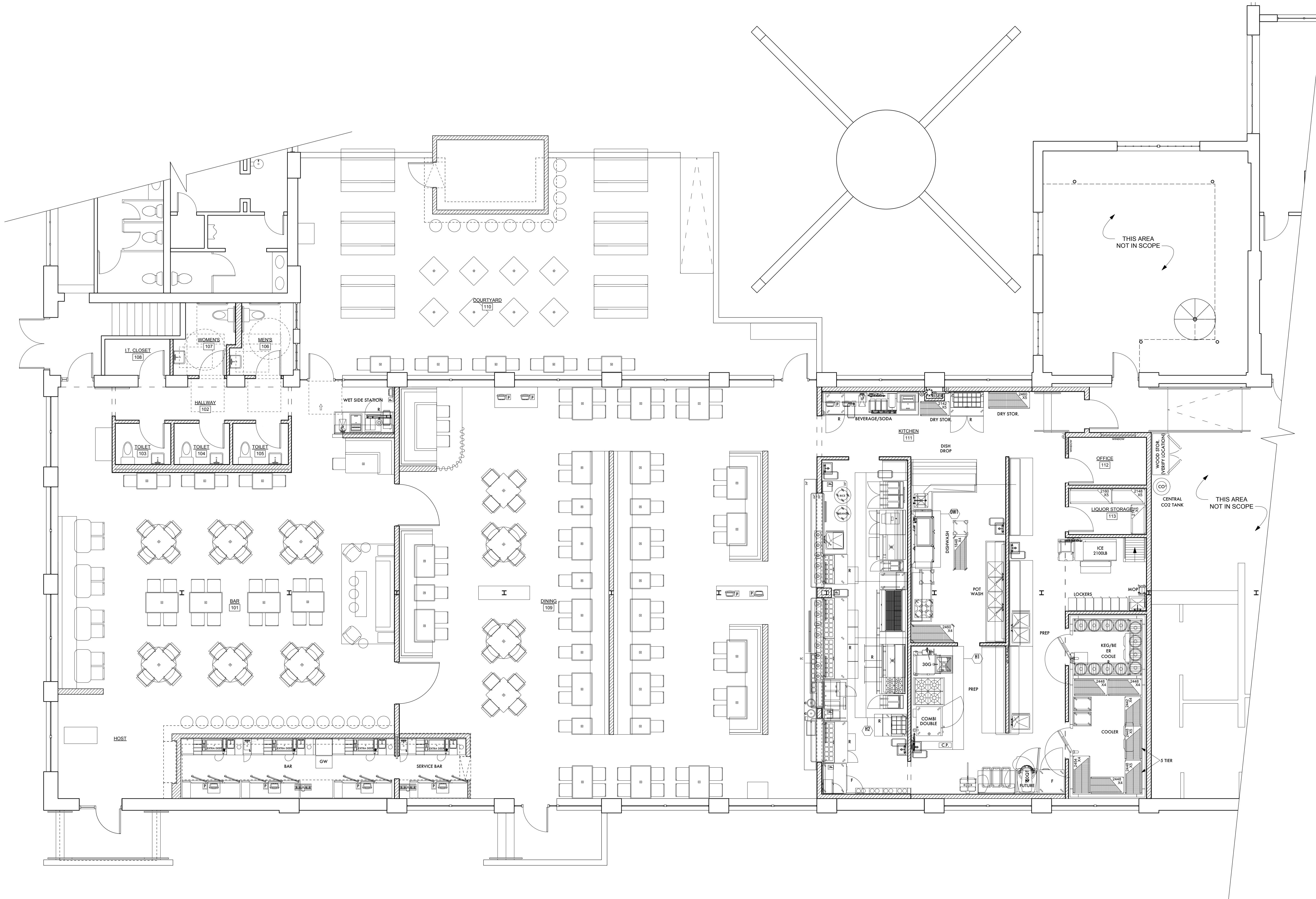
DAVID THOMPSON ARCHITECT, LLC  
 CHARLESTON SC / 843-297-8939  
 WWW.DTHOMPSONARCHITECT.COM

DRAWINGS AND THE DESIGN ARE THE PROPERTY OF THE ARCHITECT. WHETHER THE PROJECT FOR WHICH THEY ARE PREPARED IS EXECUTED OR NOT, THE DRAWINGS SHALL NOT BE USED BY THE PROJECT OWNER OR ANYONE ELSE FOR ANY OTHER PROJECT.

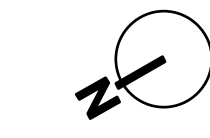


ISSUED DATE / REVISIONS  
 BASE PLAN - 01.06.17  
 SCHEMATIC DESIGN - 02.28.17  
 HISTORIC LANDMARKS - 03.13.17

**SUPERICA**  
 101 W WORTHINGTON AVE.  
 CHARLOTTE, NC 28203



INDICATES NEW WALL



1 FURNITURE & EQUIPMENT PLAN  
 A102 SCALE: 3/16" = 1'-0"



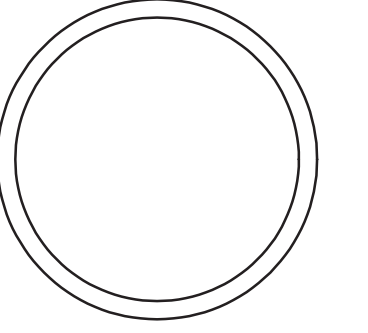


# Smith Hanes

STUDIO

949 W MARIETTA ST NW #X-113  
ATLANTA, GA 30318  
TELEPHONE. 770.780.1316  
SMITH@SMITHHANES.COM

© 2017 SMITH HANES DESIGN LLC



## SUPERICA

101 W WORTHINGTON AVE  
CHARLOTTE, NC 28203

notes:

job number:

16051

date of issue:

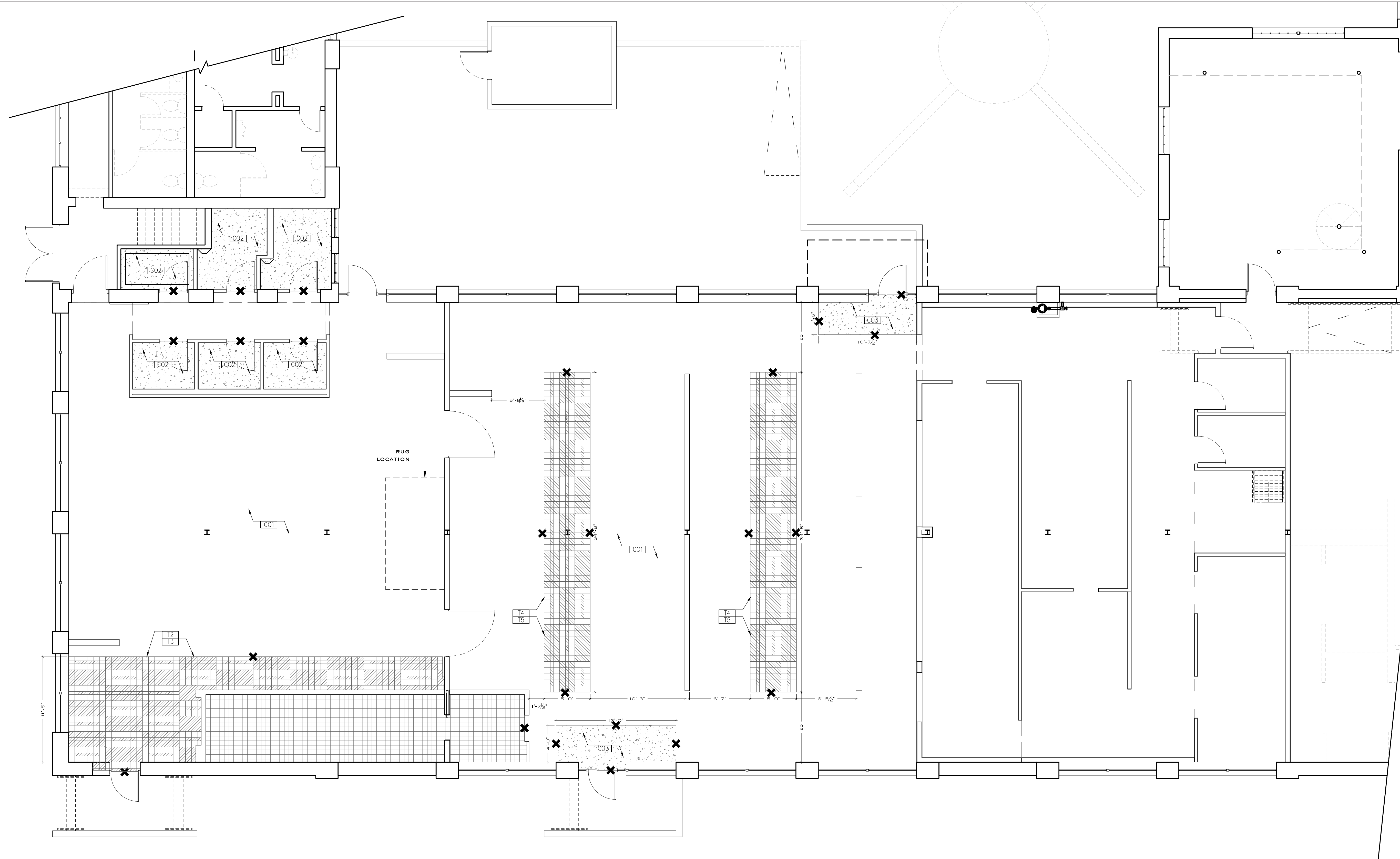
3.08.2017

drawing name:

PROPOSED FLOOR  
FINISH PLAN

drawing no.

ID210



**I** PROPOSED WOOD FINISH PLAN  
SCALE: 3/16" = 1'-0"

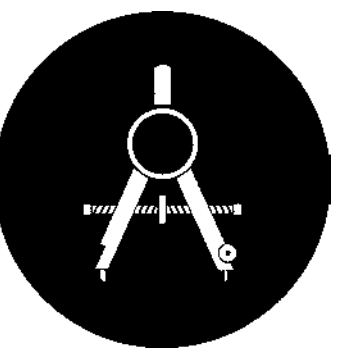
LEGEND  
SCALE: NTS

- XX SPECIFIED FINISH
- XX KEY NOTES
- X FLOOR FINISH TRANSITION. PROVIDE THRESHOLD AS REQUIRED

SHEET NOTES  
SCALE: NTS

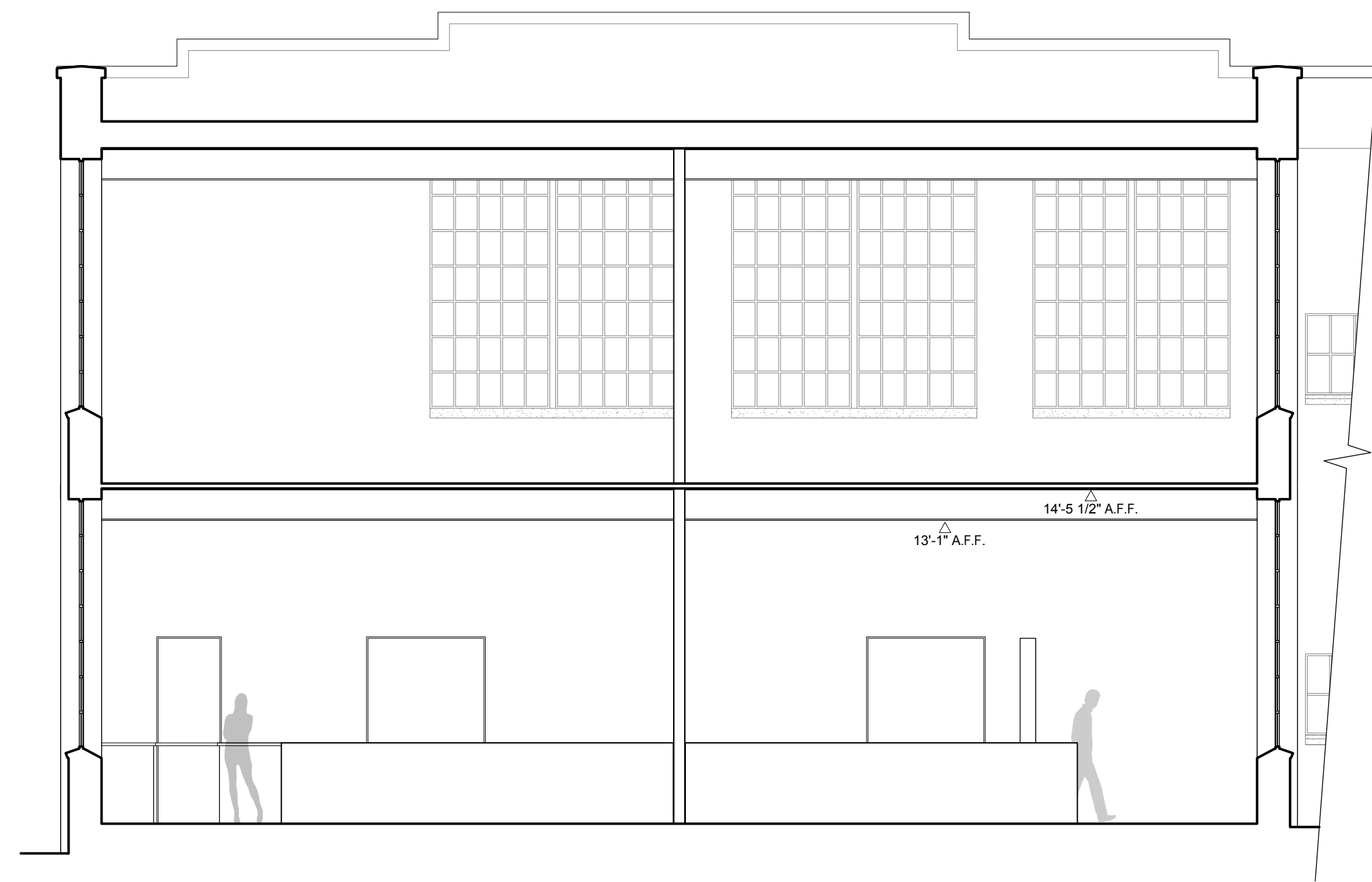
- A. REFERENCE 000 SERIES SHEETS FOR SCHEDULES
- B. PROVIDE THRESHOLD TRANSITIONS AS REQUIRED.
- C. FLOOR FINISHES TO EXTEND UNDERNEATH MILLWORK & FURNITURE

KEY NOTES  
SCALE: NTS

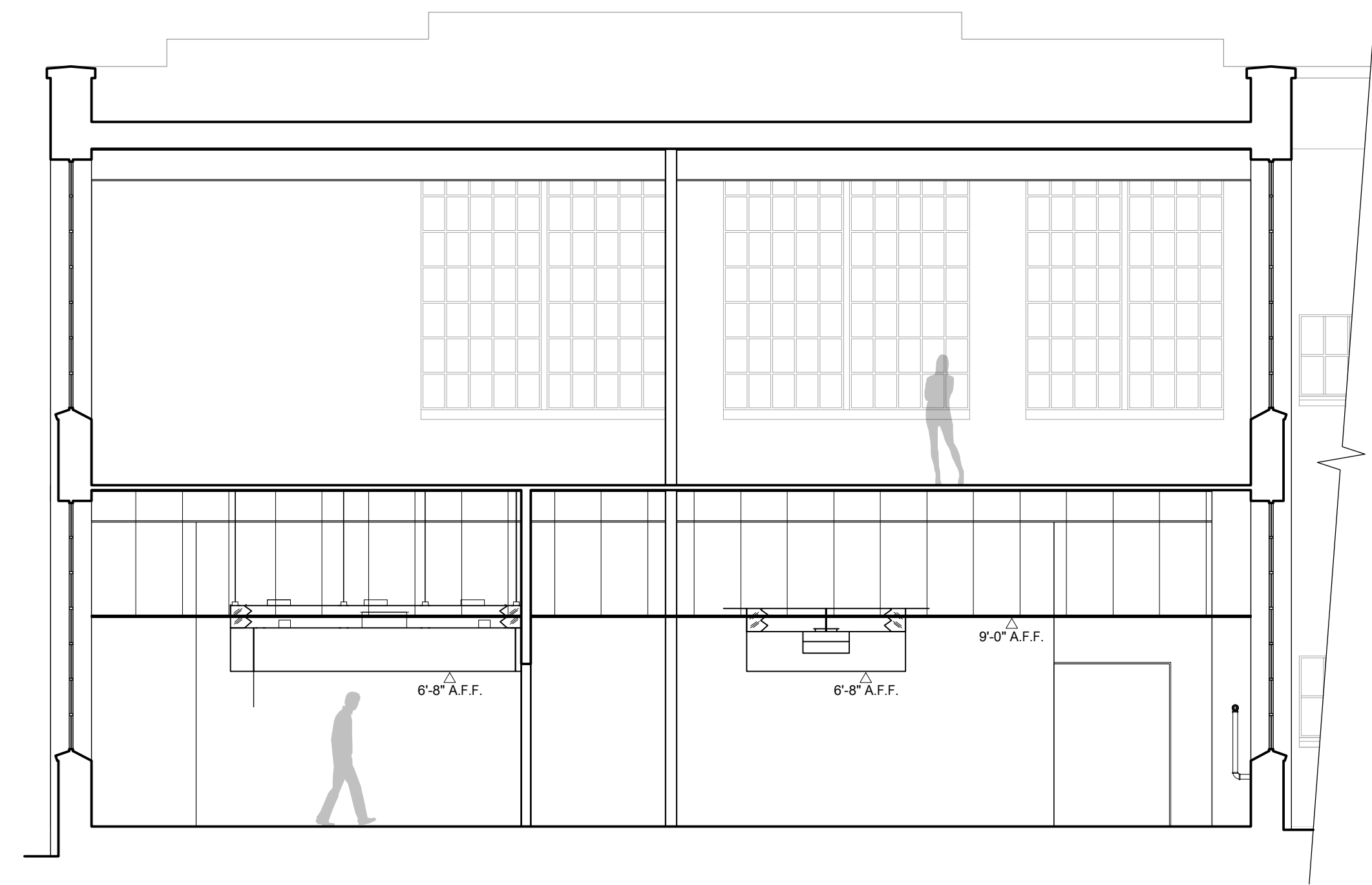


DAVID THOMPSON ARCHITECT, LLC  
 CHARLESTON SC / 843-297-8939  
 WWW.DTHOMPSONARCHITECT.COM

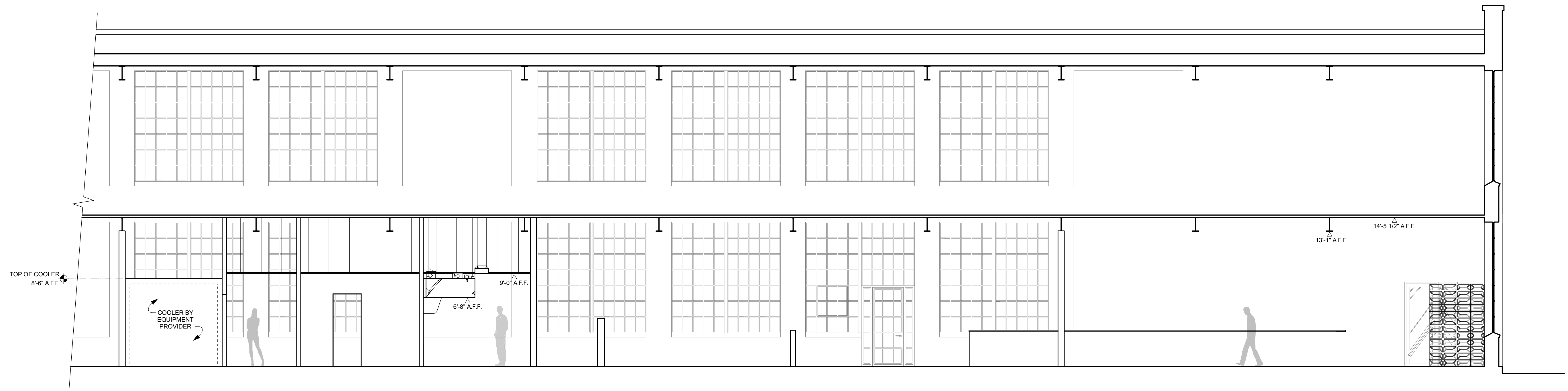
DRAWINGS AND THE DESIGN ARE THE PROPERTY OF THE ARCHITECT. WHETHER THE PROJECT FOR WHICH THEY ARE PREPARED IS EXECUTED OR NOT, THE DRAWINGS SHALL NOT BE USED BY THE PROJECT OWNER OR ANYONE ELSE FOR ANY OTHER PROJECT.




3 TRANSVERSE BUILDING SECTION - DINING ROOM  
 A301 SCALE: 3/16" = 1'-0"



2 TRANSVERSE BUILDING SECTION - KITCHEN  
 A301 SCALE: 3/16" = 1'-0"



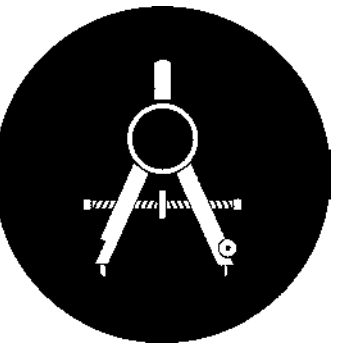
1 LONGITUDINAL BUILDING SECTION  
 A301 SCALE: 3/16" = 1'-0"




ISSUED DATE / REVISIONS  
 BASE PLAN - 01.06.17  
 SCHEMATIC DESIGN - 02.28.17  
 HISTORIC LANDMARKS - 03.13.17

**SUPERICA**  
 101 W WORTHINGTON AVE.  
 CHARLOTTE, NC 28203



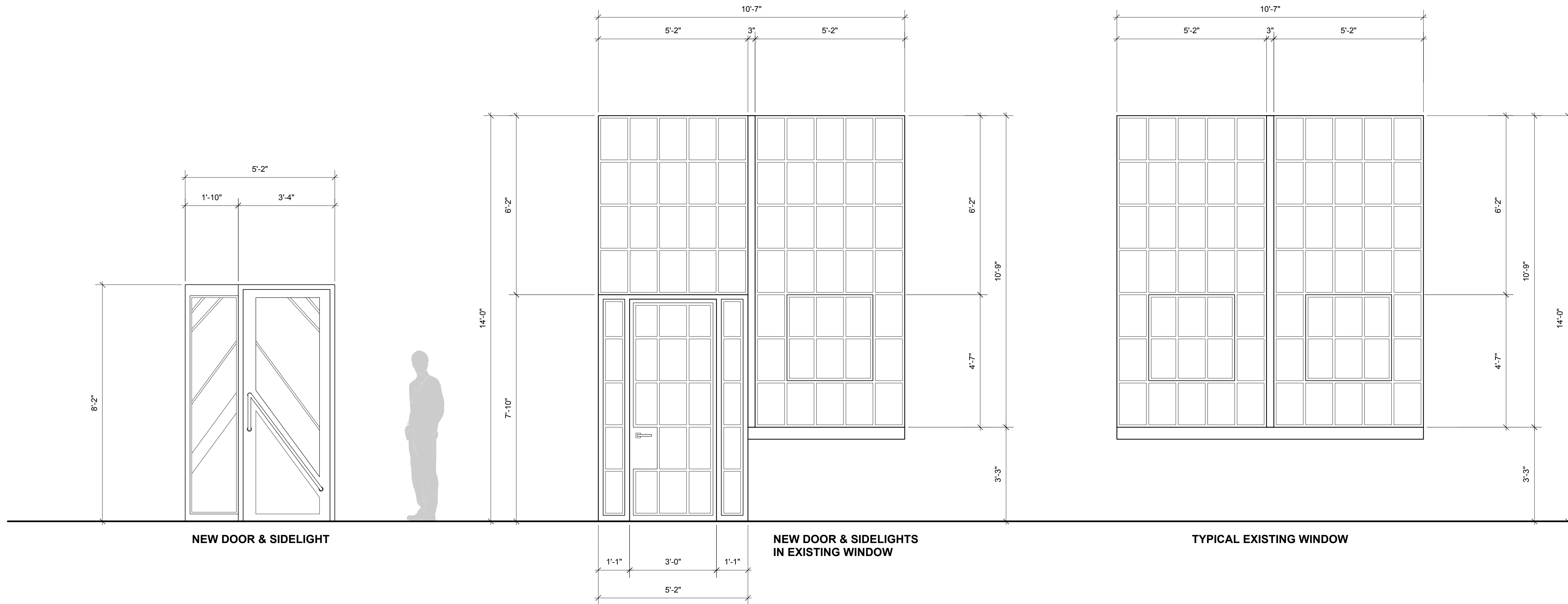


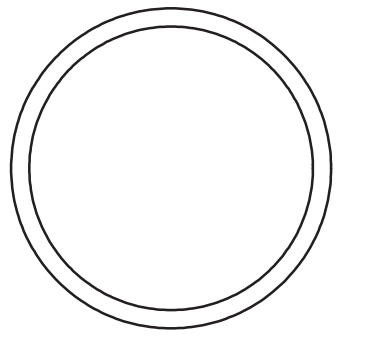
DRAWINGS AND THE DESIGN ARE THE PROPERTY OF THE ARCHITECT. WHETHER THE PROJECT FOR WHICH THEY ARE PREPARED IS EXECUTED OR NOT, THE DRAWINGS SHALL NOT BE USED BY THE PROJECT OWNER OR ANYONE ELSE FOR ANY OTHER PROJECT.



ISSUED DATE / REVISIONS  
 BASE PLAN - 01.06.17  
 SCHEMATIC DESIGN - 02.28.17  
 HISTORIC LANDMARKS - 03.13.17

**SUPERICA**  
 101 W WORTHINGTON AVE.  
 CHARLOTTE, NC 28203





notes:

job number:

16051

date of issue:

3.07.2017


drawing name:

**INTERIOR ELEVATIONS**

drawing no.

**ID601**

REFERENCE ELEVATION  
3/ID601 FOR SPECIFIED  
FINISHES AND EXTENTS OF  
FINISH.

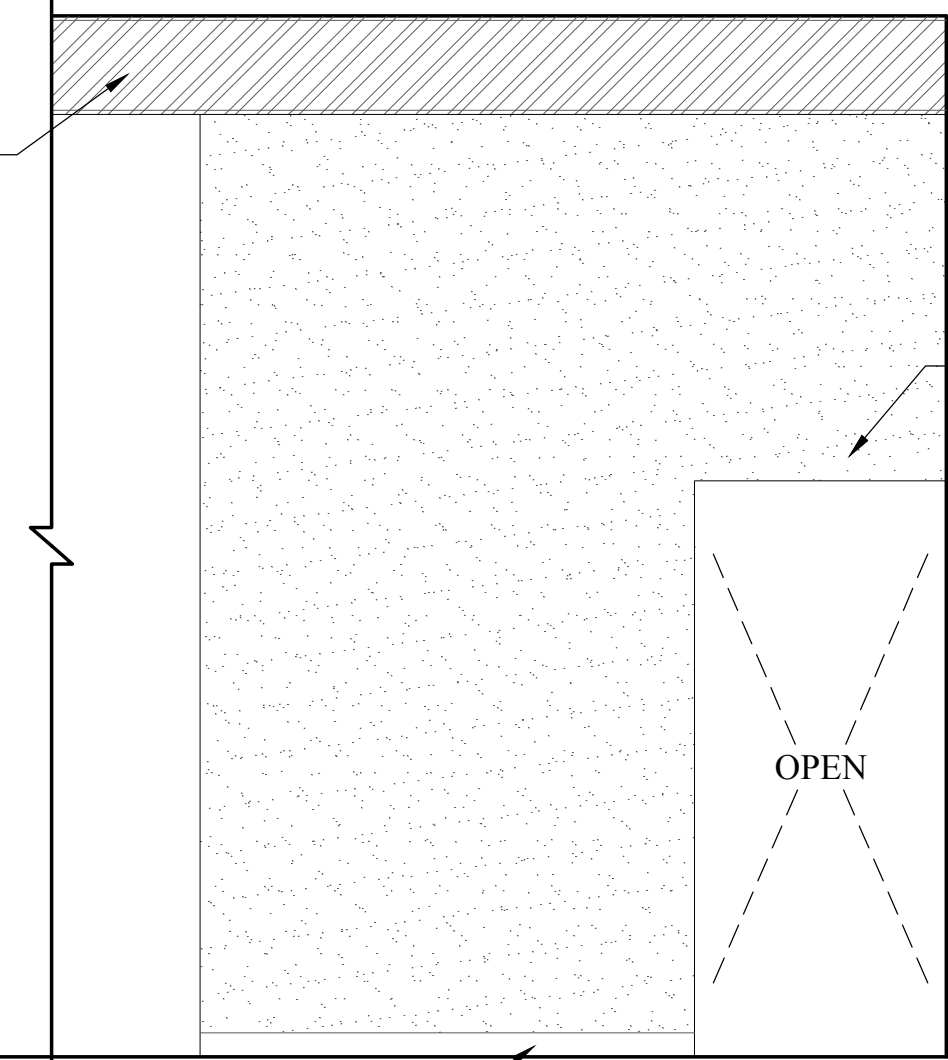


PAINTED WALL, PT1  
BASE, WD2.  
EMBOSSED TREE SILHOUTTES WITH  
INTEGRATED SCONCES

**1** BAR PLAN NORTH  
SCALE: 3/8" = 1'-0"

EXISTING I-BEAM

BREEZE BLOCK  
WALL, CO4.

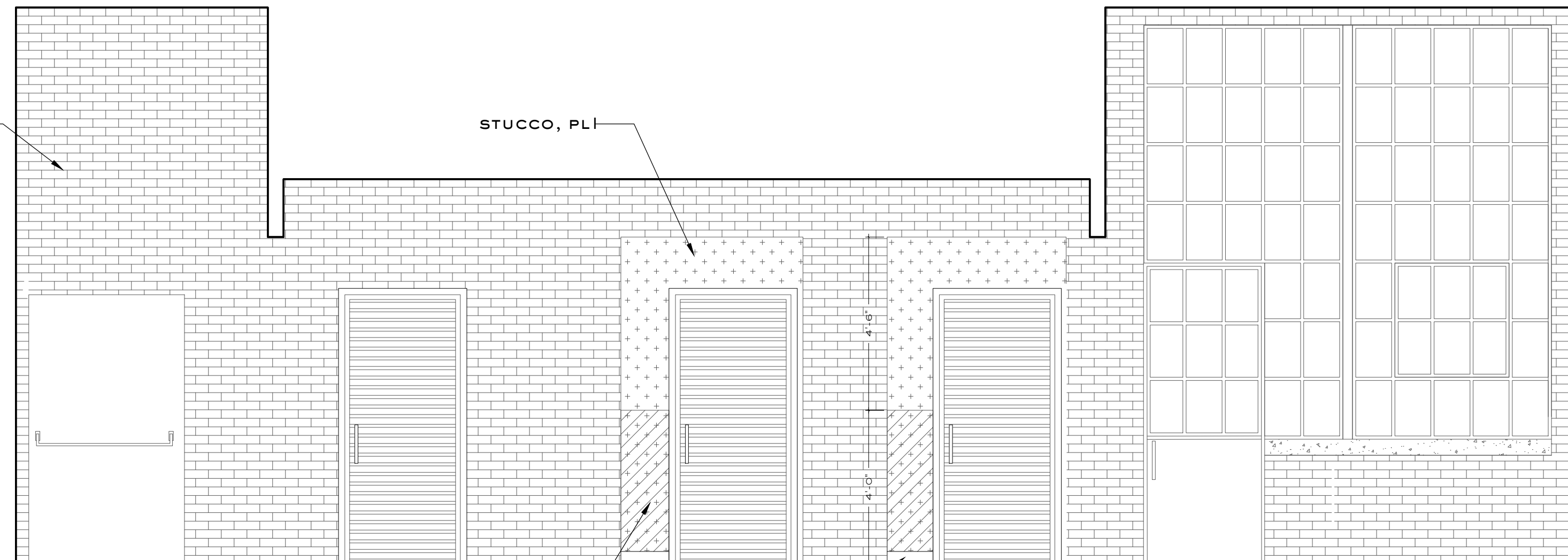


PAINTED WALL, PT1  
BASE, WD2.

**2** BAR STAGE STORAGE  
SCALE: 3/8" = 1'-0"

EXISTING BRICK, BRI

STUCCO, PL1



STUCCO, PL2  
BASE, WD2.

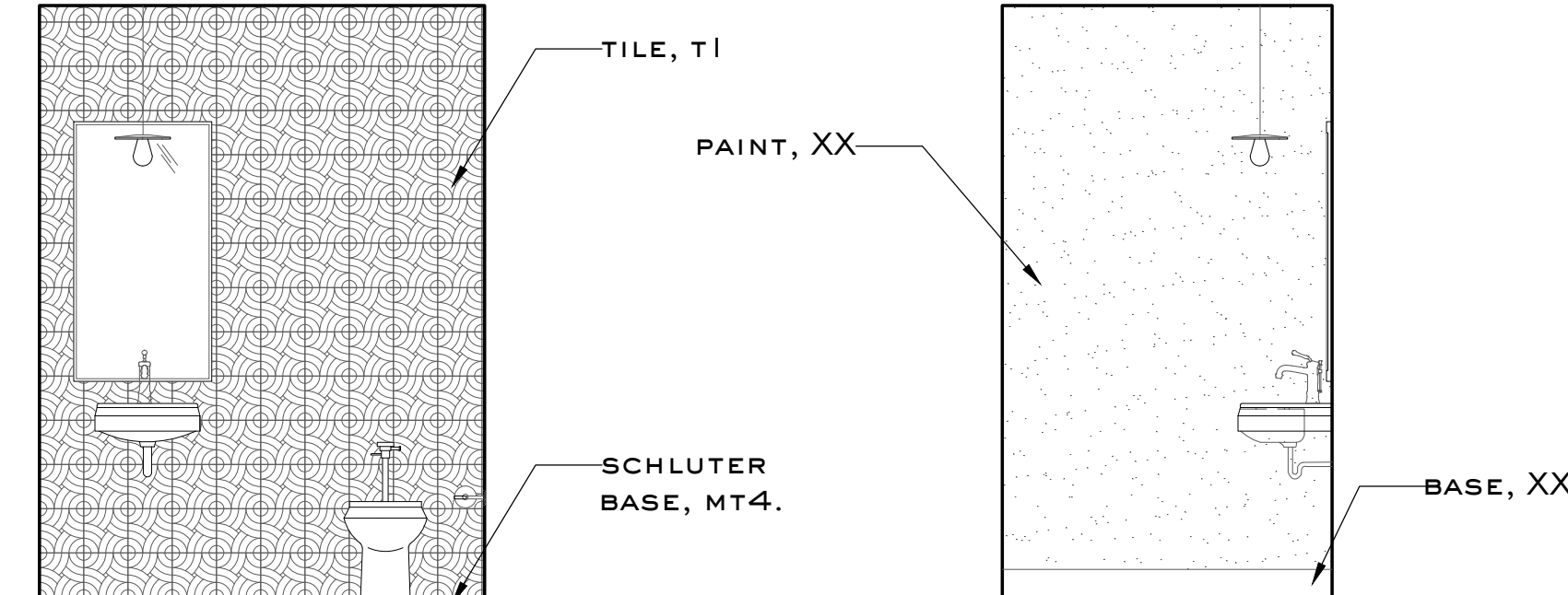
**3** BATHROOM HALL NORTH ELEVATION  
SCALE: 3/8" = 1'-0"

TILE, T1

PAINT, XX

SCHLUTER  
BASE, MT4.

BASE, XX



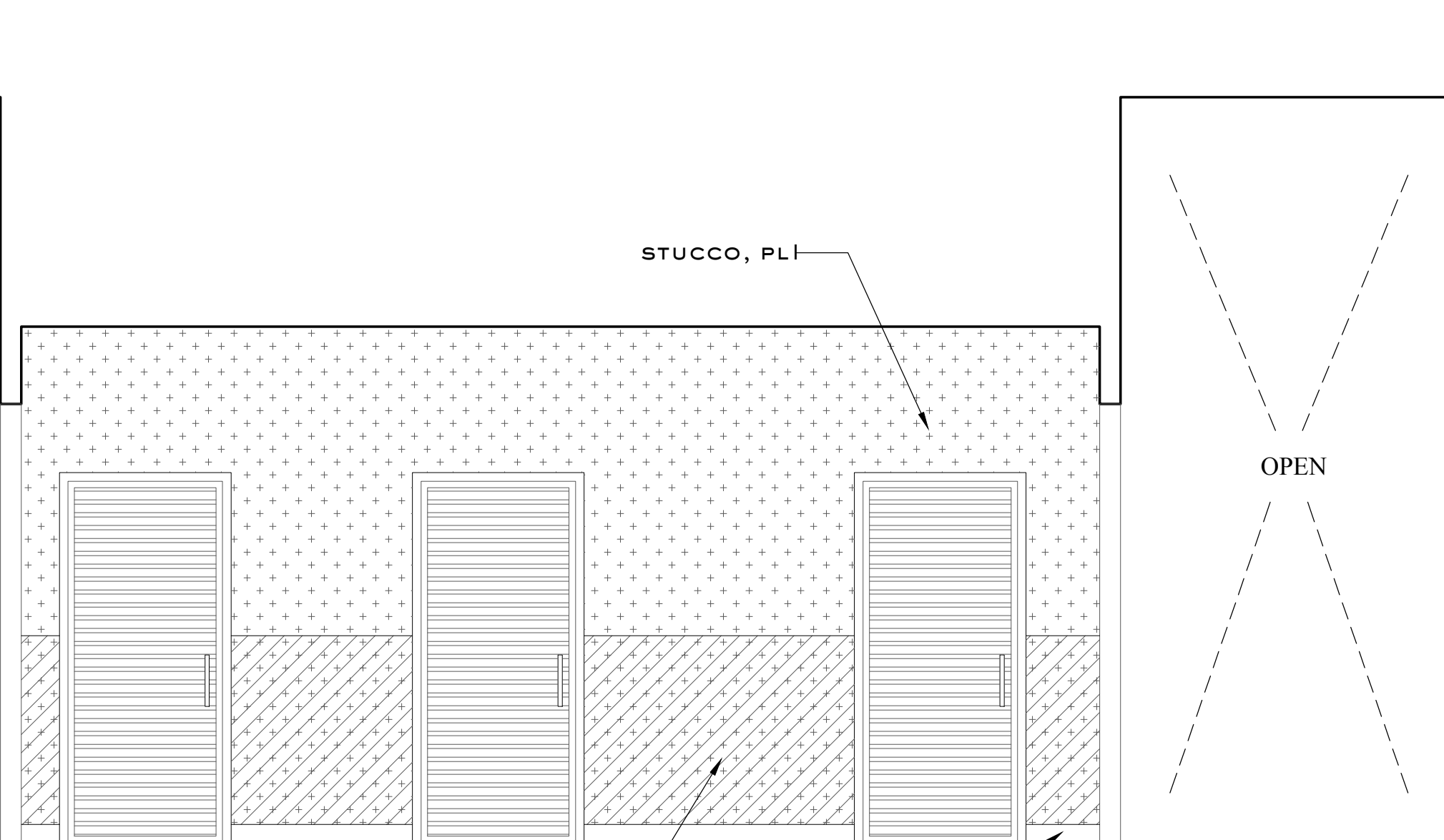
**4** BATHROOM WET WALL  
ELEVATION, TYP.  
SCALE: 3/8" = 1'-0"

**5** BATHROOM SIDE WALL  
ELEVATION, TYP.  
SCALE: 3/8" = 1'-0"

STUCCO, PL1

OPEN

OPEN



STUCCO, PL2  
BASE, WD2.

**6** BATHROOM HALL SOUTH ELEVATION  
SCALE: 3/8" = 1'-0"

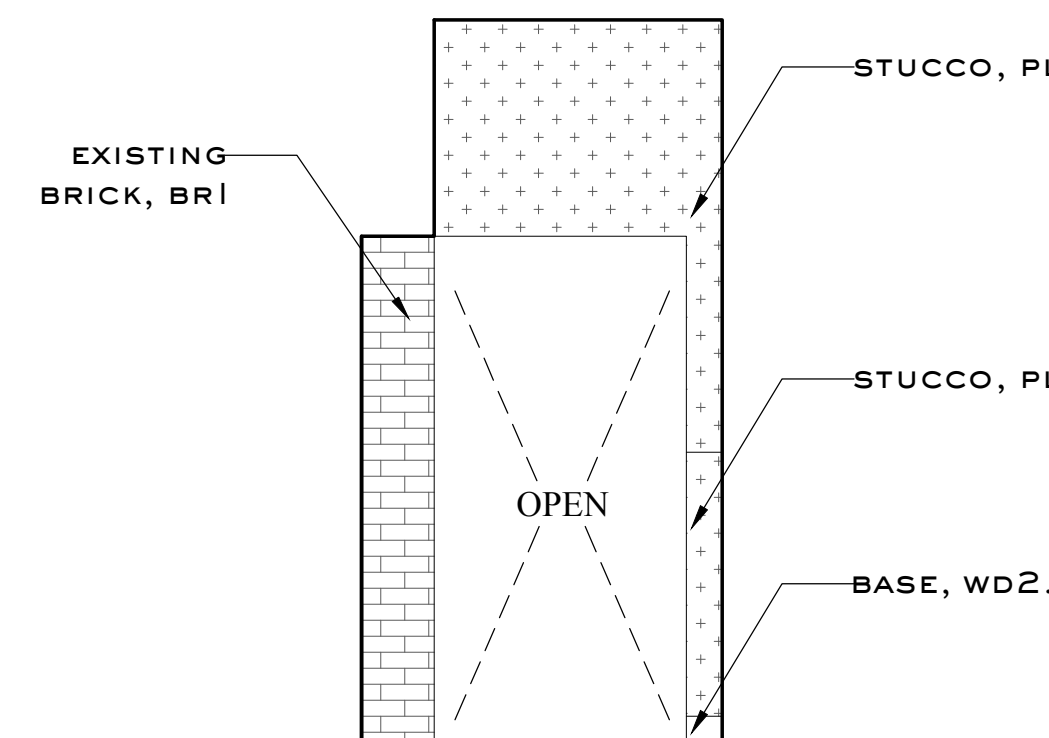
EXISTING  
BRICK, BRI

STUCCO, PL1

STUCCO, PL2

BASE, WD2.

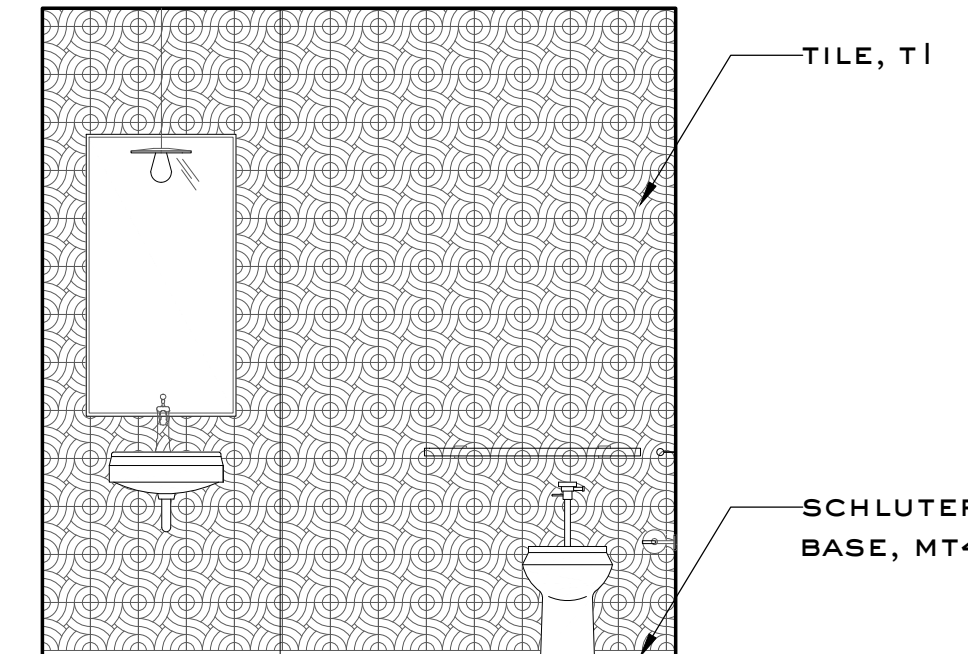
OPEN



**7** BATHROOM HALL EAST ELEVATION  
SCALE: 3/8" = 1'-0"

TILE, T1

SCHLUTER  
BASE, MT4.



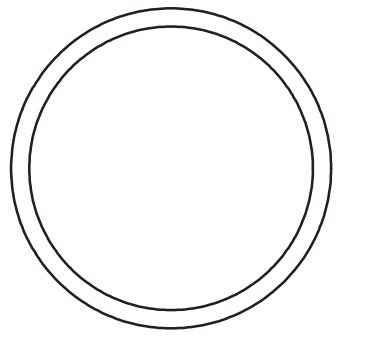
**8** BATHROOM WET WALL ELEVATION, MENS ADA  
SCALE: 3/8" = 1'-0"

# Smith Hanes

STUDIO

949 W MARIETTA ST NW #X-113  
ATLANTA, GA 30318  
TELEPHONE. 770.780.1316  
SMITH@SMITHHANES.COM

© 2017 SMITH HANES DESIGN LLC



## SUPERICA

101 W WORTHINGTON AVE  
CHARLOTTE, NC 28203

notes:

job number:

16051

date of issue:

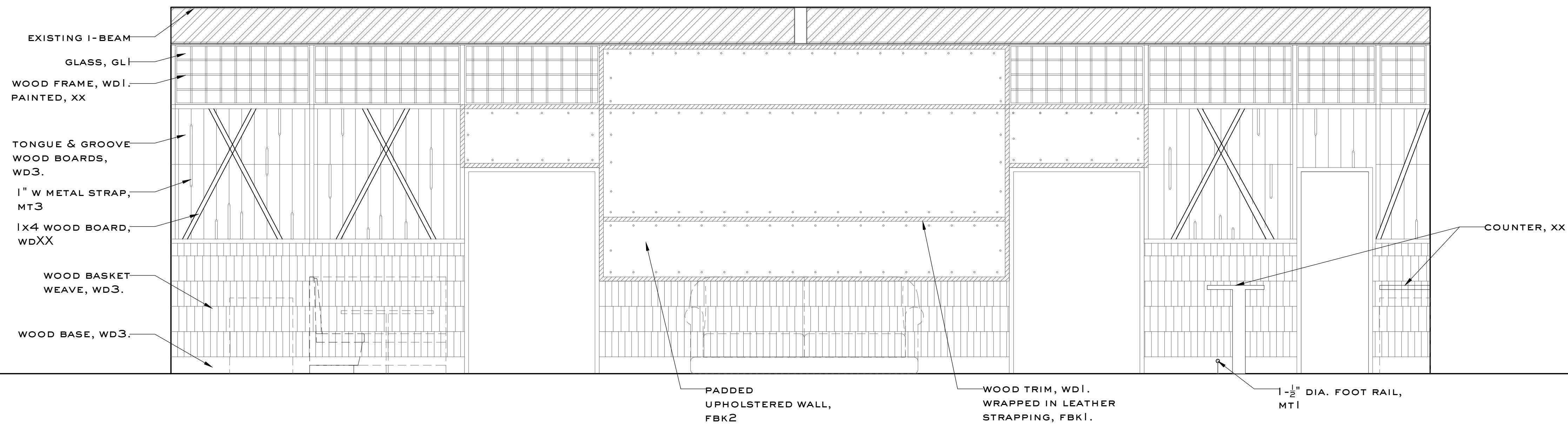
3.07.2017

drawing name:

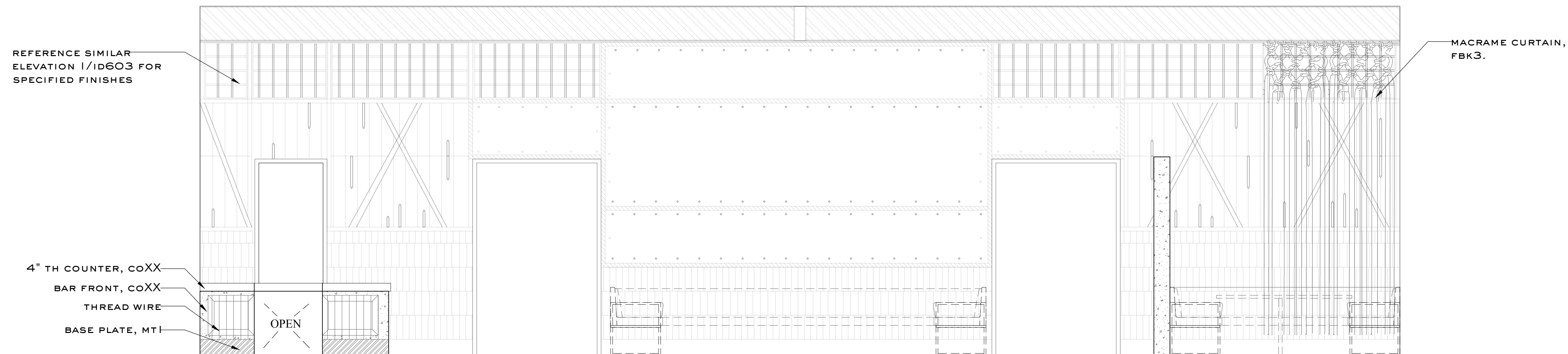
INTERIOR ELEVATIONS

drawing no.

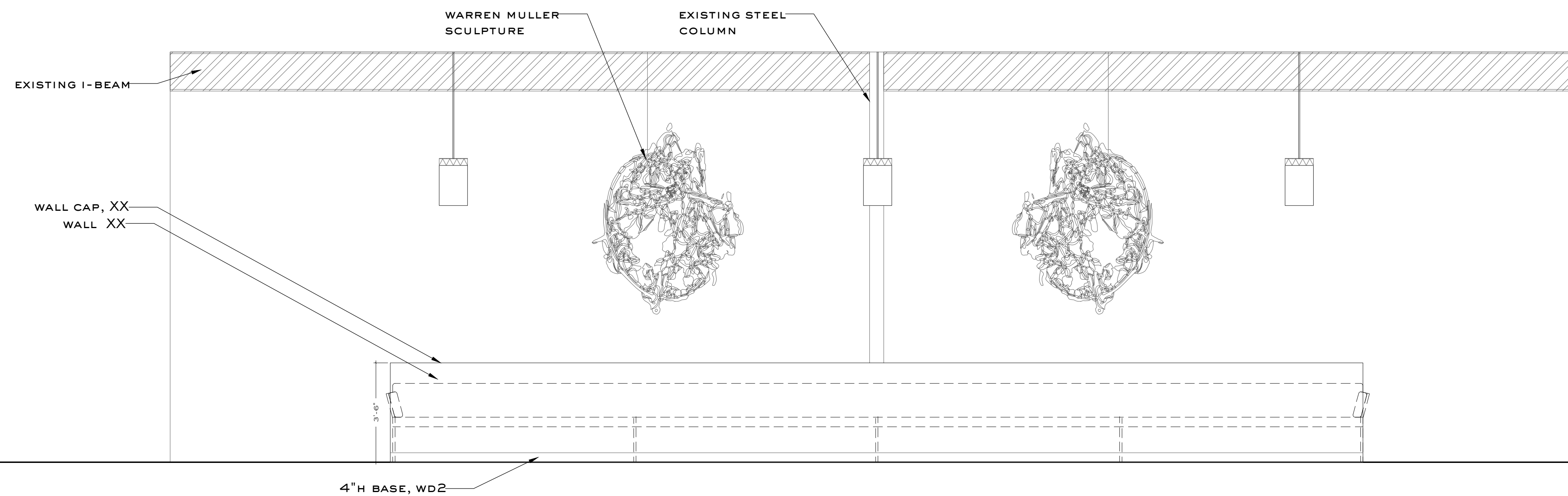
ID602



1 BAR PROJECTION WALL ELEVATION  
SCALE: 3/8" = 1'-0"



2 SERVICE BAR & DINING PROJECTION WALL ELEVATION  
SCALE: 3/8" = 1'-0"



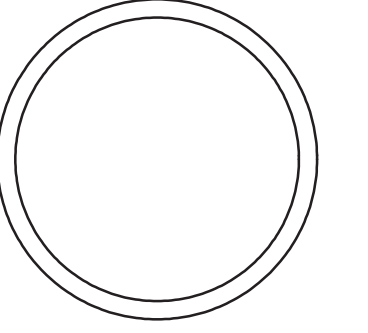
3 LINEAR BANQUETTE  
SCALE: 3/8" = 1'-0"

# Smith Hanes

STUDIO

949 W MARIETTA ST NW #X-113  
ATLANTA, GA 30318  
TELEPHONE. 770.780.1316  
SMITH@SMITHHANES.COM

© 2017 SMITH HANES DESIGN LLC



## SUPERICA

101 W WORTHINGTON AVE  
CHARLOTTE, NC 28203

notes:

job number:

16051

date of issue:

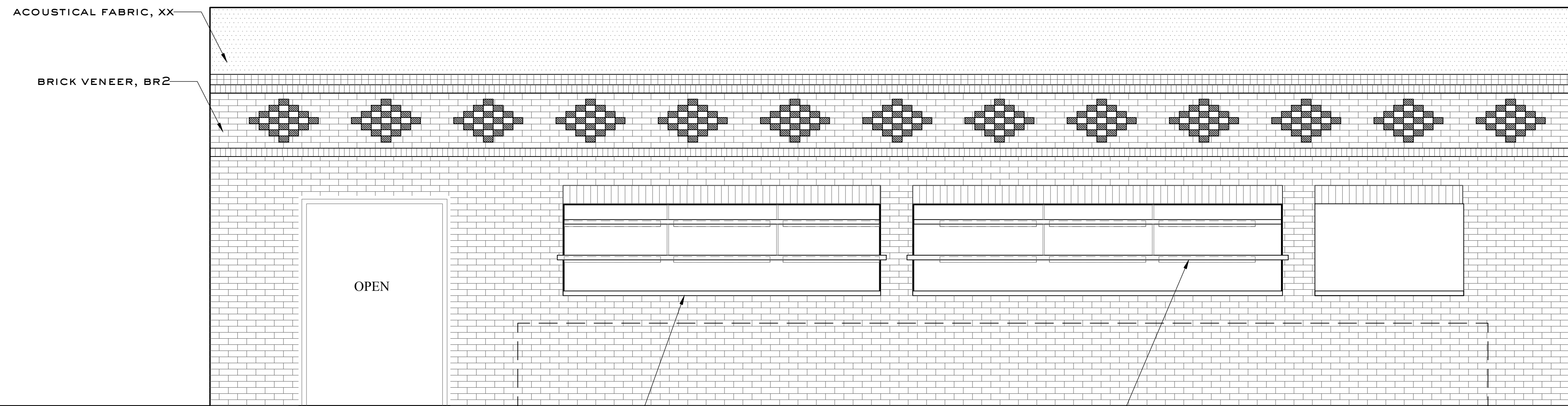
3.07.2017

drawing name:

INTERIOR ELEVATIONS

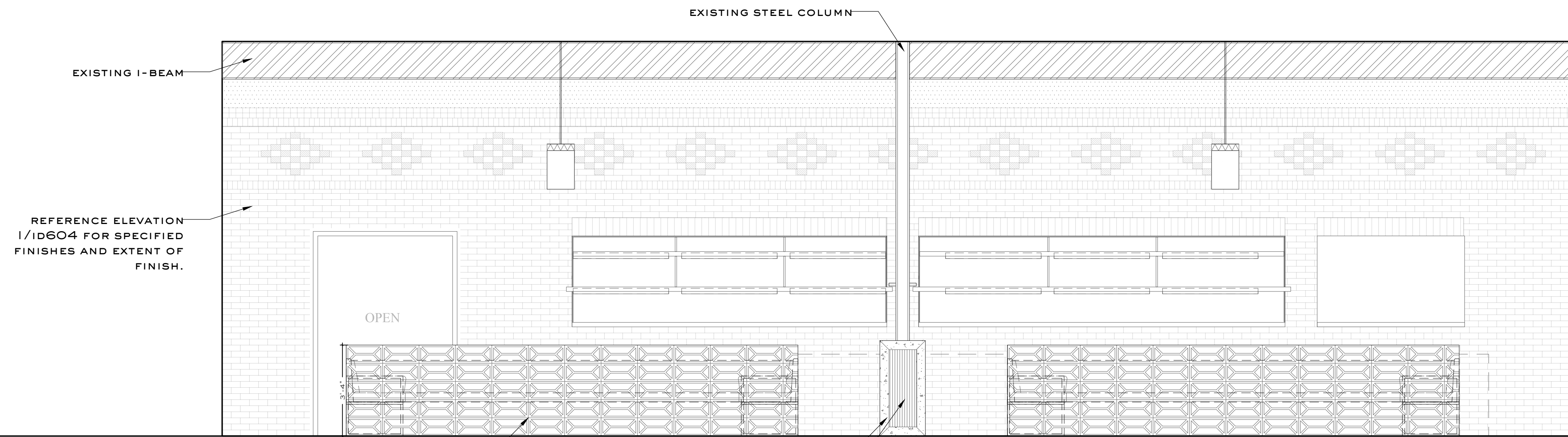
drawing no.

ID604

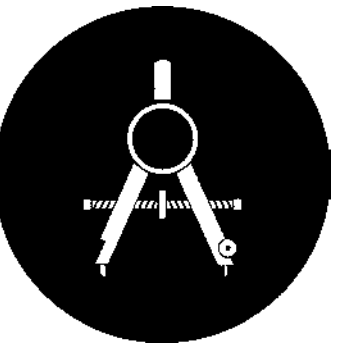


COUNTER, WDXX  
WOOD WRAPPED STAINLESS STEEL SHELVES  
WITH INTEGRATED HEAT LAMPS & TICKET RAIL


1 EXPO KITCHEN  
SCALE: 3/8" = 1'-0"



2 EXPO KITCHEN  
SCALE: 3/8" = 1'-0"

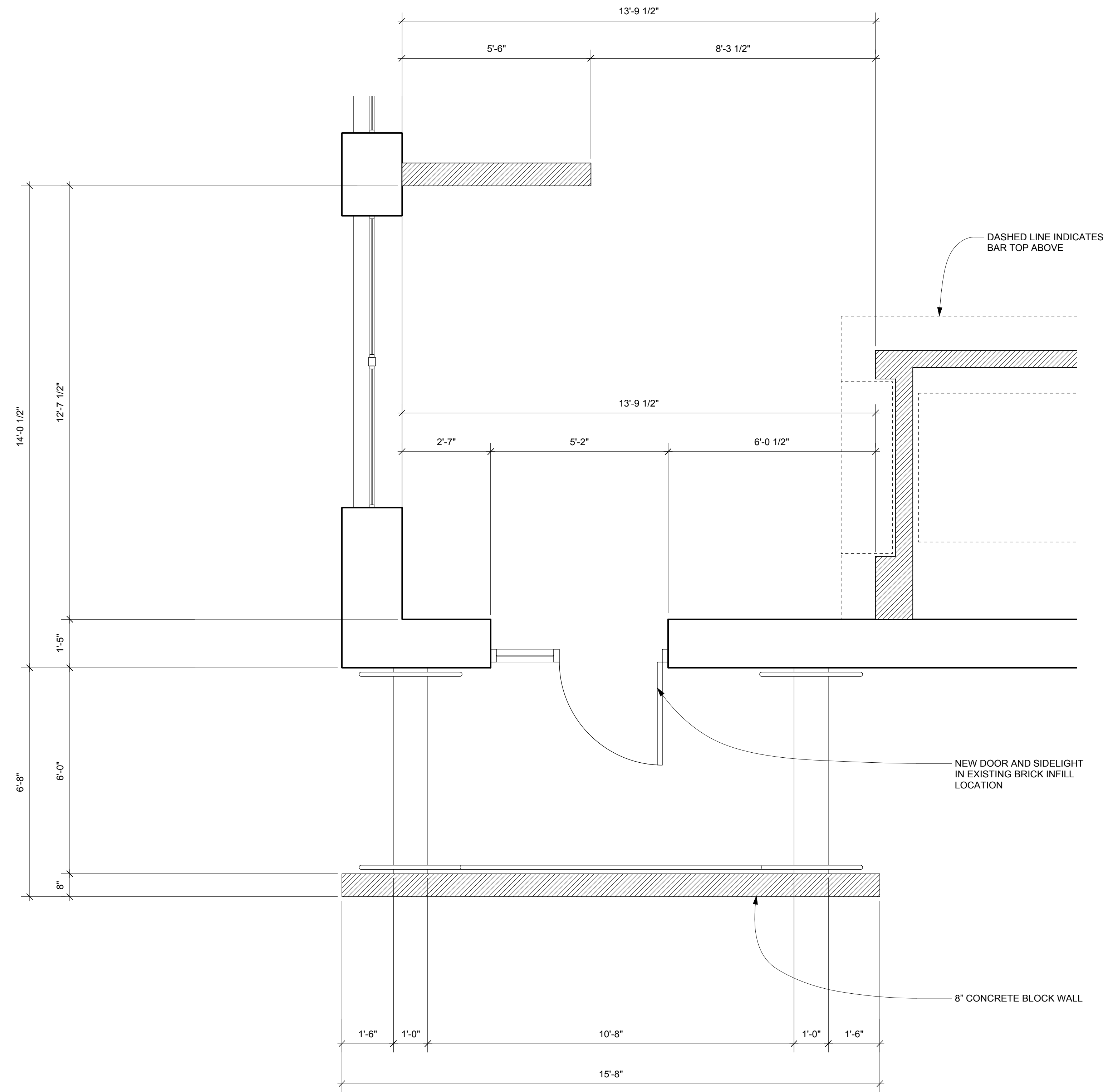


DRAWINGS AND THE DESIGN ARE THE PROPERTY OF THE ARCHITECT. WHETHER THE PROJECT FOR WHICH THEY ARE PREPARED IS EXECUTED OR NOT, THE DRAWINGS SHALL NOT BE USED BY THE PROJECT OWNER OR ANYONE ELSE FOR ANY OTHER PROJECT.

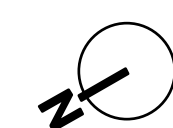


ISSUED DATE / REVISIONS  
 BASE PLAN - 01.06.17  
 SCHEMATIC DESIGN - 02.28.17  
 HISTORIC LANDMARKS - 03.13.17

**SUPERICA**  
 101 W WORTHINGTON AVE.  
 CHARLOTTE, NC 28203

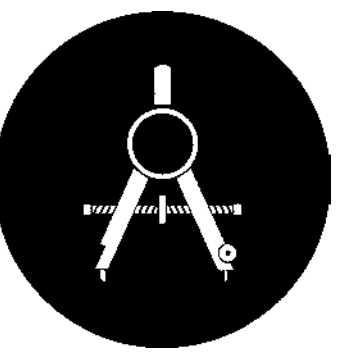


INDICATES NEW WALL



1  
 A104 ENLARGED ENTRY PLAN  
 SCALE: 1/2" = 1'-0"





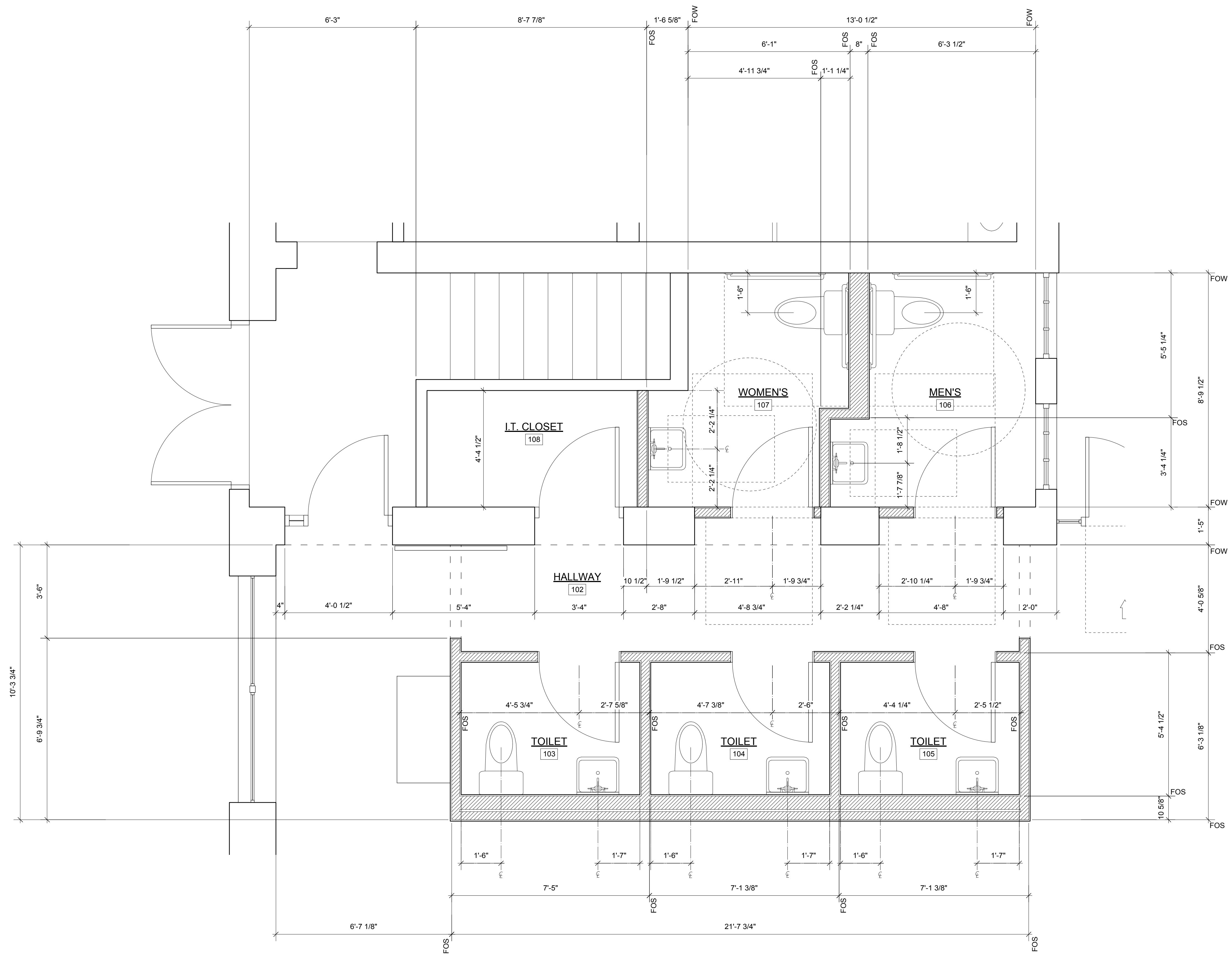
DAVID THOMPSON ARCHITECT, LLC  
 CHARLESTON SC / 843-297-8939  
 WWW.DTHOMPSONARCHITECT.COM

DRAWINGS AND THE DESIGN ARE THE PROPERTY OF THE ARCHITECT. WHETHER THE PROJECT FOR WHICH THEY ARE PREPARED IS EXECUTED OR NOT, THE DRAWINGS SHALL NOT BE USED BY THE PROJECT OWNER OR ANYONE ELSE FOR ANY OTHER PROJECT.

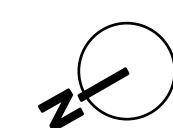


ISSUED DATE / REVISIONS  
 BASE PLAN - 01.06.17  
 SCHEMATIC DESIGN - 02.28.17  
 HISTORIC LANDMARKS - 03.13.17

**SUPERICA**  
 101 W WORTHINGTON AVE.  
 CHARLOTTE, NC 28203



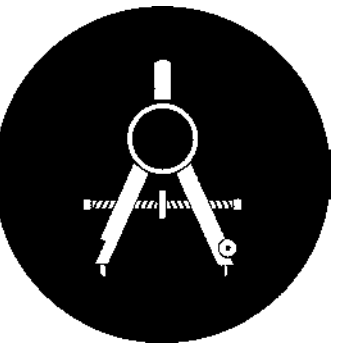
INDICATES NEW WALL



1  
 A105 ENLARGED BATHROOM PLAN  
 SCALE: 1/2" = 1'-0"

**A105**



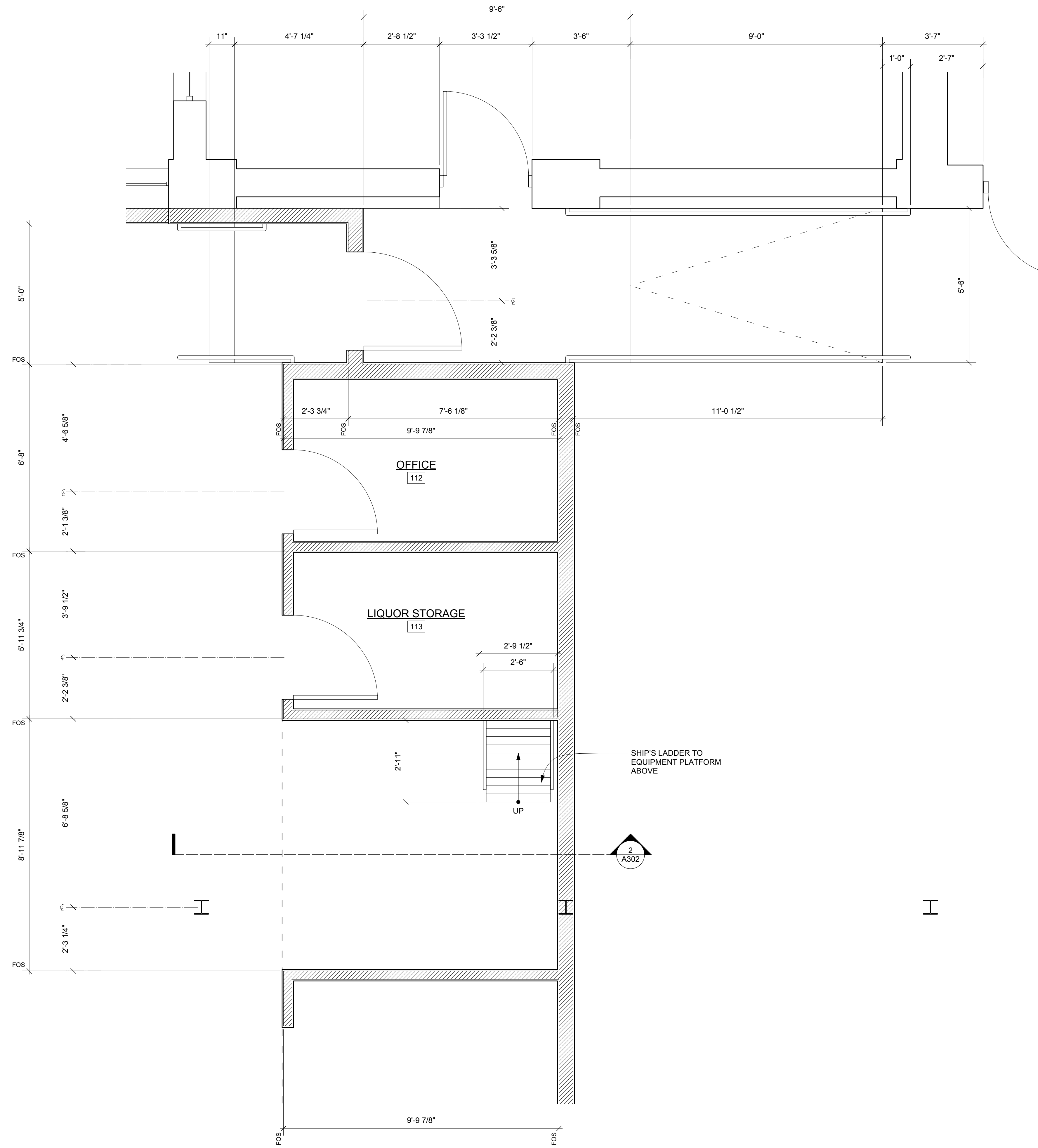


DAVID THOMPSON ARCHITECT, LLC  
 CHARLESTON SC / 843-297-8939  
 WWW.DTHOMPSONARCHITECT.COM

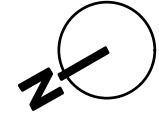
DRAWINGS AND THE DESIGN ARE THE PROPERTY OF THE ARCHITECT WHETHER THE PROJECT FOR WHICH THEY ARE PREPARED IS EXECUTED OR NOT. THE DRAWINGS SHALL NOT BE USED BY THE PROJECT OWNER OR ANYONE ELSE FOR ANY OTHER PROJECT.



ISSUED DATE / REVISIONS  
 BASE PLAN - 01.06.17  
 SCHEMATIC DESIGN - 02.28.17  
 HISTORIC LANDMARKS - 03.13.17



INDICATES NEW WALL

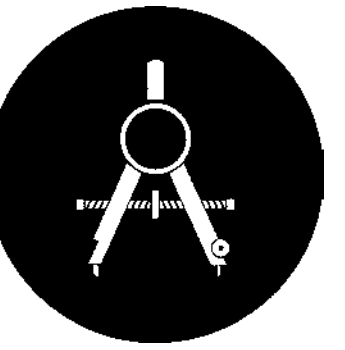


1  
A106

ENLARGED KITCHEN PLAN  
 SCALE: 1/2" = 1'-0"

**SUPERICA**  
 101 W WORTHINGTON AVE.  
 CHARLOTTE, NC 28203

**A106**

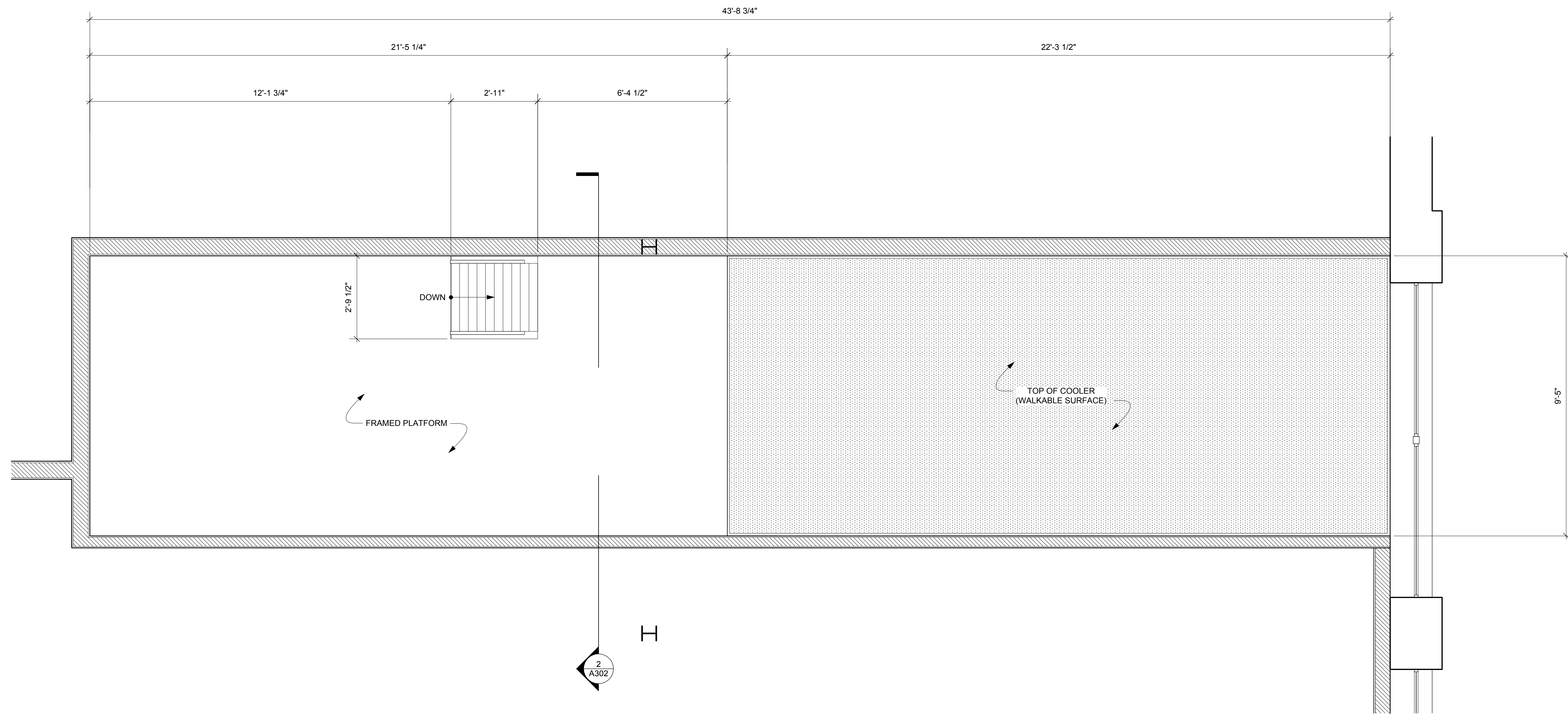


DAVID THOMPSON ARCHITECT, LLC  
 CHARLESTON SC / 843-297-8939  
 WWW.DTHOMPSONARCHITECT.COM

DRAWINGS AND THE DESIGN ARE THE PROPERTY OF THE ARCHITECT. WHETHER THE PROJECT FOR WHICH THEY ARE PREPARED IS EXECUTED OR NOT, THE DRAWINGS SHALL NOT BE USED BY THE PROJECT OWNER OR ANYONE ELSE FOR ANY OTHER PROJECT.



ISSUED DATE / REVISIONS  
 BASE PLAN - 01.06.17  
 SCHEMATIC DESIGN - 02.28.17  
 HISTORIC LANDMARKS - 03.13.17



INDICATES NEW WALL



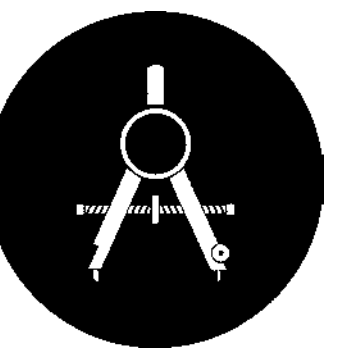
1  
A107

ENLARGED EQUIPMENT PLATFORM PLAN  
 SCALE: 1/2" = 1'-0"

(PLAN ROTATED 90°)

**SUPERICA**  
 101 W WORTHINGTON AVE.  
 CHARLOTTE, NC 28203

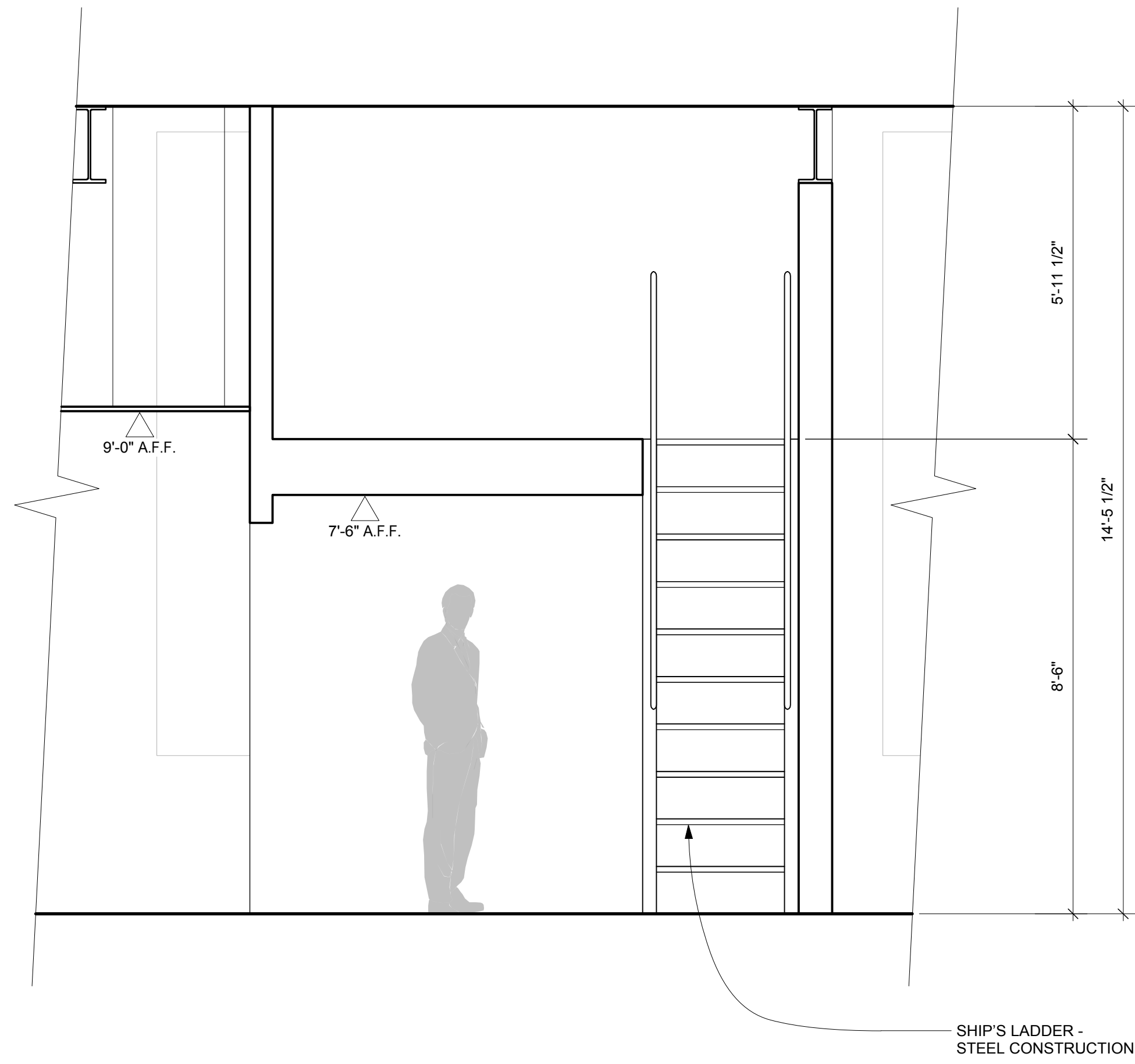




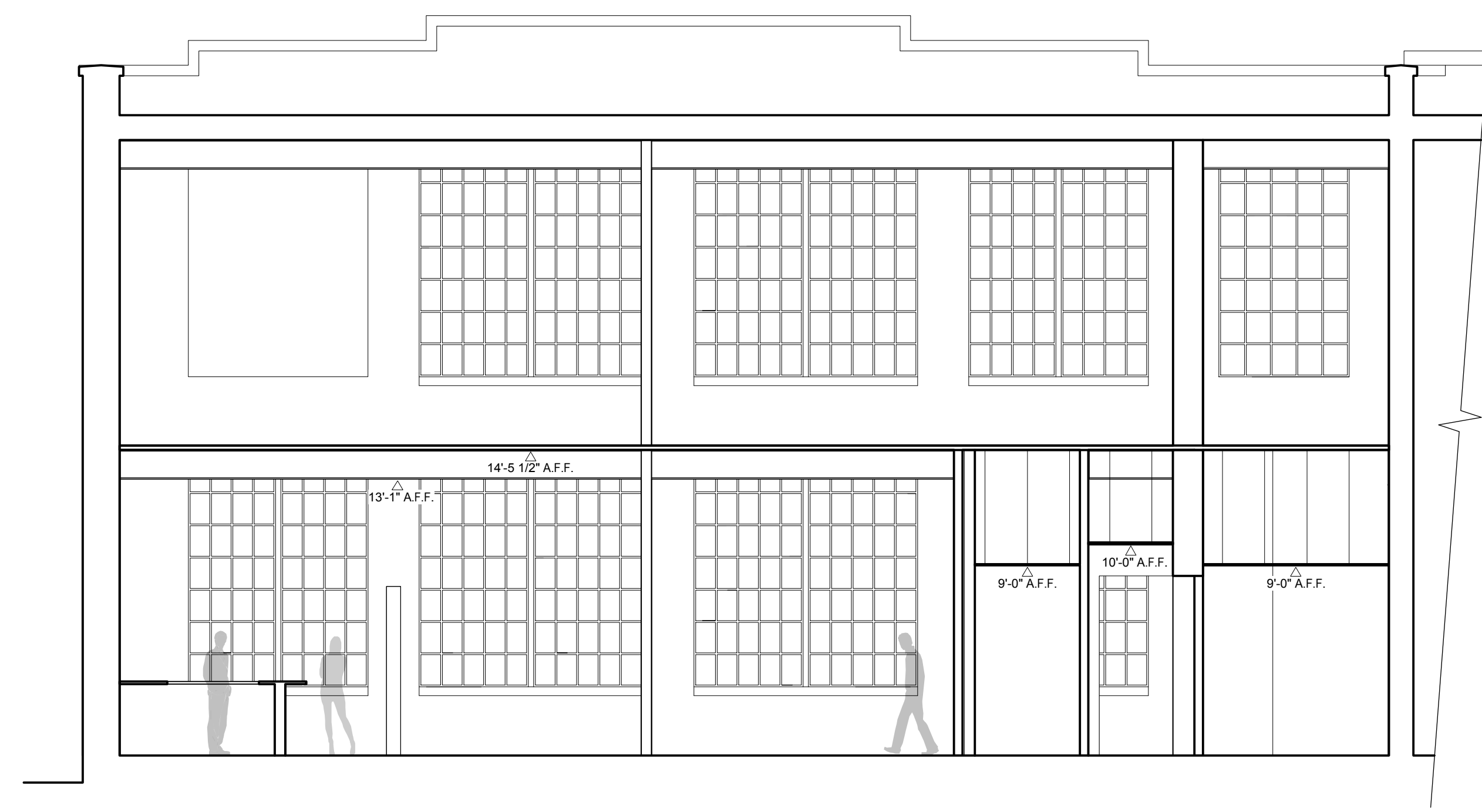
DRAWINGS AND THE DESIGN ARE THE PROPERTY OF THE ARCHITECT WHETHER THE PROJECT FOR WHICH THEY ARE PREPARED IS EXECUTED OR NOT. THE DRAWINGS SHALL NOT BE USED BY THE PROJECT OWNER OR ANYONE ELSE FOR ANY OTHER PROJECT.



ISSUED DATE / REVISIONS  
 BASE PLAN - 01.06.17  
 SCHEMATIC DESIGN - 02.28.17  
 HISTORIC LANDMARKS - 03.13.17



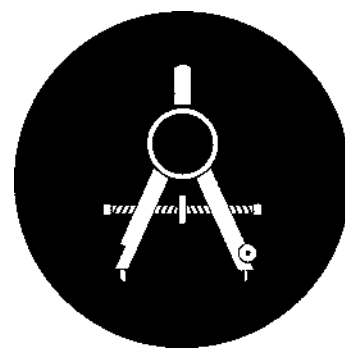
2 SECTION AT EQUIPMENT PLATFORM  
 A302 SCALE: 1/2" = 1'-0"



1 TRANSVERSE BUILDING SECTION - BAR & RESTROOMS  
 A302 SCALE: 3/16" = 1'-0"

**SUPERICA**  
 101 W WORTHINGTON AVE.  
 CHARLOTTE, NC 28203





DAVID THOMPSON ARCHITECT, LLC  
 CHARLESTON SC / 843-297-8939  
 WWW.DTHOMPSONARCHITECT.COM

DRAWINGS AND THE DESIGN ARE THE PROPERTY OF THE ARCHITECT WHETHER THE PROJECT FOR WHICH THEY ARE PREPARED IS EXECUTED OR NOT. THE DRAWINGS SHALL NOT BE USED BY THE PROJECT OWNER OR ANYONE ELSE FOR ANY OTHER PROJECT.

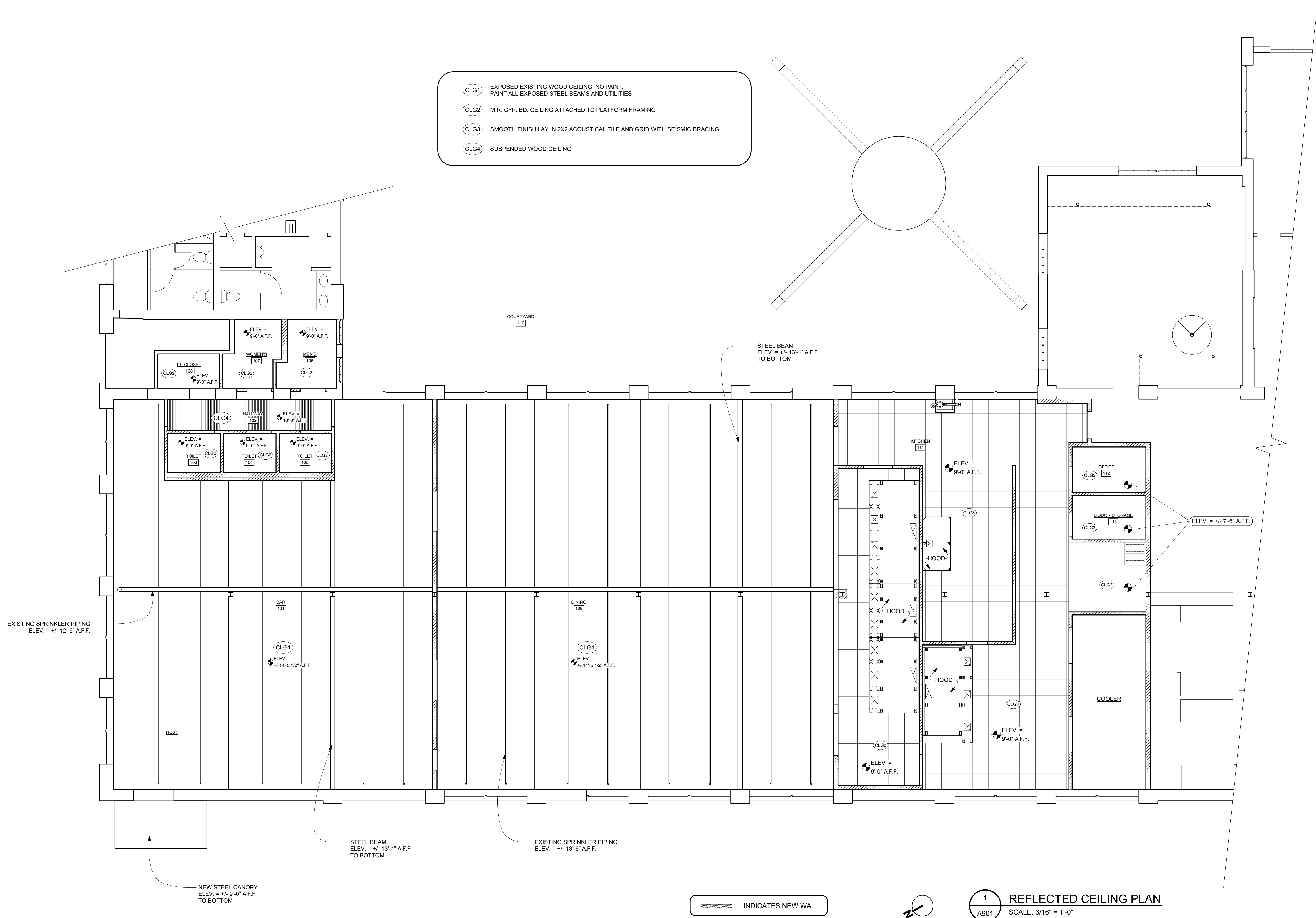


ISSUED DATE / REVISIONS  
 BASE PLAN - 01.06.17  
 SCHEMATIC DESIGN - 02.28.17  
 HISTORIC LANDMARKS - 03.13.17

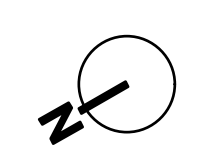
**SUPERICA**  
 101 W WORTHINGTON AVE.  
 CHARLOTTE, NC 28203



- CLG1 EXPOSED EXISTING WOOD CEILING, NO PAINT. PAINT ALL EXPOSED STEEL BEAMS AND UTILITIES
- CLG2 M.R. GYP. BD. CEILING ATTACHED TO PLATFORM FRAMING
- CLG3 SMOOTH FINISH LAY IN 2X2 ACOUSTICAL TILE AND GRID WITH SEISMIC BRACING
- CLG4 SUSPENDED WOOD CEILING



INDICATES NEW WALL




1 REFLECTED CEILING PLAN  
 A901 SCALE: 3/16" = 1'-0"

# Smith Hanes

STUDIO

949 W MARIETTA ST NW #X-113  
ATLANTA, GA 30318  
TELEPHONE. 770.780.1316  
SMITH@SMITHHANES.COM

© 2017 SMITH HANES DESIGN LLC



## SUPERICA

101 W WORTHINGTON AVE  
CHARLOTTE, NC 28203

notes:

job number:

16051

date of issue:

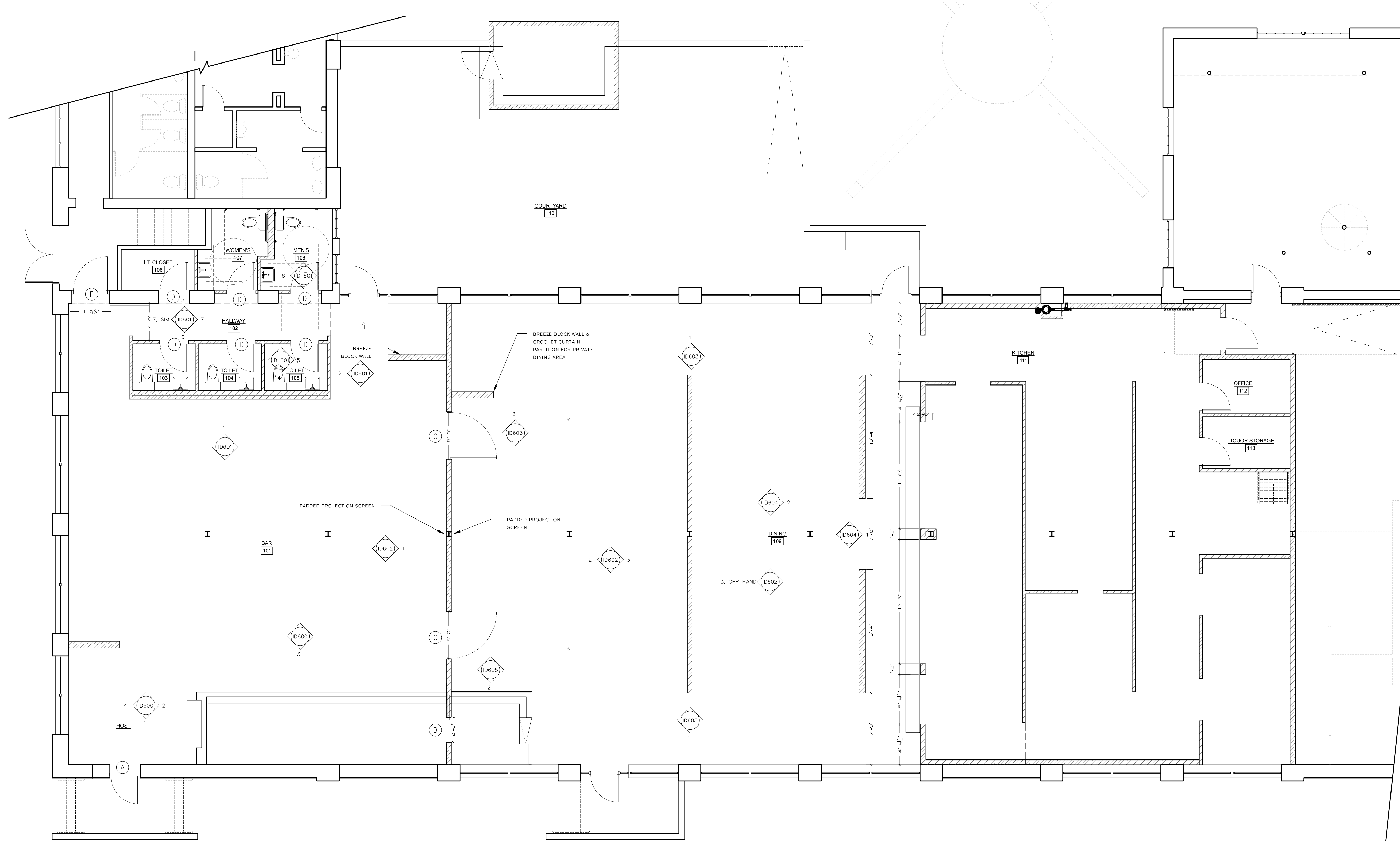
3.08.2017

drawing name:

### PROPOSED FLOOR PLAN

drawing no.

ID200



**I** PROPOSED FLOOR PLAN  
SCALE: 3/16" = 1'-0"

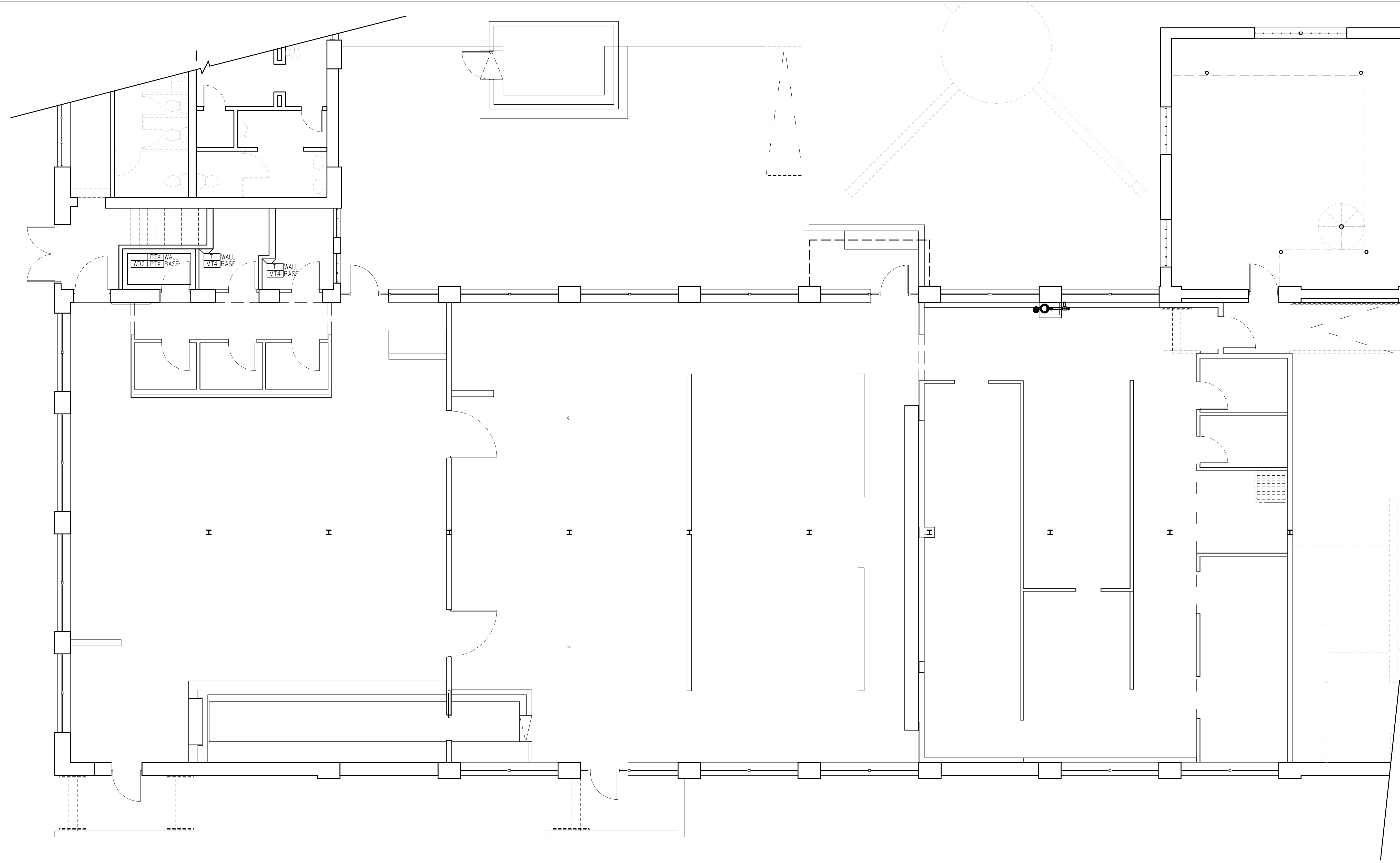
**LEGEND**  
SCALE: NTS

- ELEVATION TAG
- WINDOW TAG. SEE SCHEDULES
- DOOR TAG. SEE SCHEDULES
- PLUMBING FIXTURE TAG. SEE SCHEDULES
- TOILET ACCESSORY TAG. SEE SCHEDULES
- KEY NOTES

**SHEET NOTES**  
SCALE: NTS

- A. REFERENCE SHEETS FOR SCHEDULES
- B. PROVIDE BLOCKING IN CEILING AND/OR WALLS AS REQUIRED FOR CEILING / WALL MOUNTED MILLWORK, EQUIPMENT, TOILET & DECORATIVE ACCESSORIES, ETC.

**KEY NOTES**  
SCALE: NTS

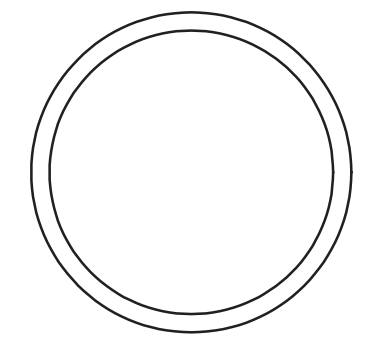


# Smith Hanes

STUDIO

949 W MARIETTA ST NW #X-113  
ATLANTA, GA 30318  
TELEPHONE. 770.780.1316  
SMITH@SMITHHANES.COM

© 2017 SMITH HANES DESIGN LLC



## SUPERICA

101 W WORTHINGTON AVE  
CHARLOTTE, NC 28203

notes:

job number:

16051

date of issue:

3.08.2017

drawing name:

PROPOSED WALL  
FINISH PLAN

drawing no.

ID211

**I** PROPOSED WALL FINISH PLAN  
SCALE: 3/16" = 1'-0"

LEGEND  
SCALE: NTS

XX SPECIFIED FINISH

⊙ KEY NOTES

SHEET NOTES  
SCALE: NTS


- A. REFERENCE 000 SERIES SHEETS FOR SCHEDULES
- B. PROVIDE THRESHOLD TRANSITIONS AS REQUIRED.
- C. FLOOR FINISHES TO EXTEND UNDERNEATH MILLWORK & FURNITURE

# Smith Hanes

## STUDIO

949 W MARIETTA ST NW #X-113  
ATLANTA, GA 30318  
TELEPHONE. 770.780.1316  
SMITH@SMITHHANES.COM

© 2017 SMITH HANES DESIGN LLC



## SUPERICA

101 W WORTHINGTON AVE  
CHARLOTTE, NC 28203

notes:

job number:

16051

date of issue:

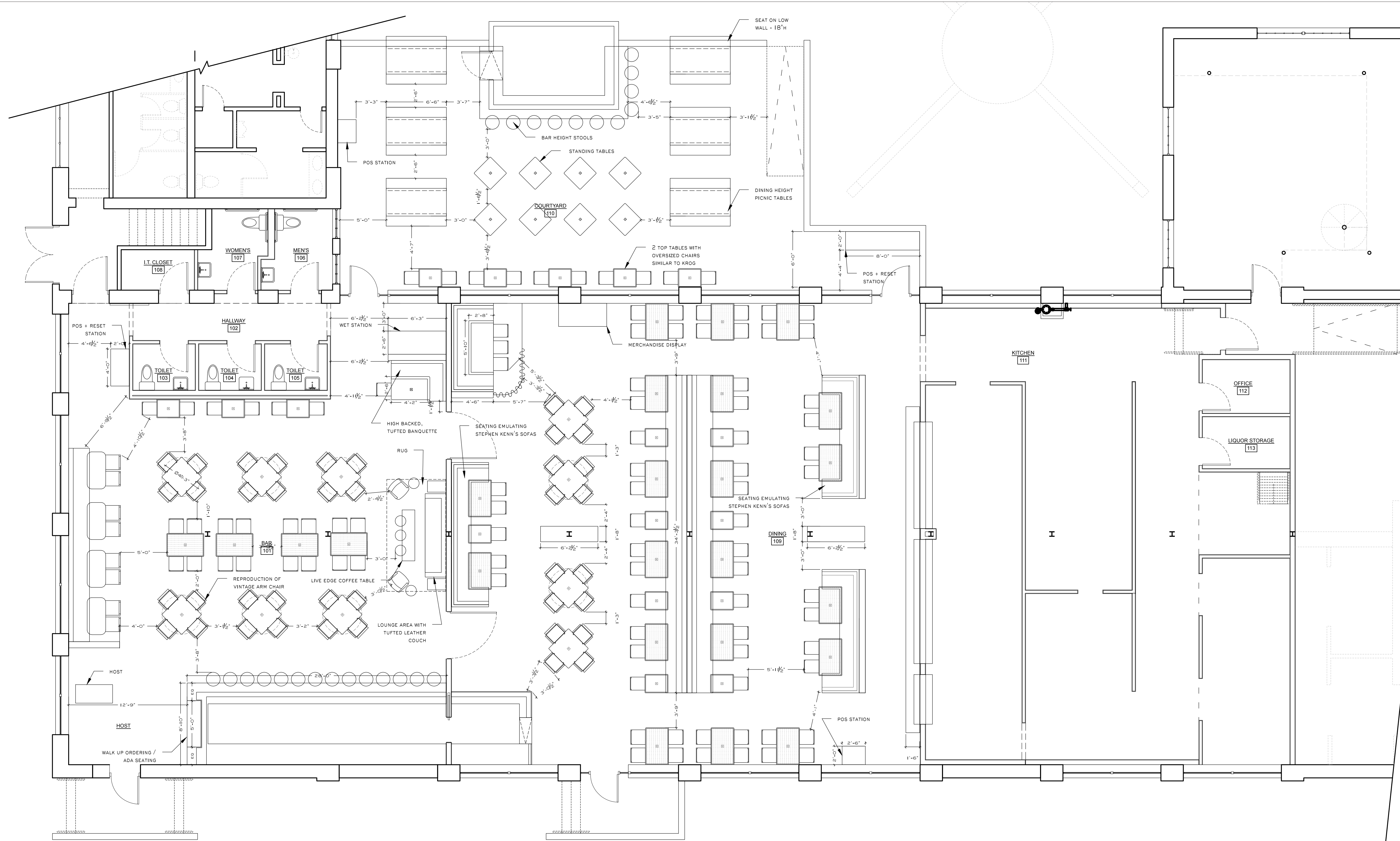
3.08.2017

drawing name:

## PROPOSED FURNITURE PLAN

drawing no.

ID220



**I** PROPOSED FURNITURE PLAN  
SCALE: 3/16" = 1'-0"

**LEGEND**  
SCALE: NTS

- PL-X FIXTURE TAG. SEE SCHEDULES
- 1 KEY NOTES

**SHEET NOTES**  
SCALE: NTS

- A. REFERENCE SHEETS FOR SCHEDULES
- B. PROVIDE BLOCKING IN CEILING AND/OR WALLS AS REQUIRED FOR CEILING / WALL MOUNTED MILLWORK, EQUIPMENT, TOILET & DECORATIVE ACCESSORIES, ETC.

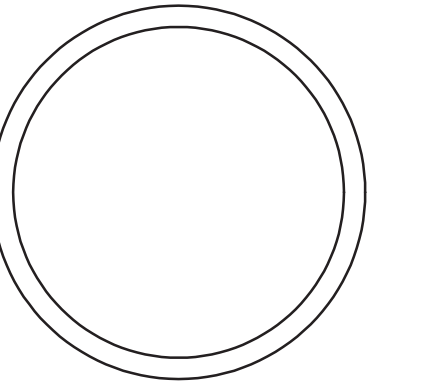
**KEY NOTES**  
SCALE: NTS

# Smith Hanes

STUDIO

949 W MARIETTA ST NW #X-113  
ATLANTA, GA 30318  
TELEPHONE: 770.780.1316  
SMITH@SMITHHANES.COM

© 2016 SMITH HANES DESIGN LLC



## SUPERICA

101 W WORTHINGTON AVE  
CHARLOTTE, NC 28203

notes:

Notes: tbd

job number:

17011

date of issue:

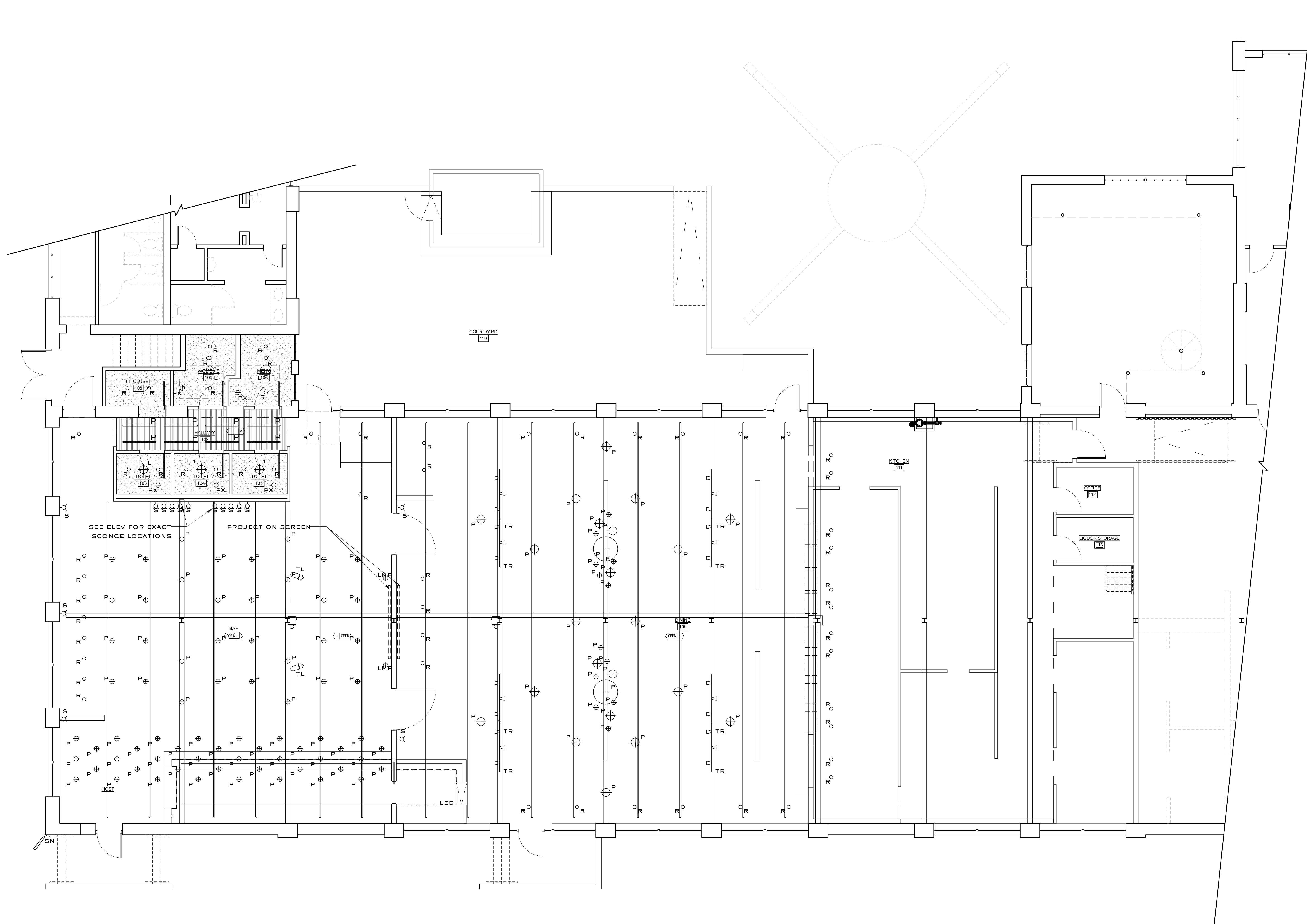
03.08.17

drawing name:

### REFLECTED CEILING PLAN

drawing no.

ID300



REFLECTED CEILING PLAN  
SCALE: 1/8" = 1'-0"

SHEET NOTES  
SCALE: NTS

KEY NOTES  
SCALE: NTS

LEGEND  
SCALE: NTS

- ⊕ KEY NOTES
- ⊕-0'0" CEILING TAG WITH TYPE & HEIGHT
- ⊕ +TBD" WALL MOUNTED DUPLEX AT 18" AFF, TYP UON

SHEET NOTES  
SCALE: NTS

- A. REFERENCE SCHEDULES
- B. PROVIDE BLOCKING IN CEILING AND/OR WALLS AS REQUIRED FOR WALL OR CEILING MOUNTED: MILLWORK, EQUIPMENT, TOILET & DECORATIVE ACCESORIES, ETC.
- C. REFERENCE ELEVATIONS FOR EXACT HORIZONTAL & VERTICAL LOCATION, UON

KEY NOTES  
SCALE: NTS

- 1 X




# Smith Hanes

STUDIO

949 W MARIETTA ST NW #X-113  
ATLANTA, GA 30318  
TELEPHONE. 770.780.1316  
SMITH@SMITHHANES.COM

© 2017 SMITH HANES DESIGN LLC



## SUPERICA

101 W WORTHINGTON AVE  
CHARLOTTE, NC 28203

notes:

job number:

16051

date of issue:

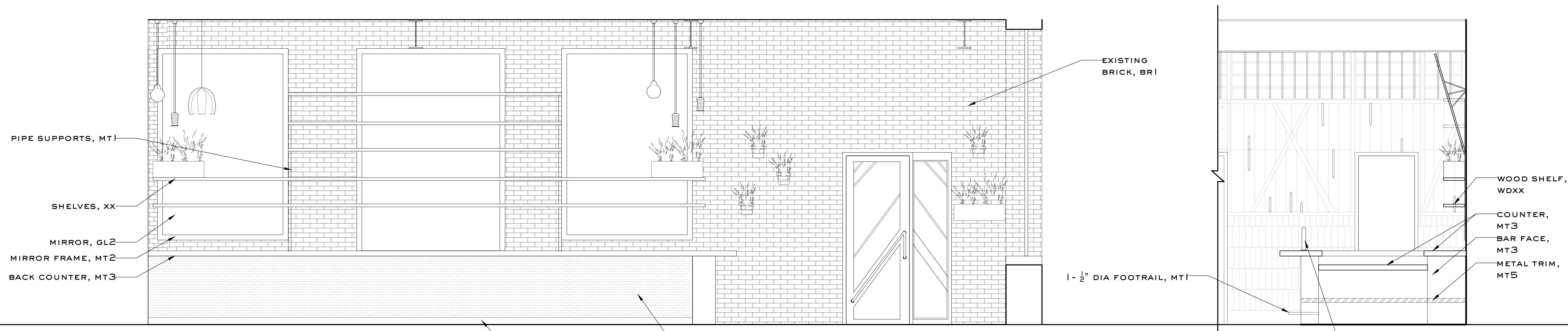
3.07.2017

drawing name:

INTERIOR ELEVATIONS

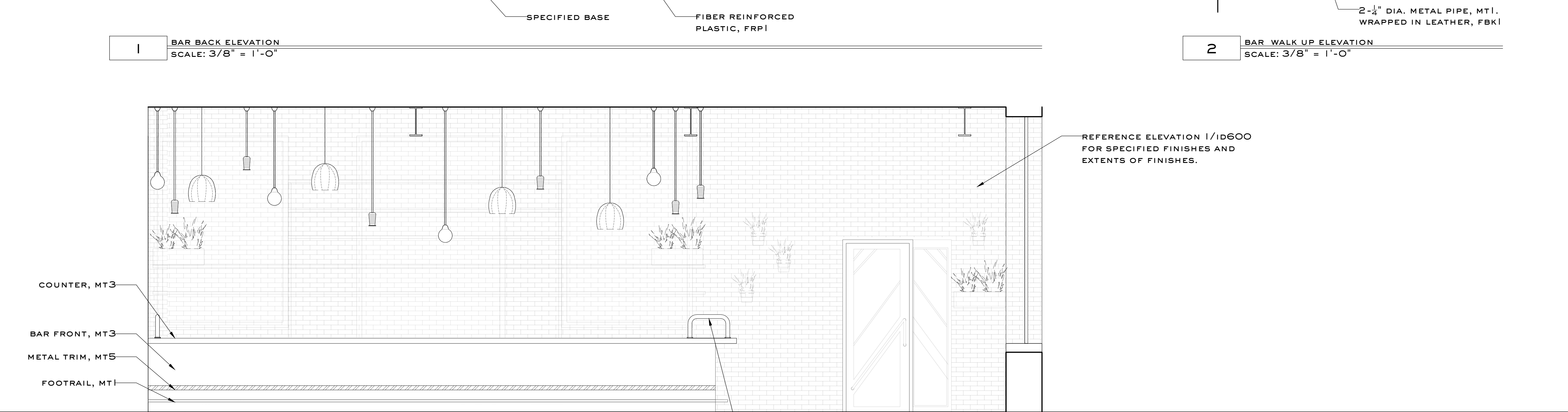
drawing no.

ID600

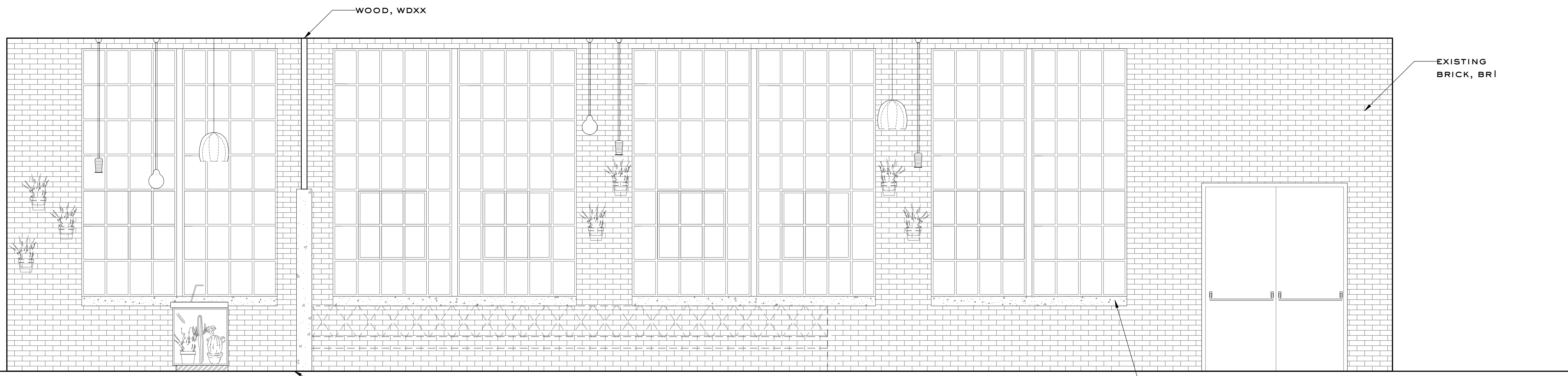


1 BAR BACK ELEVATION  
SCALE: 3/8" = 1'-0"

2 BAR WALK UP ELEVATION  
SCALE: 3/8" = 1'-0"



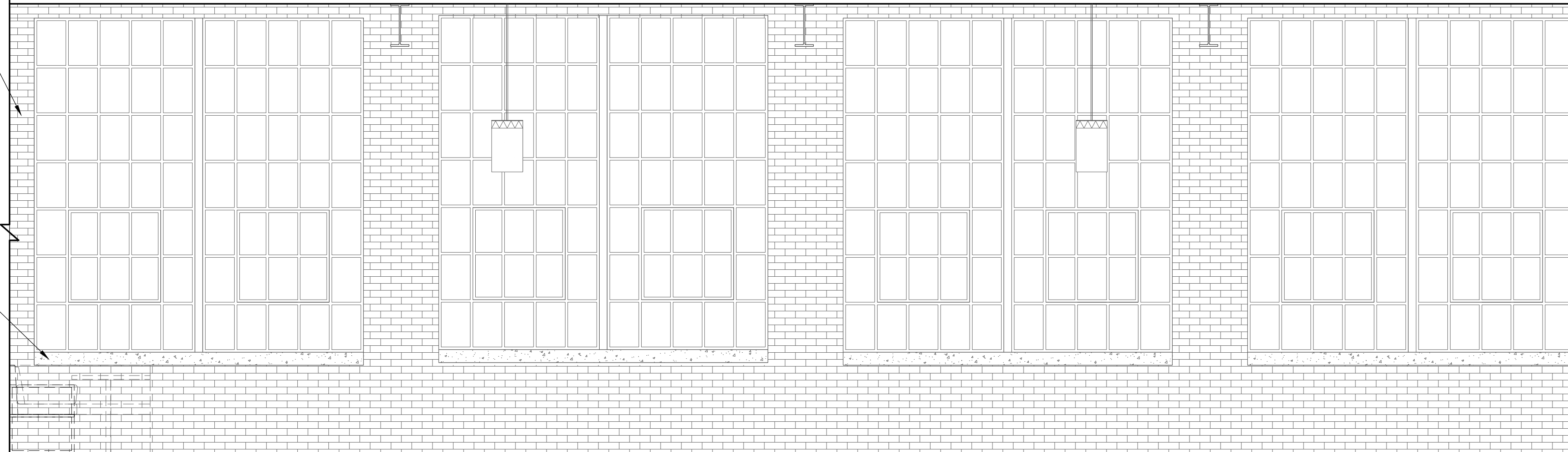
3 BAR FRONT ELEVATION  
SCALE: 3/8" = 1'-0"



4 BAR PLAN WEST  
SCALE: 3/8" = 1'-0"

EXISTING BRICK, BR1

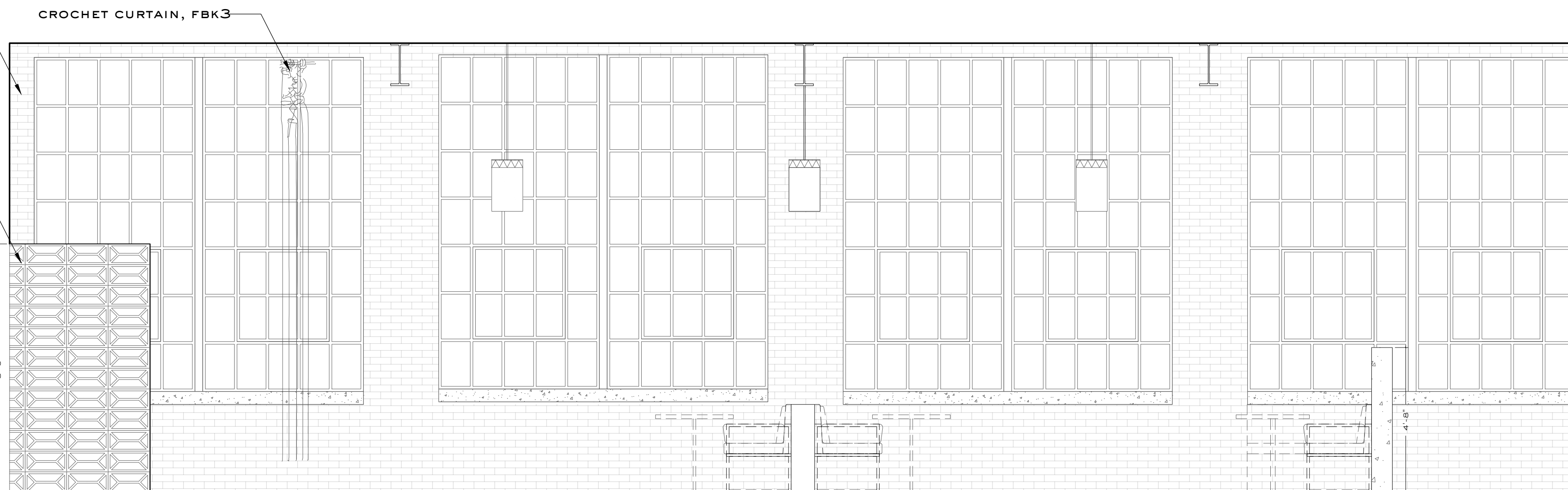
EXISTING SILL, CO1



1 DINING PLAN NORTH ELEVATION  
SCALE: 3/8" = 1'-0"

REFERENCE ELEVATION  
1/ID603 FOR SPECIFIED  
FINISHES & EXTENTS

BREEZE BLOCK, CO4



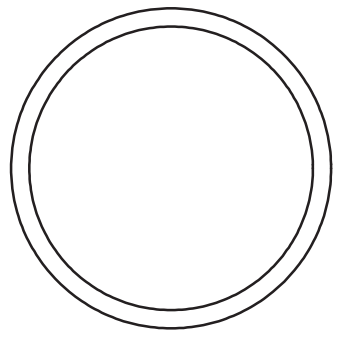
2 DINING PLAN NORTH BREEZE BLOCK ELEVATION  
SCALE: 3/8" = 1'-0"

# Smith Hanes

STUDIO

949 W MARIETTA ST NW #X-113  
ATLANTA, GA 30318  
TELEPHONE. 770.780.1316  
SMITH@SMITHHANES.COM

© 2017 SMITH HANES DESIGN LLC



## SUPERICA

101 W WORTHINGTON AVE  
CHARLOTTE, NC 28203

notes:

job number:

16051

date of issue:

3.07.2017

drawing name:

INTERIOR ELEVATIONS

drawing no.

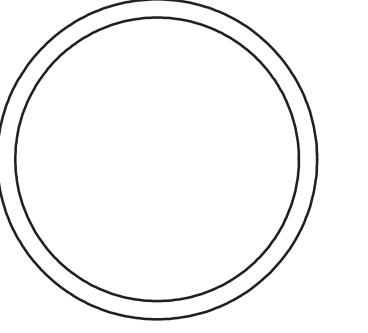
ID603

# Smith Hanes

STUDIO

949 W MARIETTA ST NW #X-113  
ATLANTA, GA 30318  
TELEPHONE. 770.780.1316  
SMITH@SMITHHANES.COM

© 2017 SMITH HANES DESIGN LLC



## SUPERICA

101 W WORTHINGTON AVE  
CHARLOTTE, NC 28203

notes:

job number:

16051

date of issue:

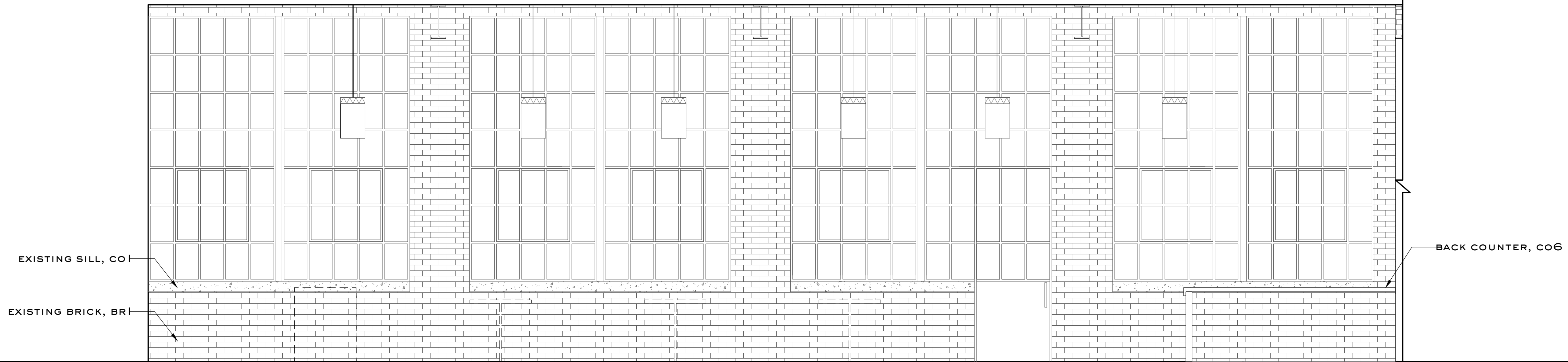
3.07.2017

drawing name:

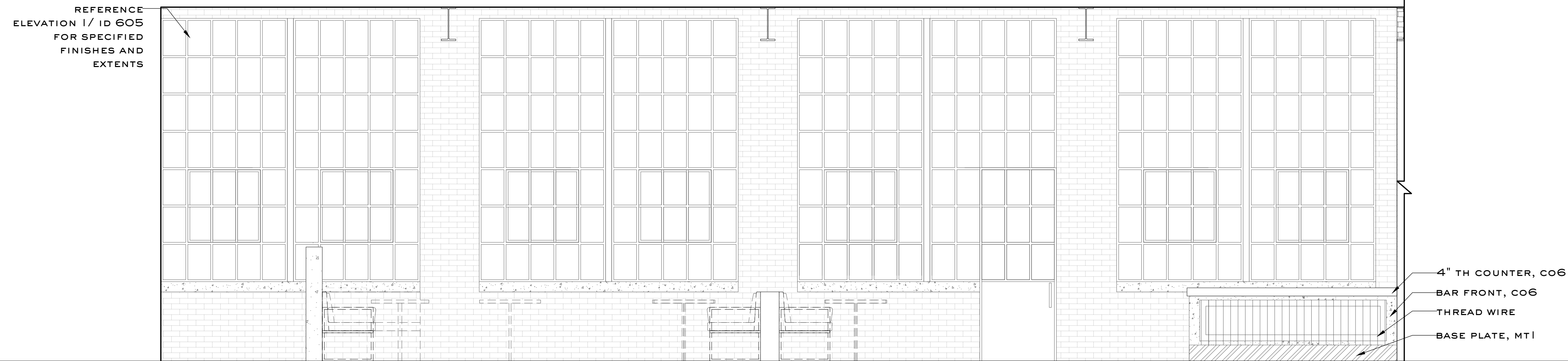
INTERIOR ELEVATIONS

drawing no.

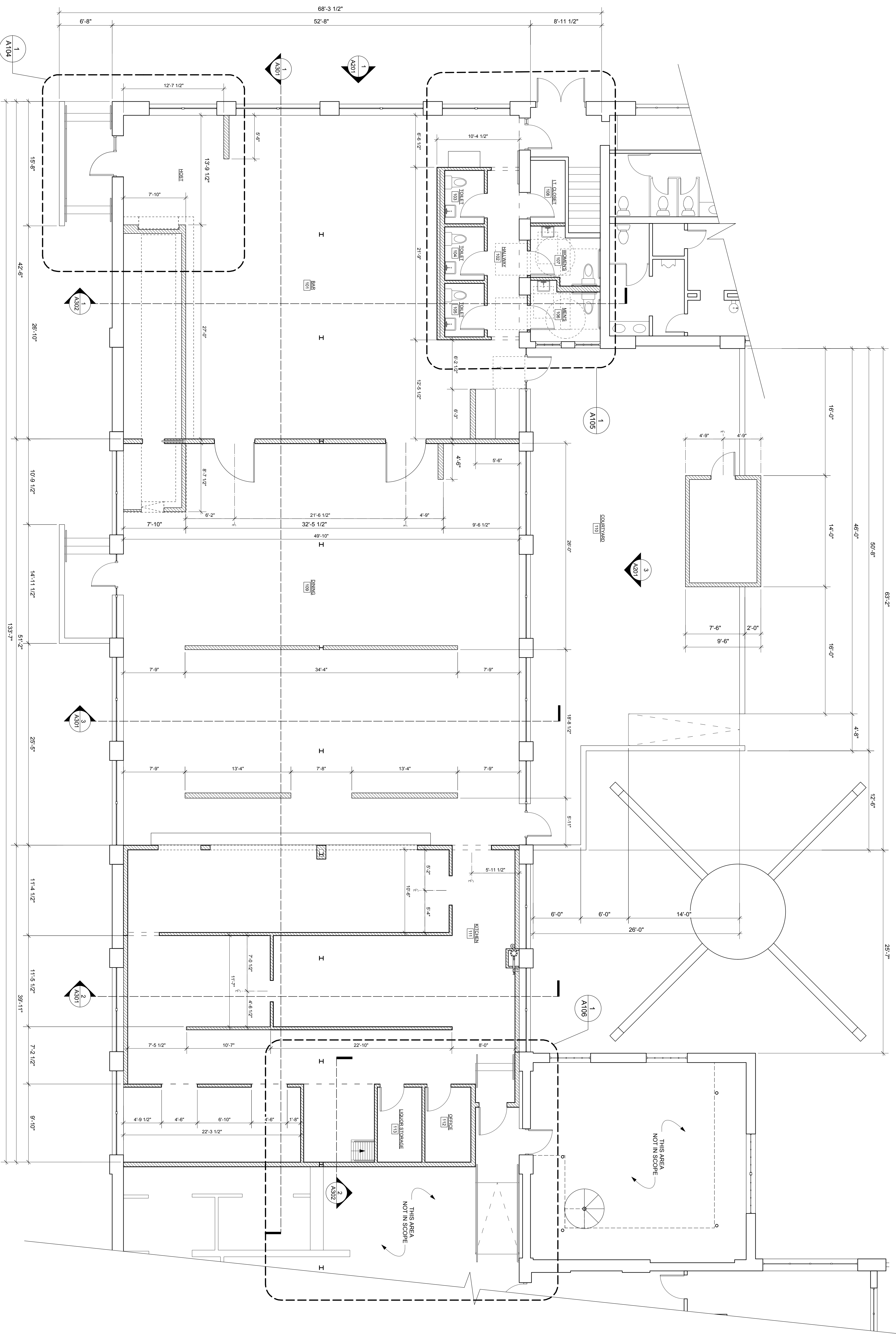
ID605



1 BAR / DINING PLAN SOUTH  
SCALE: 3/8" = 1'-0"



2 BAR / DINING PLAN SOUTH  
SCALE: 3/8" = 1'-0"




INDICATES NEW WALL

1 FIRST FLOOR PLAN  
SCALE: 3/16" = 1'-0"

A101

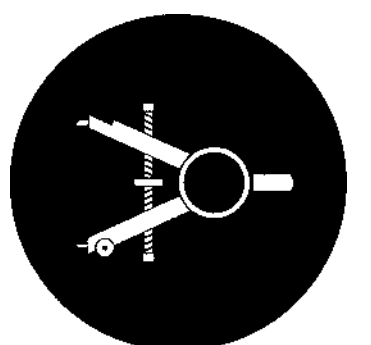
**SUPERICA**  
101 W WORTHINGTON AVE.  
CHARLOTTE, NC 28203

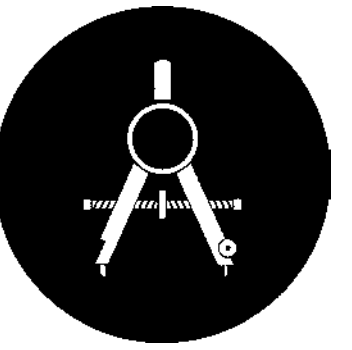
ISSUED DATE / REVISIONS  
BASE PLAN - 01.06.17  
SCHEMATIC DESIGN - 02.28.17  
HISTORIC LANDMARKS - 03.13.17



DRAWINGS AND THE DESIGN ARE THE PROPERTY OF DAVID THOMPSON ARCHITECT, LLC. ANY REUSE OR REPRODUCTION OF THESE DRAWINGS WITHOUT THE WRITTEN PERMISSION OF DAVID THOMPSON ARCHITECT, LLC IS STRICTLY PROHIBITED. THESE DRAWINGS ARE NOT TO BE USED BY THE PROJECT OWNER OR ANYONE ELSE FOR ANY OTHER PROJECT.

DAVID THOMPSON ARCHITECT, LLC  
CHARLOTTE, NC 28203  
WWW.DTHOMPSONARCHITECT.COM





DAVID THOMPSON ARCHITECT, LLC  
 CHARLESTON SC / 843-297-8939  
 WWW.DTHOMPSONARCHITECT.COM

DRAWINGS AND THE DESIGN ARE THE PROPERTY OF THE ARCHITECT. WHETHER THE PROJECT FOR WHICH THEY ARE PREPARED IS EXECUTED OR NOT, THE DRAWINGS SHALL NOT BE USED BY THE PROJECT OWNER OR ANYONE ELSE FOR ANY OTHER PROJECT.

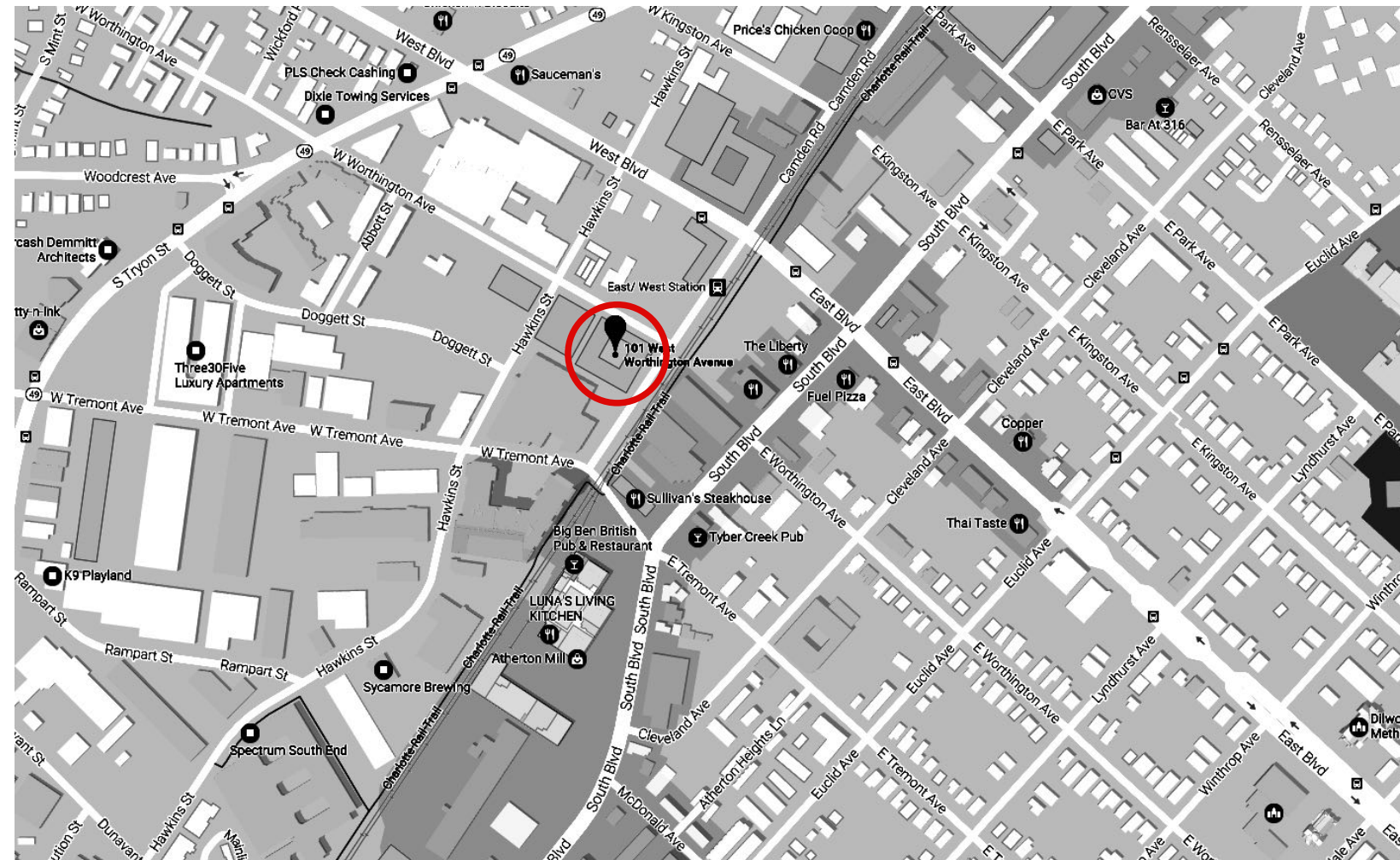


ISSUED DATE / REVISIONS  
 BASE PLAN - 01.06.17  
 SCHEMATIC DESIGN - 02.28.17  
 HISTORIC LANDMARKS - 03.13.17

# SUPERICA

## 101 W WORTHINGTON AVE. CHARLOTTE, NC 28203

### CHARLOTTE-MECKLENBURG HISTORIC LANDMARKS COMMISSION REVIEW SUBMITTAL MARCH 13, 2017



4 LOCATION MAP  
 T101 SCALE: N/A

A.F.F. = ABOVE FINISH FLOOR	O.P.O.I. = OWNER PROVIDED, OWNER INSTALLED
CL = CENTER LINE	OPP = OPPOSITE
CONC = CONCRETE	PEMB = PRE ENGINEERED METAL BUILDING
CONT = CONTINUOUS	PT = PRESSURE TREATED
ELEV. = ELEVATION	PTD = PAINTED
EQ = EQUAL	SIM = SIMILAR
EXT = EXTERIOR	SYP = SOUTHERN YELLOW PINE
F.O.B. = FACE OF BLOCK	TBD = TO BE DETERMINED
F.O.S. = FACE OF STUD	TBS = TO BE SELECTED
F.O.W. = FACE OF WALL, (BRICK OR FINISH)	TYP = TYPICAL
FTG = FOOTING	VIF = VERIFY IN FIELD
HDG = HOT DIPPED GALVANIZED	WD = WOOD
INT = INTERIOR	WRC = WESTER RED CEDAR
KD = KILN DRIED	# DOOR DESIGNATION SYMBOL
N.I.C. = NOT IN CONTRACT	A WINDOW DESIGNATION SYMBOL
MR = MOISTURE RESISTANT	--- DIMENSION TO CENTER LINE
O.C. = ON CENTER	--- A STRUCTURAL COLUMN LINE
O.P.C.I. = OWNER PROVIDED, CONTRACTOR INSTALLED	XXXXX INSULATION

3 ABBREVIATIONS & SYMBOLS  
 T101 SCALE: N/A

- T101 - TITLE SHEET
- T102 - PROPOSED SIGN
- L01 - OVERALL SITE PLAN
- L02 - INNER COURTYARD
- L03 - DETAILS AND IMAGERY
- D101 - DEMOLITION PLAN
- A101 - FIRST FLOOR PLAN
- A102 - FURNITURE & EQUIPMENT PLAN
- A104 - ENLARGED ENTRY PLAN
- A105 - ENLARGED BATHROOM PLAN
- A106 - ENLARGED KITCHEN PLAN
- A107 - ENLARGED EQUIPMENT PLATFORM PLAN
- A200 - EXISTING CONDITIONS
- A201 - EXTERIOR ELEVATIONS
- A301 - BUILDING SECTIONS
- A302 - BUILDING SECTIONS
- A502 - WINDOW ELEVATIONS
- A901 - REFLECTED CEILING PLAN
- ID200 - PROPOSED FLOOR PLAN
- ID210 - PROPOSED FLOOR FINISH PLAN
- ID211 - PROPOSED WALL FINISH PLAN
- ID220 - PROPOSED FURNITURE PLAN
- ID300 - REFLECTED CEILING PLAN
- ID600 - INTERIOR ELEVATIONS
- ID601 - INTERIOR ELEVATIONS
- ID602 - INTERIOR ELEVATIONS
- ID603 - INTERIOR ELEVATIONS
- ID604 - INTERIOR ELEVATIONS
- ID605 - INTERIOR ELEVATIONS

2 DRAWING LIST  
 T101 SCALE: N/A



LANDLORD  
 REED KRACKE - 704-423-1720  
 RKRACKE@ASANAPARTNERS.COM



FORD FRY RESTAURANTS  
 MEGAN FINN - 404-355-5311 x 218  
 MFINN@FORDFRY.COM

Smith Hanes  
 STUDIO

INTERIOR DESIGN, ARCHITECTURE AND BRANDING  
 SMITH HANES - 770-780-1316  
 SMITH@SMITHHANES.COM



505 DESIGN  
 JOSIE BULLA - 704-264-1744  
 JBULLA@505DESIGN.COM



LANDSCAPE ARCHITECTURE  
 ADAM MCGUIRE - 704-333-0325  
 AMCGUIRE@LANDDESIGN.COM



MECHANICAL, ELECTRICAL, PLUMBING, & FIRE PROTECTION ENGINEERING  
 BRIAN ARMENTA - 404-330-9798  
 BRIAN@PEIATL.COM



GENERAL CONTRACTOR  
 TOM LENNON - 843-408-7545  
 TOM@LENNONCONSTRUCTIONCO.COM



DAVID THOMPSON ARCHITECT

ARCHITECTURE AND PROJECT MANAGEMENT  
 DAVID THOMPSON - 843-297-8939  
 DTHOMPSON@DTHOMPSONARCHITECT.COM

1 PROJECT TEAM  
 T101 SCALE: N/A

SUPERICA  
 101 W WORTHINGTON AVE.  
 CHARLOTTE, NC 28203

