


# SATURN

## Strapping Systems



## Model ST-2200

### Table Top Strapper

The Saturn ST-2200 is the most advanced table top strapping system available. The electronic strap tension control delivers precise strap pressure from as little as 5 pounds up to as much as 120 pounds.

Dial in the strap length and tension and you're ready to go. Loop the strap around the package and insert it into the machine. The strap is automatically tensioned, cut, and heat sealed.

**Easy and simple  
table top strapping!**

## HIGHLIGHTS

- » Engineered for flexibility, allowing you to use any polypropylene strap from 1/4" to 5/8" wide.
- » The open table top design allows for greater versatility with case sizes and weights
- » Superior design with fewer moving parts provides years of low maintenance costs

**HIGHLIGHT**  
INDUSTRIES, INC.

Grand Rapids, Michigan  
highlightindustries.com  
616-531-2464



POWER



FORWARD



REVERSE



RESET



STRAP LENGTH



STRAP TENSION

**Model  
ST-2200**

## SIMPLE CONTROLS

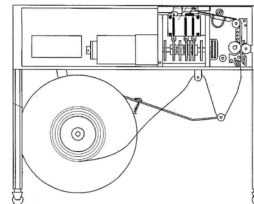
- Illuminated On/Off Switch
- Strap Feed
- Reset
- Strap Length Dial
- Strap Reverse
- Strap Tension Dial

## PREMIUM FEATURES



### Locking Swivel Casters

Highlight's heavy duty locking casters allow the Saturn ST-2200 to be easily moved around a facility to a work area, or moved aside when not in use.



### Heavy Duty Design

All-steel construction, sturdy design, and powder-coated surfaces make the Saturn ST-2200 durable and reliable for years of industrial use.

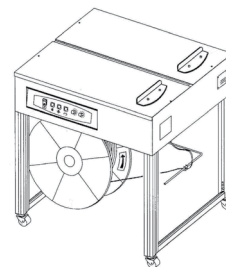
## SYSTEM SPECIFICATIONS

Machine Type	Table top
Strap Tension	Adjustable 5 to 120 Pounds
Strap Type	Polypropylene
Strap Thickness	1/4" to 5/8" wide
Strap Coil Size	Accepts 8" or 9" ID by 8" or 9" wide cores
Working Height	Adjustable 29" to 31"
Machine Dimensions	31" L, 22" W, 29" H
Strapping Speed	Up to 30 Straps per minute
Electrical	110 V, 60 Hz, 1 Phase
Machine Weight	160 Pounds



### Easy-to-use Controls

Simple controls make strapping virtually any product simple and consistent.



### Easy Operation

Simply loop the strap around the product set on the table and insert the end of the strap into the machine. The machine will automatically back feed, tension, cut, and heat-seal the strap.

Contact:

**HIGHLIGHT**  
INDUSTRIES, INC.

2694 Prairie SW  
Wyoming, Michigan 49519  
800-531-2465