

# iFunds Ethical Portfolios

---

Risk managed model portfolios with an ethical focus

Company holdings document  
31<sup>st</sup> December 2019



## iFunds Ethical Portfolios - Holdings document 31<sup>st</sup> December 2019

---

### Overview

The four iFunds Ethical Portfolios (Cautious, Balanced, Growth and Aggressive) are implemented by investing in passive indexed funds. The equity based indexed funds only contain the shares of companies that meet various SRI (Socially Responsible Investing) criteria.

This document provides a detailed breakdown of the underlying company holdings within the indexed SRI funds that we invest in when global equities are classified as “risk on”. When global equities are “risk off”, the allocations to the companies listed will reduce and cash will be increased. iFunds do not apply their own ethical screen and all screening is carried out by the underlying indexed fund providers. This document solely provides a breakdown of the underlying companies within the four ethical strategies. It is not an invitation or inducement to invest (or disinvest) and should not be construed as investment advice.

The information in this document has been compiled by iFunds and is believed to be accurate as at 30<sup>th</sup> September 2019. It is based on data supplied by iShares, UBS and Factset on the underlying holdings in each of the indexed funds and we cannot be responsible for any inaccuracies in this data.

If you wish to consider the suitability of one of the Ethical Portfolios for your own particular circumstances you should speak to your Independent Financial Adviser and read the separate Ethical Portfolio Brochure.



## iFunds Ethical Portfolios - Holdings document 31<sup>st</sup> December 2019

---



### Index

Largest 20 holdings - pages 3 to 4

Companies by sector - pages 5 to 6

Companies by geography - pages 7 to 8

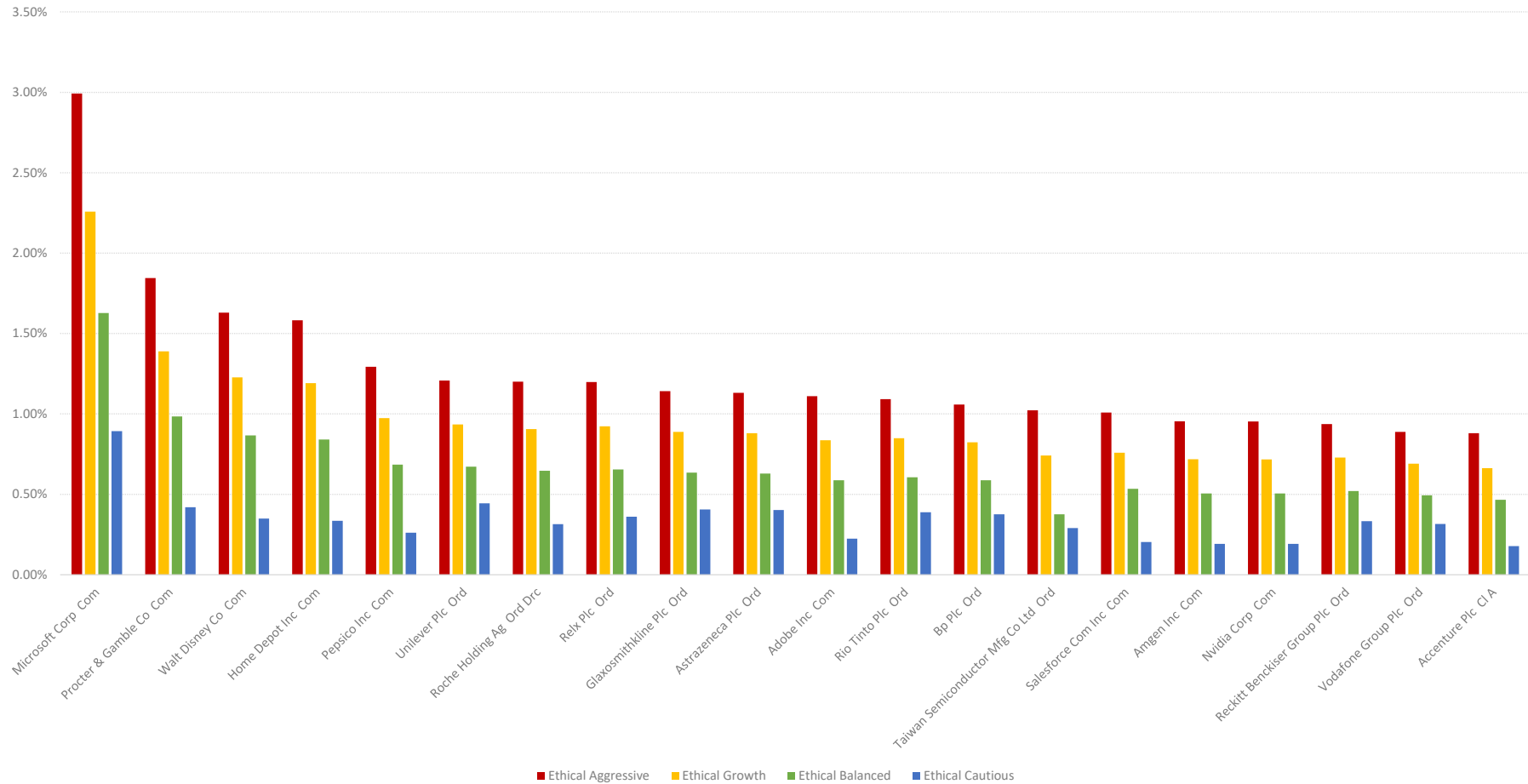
Complete holdings list - pages 9 to 35

## iFunds Ethical Portfolios - Top 20 holdings 31<sup>st</sup> December 2019

Company	Ticker (EPIC)	Sector	Country	Cautious holding (%)	Balanced holding (%)	Growth holding (%)	Aggressive holding (%)
Microsoft Corp Com	MSFT-US	Technology Services	United States	0.89%	1.63%	2.26%	2.99%
Procter & Gamble Co Com	PG-US	Consumer Non-Durables	United States	0.42%	0.98%	1.39%	1.84%
Walt Disney Co Com	DIS-US	Consumer Services	United States	0.35%	0.87%	1.23%	1.63%
Home Depot Inc Com	HD-US	Retail Trade	United States	0.33%	0.84%	1.19%	1.58%
Pepsico Inc Com	PEP-US	Consumer Non-Durables	United States	0.26%	0.68%	0.97%	1.29%
Unilever Plc Ord	ULVR-GB	Consumer Non-Durables	United Kingdom	0.44%	0.67%	0.93%	1.21%
Roche Holding Ag Ord Drc	ROG-CH	Health Technology	Switzerland	0.31%	0.65%	0.91%	1.20%
Relx Plc Ord	REL-GB	Commercial Services	United Kingdom	0.36%	0.65%	0.92%	1.20%
Glaxosmithkline Plc Ord	GSK-GB	Health Technology	United Kingdom	0.41%	0.63%	0.89%	1.14%
Astrazeneca Plc Ord	AZN-GB	Health Technology	United Kingdom	0.40%	0.63%	0.88%	1.13%
Adobe Inc Com	ADBE-US	Technology Services	United States	0.22%	0.59%	0.84%	1.11%
Rio Tinto Plc Ord	RIO-GB	Non-Energy Minerals	United Kingdom	0.39%	0.61%	0.85%	1.09%
Bp Plc Ord	BP-GB	Energy Minerals	United Kingdom	0.38%	0.59%	0.82%	1.06%
Taiwan Semiconductor Mfg Co Ltd Ord	2330-TW	Electronic Technology	Taiwan	0.29%	0.38%	0.74%	1.02%
Salesforce Com Inc Com	CRM-US	Technology Services	United States	0.20%	0.53%	0.76%	1.01%
Amgen Inc Com	AMGN-US	Health Technology	United States	0.19%	0.51%	0.72%	0.95%
Nvidia Corp Com	NVDA-US	Electronic Technology	United States	0.19%	0.50%	0.72%	0.95%
Reckitt Benckiser Group Plc Ord	RB-GB	Consumer Non-Durables	United Kingdom	0.33%	0.52%	0.73%	0.94%
Vodafone Group Plc Ord	VOD-GB	Communications	United Kingdom	0.32%	0.49%	0.69%	0.89%
Accenture Plc Cl A	ACN-US	Technology Services	Ireland	0.18%	0.47%	0.66%	0.88%

Note: Allocations assume global equities are “risk on”. If global equities are “risk off”, allocations to the listed companies will be reduced and portfolio cash will be increased.

# iFunds Ethical Portfolios - Top 20 holdings 31<sup>st</sup> December 2019



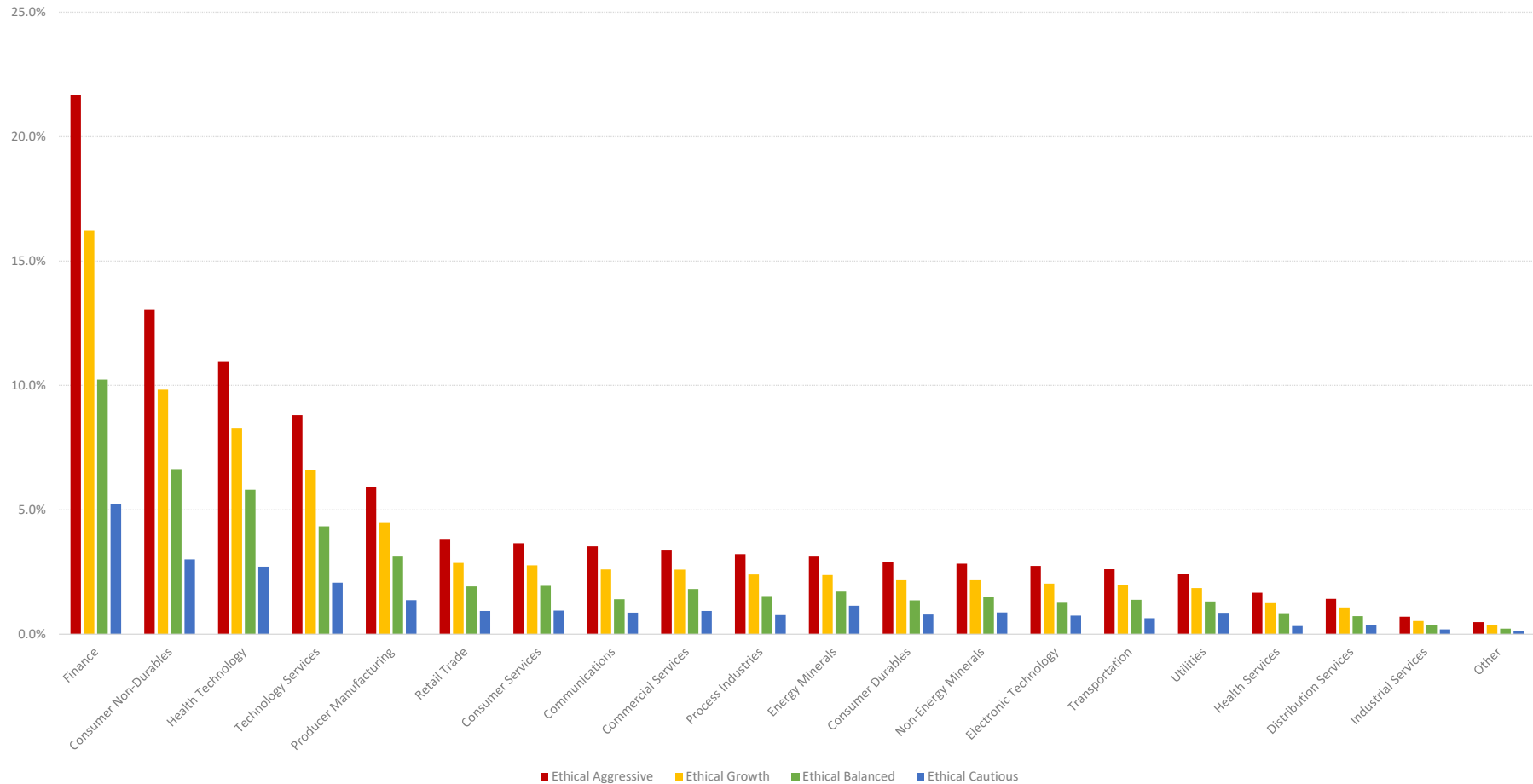
Note: Allocations assume global equities are “risk on”. If global equities are “risk off”, allocations to the listed companies will be reduced and portfolio cash will be increased.

## iFunds Ethical Portfolios - Holdings by sector 31<sup>st</sup> December 2019

Sector	Cautious holding (%)	Balanced holding (%)	Growth holding (%)	Aggressive holding (%)
Finance	5.2%	10.2%	16.2%	21.7%
Consumer Non-Durables	3.0%	6.6%	9.8%	13.0%
Health Technology	2.7%	5.8%	8.3%	11.0%
Technology Services	2.1%	4.3%	6.6%	8.8%
Producer Manufacturing	1.4%	3.1%	4.5%	5.9%
Retail Trade	0.9%	1.9%	2.9%	3.8%
Consumer Services	1.0%	1.9%	2.8%	3.7%
Communications	0.9%	1.4%	2.6%	3.5%
Commercial Services	0.9%	1.8%	2.6%	3.4%
Process Industries	0.8%	1.5%	2.4%	3.2%
Energy Minerals	1.2%	1.7%	2.4%	3.1%
Consumer Durables	0.8%	1.4%	2.2%	2.9%
Non-Energy Minerals	0.9%	1.5%	2.2%	2.8%
Electronic Technology	0.7%	1.3%	2.0%	2.7%
Transportation	0.6%	1.4%	2.0%	2.6%
Utilities	0.9%	1.3%	1.9%	2.4%
Health Services	0.3%	0.8%	1.3%	1.7%
Distribution Services	0.4%	0.7%	1.1%	1.4%
Industrial Services	0.2%	0.4%	0.5%	0.7%
Other	0.1%	0.2%	0.4%	0.5%

Note: Allocations assume global equities are “risk on”. If global equities are “risk off”, allocations to the listed companies will be reduced and portfolio cash will be increased.

## iFunds Ethical Portfolios - Holdings by sector 31<sup>st</sup> December 2019



Note: Allocations assume global equities are “risk on”. If global equities are “risk off”, allocations to the listed companies will be reduced and portfolio cash will be increased.

## iFunds Ethical Portfolios - Holdings by geography 31<sup>st</sup> December 2019

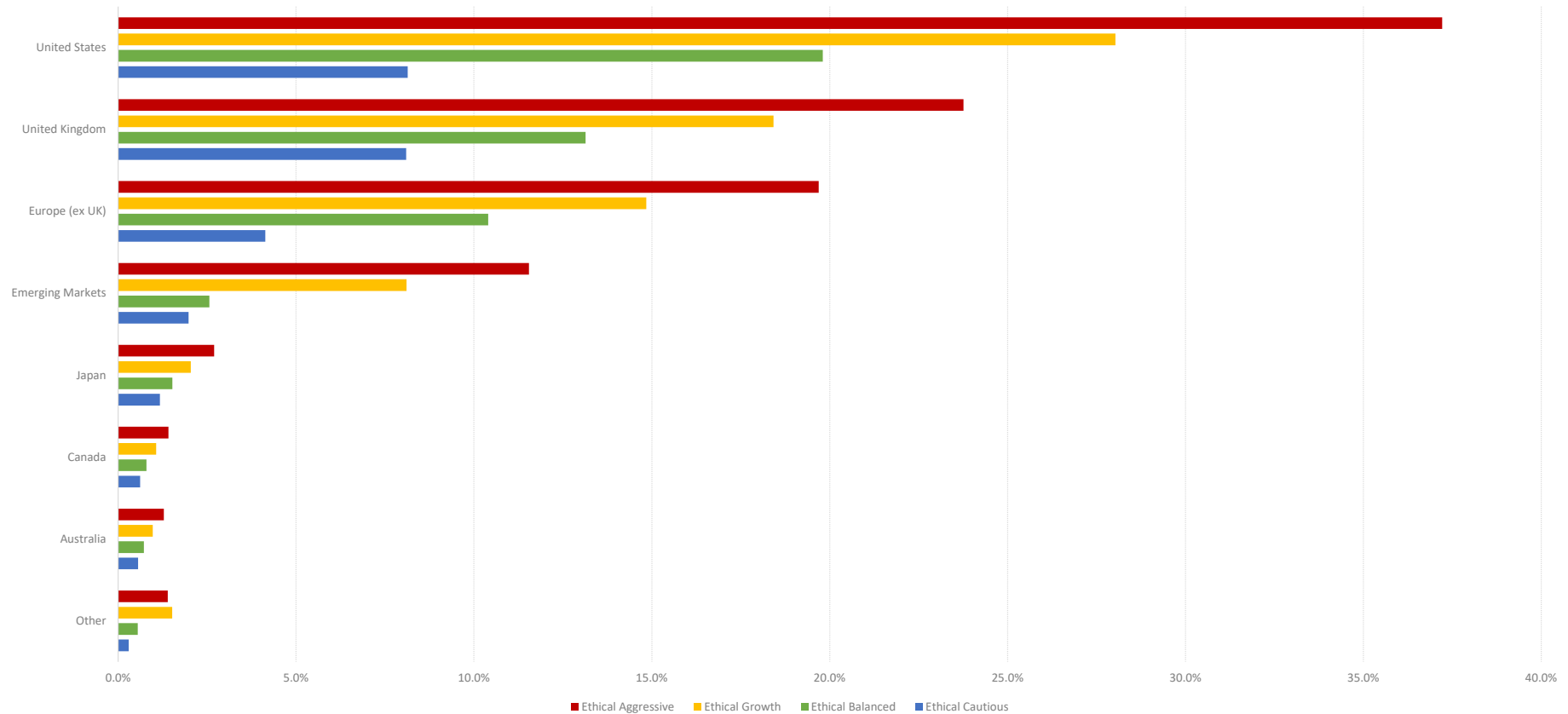
---

Country / region	Cautious holding (%)	Balanced holding (%)	Growth holding (%)	Aggressive holding (%)
United States	8.1%	19.8%	28.0%	37.2%
United Kingdom	8.1%	13.1%	18.4%	23.8%
Europe (ex UK)	4.1%	10.4%	14.8%	19.7%
Emerging Markets	2.0%	2.6%	8.1%	11.5%
Japan	1.2%	1.5%	2.0%	2.7%
Canada	0.6%	0.8%	1.1%	1.4%
Other	0.3%	0.6%	1.5%	1.4%
Australia	0.6%	0.7%	1.0%	1.3%

Note: Allocations assume global equities are “risk on”. If global equities are “risk off”, allocations to the listed companies will be reduced and portfolio cash will be increased.



## iFunds Ethical Portfolios - Holdings by geography 31<sup>st</sup> December 2019



Note: Allocations assume global equities are “risk on”. If global equities are “risk off”, allocations to the listed companies will be reduced and portfolio cash will be increased.

## iFunds Ethical Portfolios - Holdings list 31<sup>st</sup> December 2019

Company	Ticker	Sector	Country	Ethical Cautious	Ethical Balanced	Ethical Growth	Ethical Aggressive
Microsoft Corp Com	MSFT-US	Technology Services	United States	0.89%	1.63%	2.26%	2.99%
Procter & Gamble Co Com	PG-US	Consumer Non-Durables	United States	0.42%	0.98%	1.39%	1.84%
Walt Disney Co Com	DIS-US	Consumer Services	United States	0.35%	0.87%	1.23%	1.63%
Home Depot Inc Com	HD-US	Retail Trade	United States	0.33%	0.84%	1.19%	1.58%
Pepsico Inc Com	PEP-US	Consumer Non-Durables	United States	0.26%	0.68%	0.97%	1.29%
Unilever Plc Ord	ULVR-GB	Consumer Non-Durables	United Kingdom	0.44%	0.67%	0.93%	1.21%
Roche Holding Ag Ord Drc	ROG-CH	Health Technology	Switzerland	0.31%	0.65%	0.91%	1.20%
Relx Plc Ord	REL-GB	Commercial Services	United Kingdom	0.36%	0.65%	0.92%	1.20%
Glaxosmithkline Plc Ord	GSK-GB	Health Technology	United Kingdom	0.41%	0.63%	0.89%	1.14%
Astrazeneca Plc Ord	AZN-GB	Health Technology	United Kingdom	0.40%	0.63%	0.88%	1.13%
Adobe Inc Com	ADBE-US	Technology Services	United States	0.22%	0.59%	0.84%	1.11%
Rio Tinto Plc Ord	RIO-GB	Non-Energy Minerals	United Kingdom	0.39%	0.61%	0.85%	1.09%
Bp Plc Ord	BP-GB	Energy Minerals	United Kingdom	0.38%	0.59%	0.82%	1.06%
Taiwan Semiconductor Mfg Co Ltd Ord	2330-TW	Electronic Technology	Taiwan	0.29%	0.38%	0.74%	1.02%
Salesforce Com Inc Com	CRM-US	Technology Services	United States	0.20%	0.53%	0.76%	1.01%
Amgen Inc Com	AMGN-US	Health Technology	United States	0.19%	0.51%	0.72%	0.95%
Nvidia Corp Com	NVDA-US	Electronic Technology	United States	0.19%	0.50%	0.72%	0.95%
Reckitt Benckiser Group Plc Ord	RB-GB	Consumer Non-Durables	United Kingdom	0.33%	0.52%	0.73%	0.94%
Vodafone Group Plc Ord	VOD-GB	Communications	United Kingdom	0.32%	0.49%	0.69%	0.89%
Accenture Plc Cl A	ACN-US	Technology Services	Ireland	0.18%	0.47%	0.66%	0.88%
Asml Holding Nv Ord	ASML-NL	Producer Manufacturing	Netherlands	0.17%	0.46%	0.66%	0.87%
Nike Inc Cl B	NKE-US	Consumer Non-Durables	United States	0.17%	0.45%	0.65%	0.86%
Sap Se Ord	SAP-DE	Technology Services	Germany	0.18%	0.45%	0.64%	0.85%
National Grid Plc Ord	NG-GB	Utilities	United Kingdom	0.31%	0.47%	0.66%	0.85%
Novo Nordisk As Ord B	NOVO.B-DK	Health Technology	Denmark	0.15%	0.42%	0.60%	0.79%
Prudential Plc Ord	PRU-GB	Finance	United Kingdom	0.28%	0.43%	0.61%	0.78%
Allianz Se Ord Reg	ALV-DE	Finance	Germany	0.14%	0.40%	0.57%	0.75%
London Stock Exchange Group Ord	LSE-GB	Finance	United Kingdom	0.22%	0.41%	0.57%	0.74%
Siemens Ag Ord	SIE-DE	Producer Manufacturing	Germany	0.13%	0.39%	0.55%	0.74%

## iFunds Ethical Portfolios - Holdings list 31<sup>st</sup> December 2019

Company	Ticker	Sector	Country	Ethical Cautious	Ethical Balanced	Ethical Growth	Ethical Aggressive
American Tower Corp Cl A	AMT-US	Finance	United States	0.14%	0.36%	0.51%	0.68%
Barclays Plc Ord	BARC-GB	Finance	United Kingdom	0.23%	0.36%	0.51%	0.65%
American Express Co Com	AXP-US	Finance	United States	0.12%	0.32%	0.46%	0.61%
Naspers Ltd Ord N	NPN-ZA	Communications	South Africa	0.10%	0.13%	0.42%	0.60%
Standard Chartered Plc Ord	STAN-GB	Finance	United Kingdom	0.18%	0.32%	0.46%	0.59%
Loreal Sa Ord	OR-FR	Consumer Non-Durables	France	0.10%	0.29%	0.42%	0.56%
Caterpillar Inc Com	CAT-US	Producer Manufacturing	United States	0.11%	0.29%	0.41%	0.55%
United Parcel Service Inc Cl B	UPS-US	Transportation	United States	0.11%	0.29%	0.41%	0.55%
Housing Development Fin (Hdfc) Ord	500010-IN	Finance	India	0.08%	0.10%	0.37%	0.53%
Cigna Corp Com	CI-US	Health Services	United States	0.11%	0.28%	0.40%	0.53%
Gilead Sciences Inc Com	GILD-US	Health Technology	United States	0.11%	0.28%	0.40%	0.53%
Ferguson Plc Ord	FERG-GB	Distribution Services	Jersey	0.15%	0.28%	0.39%	0.51%
Becton Dickinson & Co Com	BDX-US	Health Technology	United States	0.10%	0.26%	0.37%	0.50%
Mcdonalds Corp Com	MCD-US	Consumer Services	United States	0.21%	0.28%	0.37%	0.49%
Cme Group Inc Cl A	CME-US	Finance	United States	0.10%	0.26%	0.37%	0.49%
Anglo American Plc Ord	AAL-GB	Non-Energy Minerals	United Kingdom	0.17%	0.27%	0.37%	0.48%
Adidas Ag Ord Reg	ADS-DE	Consumer Non-Durables	Germany	0.08%	0.25%	0.35%	0.47%
Chubb Ltd Com	CB-US	Finance	Switzerland	0.09%	0.24%	0.35%	0.46%
Tesla Inc Com	TSLA-US	Consumer Durables	United States	0.09%	0.24%	0.34%	0.46%
Pnc Financial Services Group Com	PNC-US	Finance	United States	0.09%	0.24%	0.34%	0.45%
Zoetis Inc Cl A	ZTS-US	Health Technology	United States	0.09%	0.23%	0.33%	0.44%
Schneider Electric Se Ord	SU-FR	Producer Manufacturing	France	0.08%	0.22%	0.32%	0.42%
Blackrock Inc Cl A	BLK-US	Finance	United States	0.08%	0.21%	0.31%	0.41%
Vertex Pharmaceuticals Inc Com	VRTX-US	Health Technology	United States	0.08%	0.21%	0.30%	0.40%
Wpp Plc Ord	WPP-GB	Commercial Services	Jersey	0.12%	0.22%	0.31%	0.40%
Total Sa Ord	FP-FR	Energy Minerals	France	0.17%	0.22%	0.30%	0.39%
Prologis Inc Com	PLD-US	Finance	United States	0.08%	0.21%	0.30%	0.39%
Cash/Short-Term Investments	CASH_USD		#N/A	0.11%	0.19%	0.29%	0.39%
Csx Corp Com	CSX-US	Transportation	United States	0.08%	0.20%	0.29%	0.39%

## iFunds Ethical Portfolios - Holdings list 31<sup>st</sup> December 2019

Company	Ticker	Sector	Country	Ethical Cautious	Ethical Balanced	Ethical Growth	Ethical Aggressive
Illinois Tool Works Inc Com	ITW-US	Producer Manufacturing	United States	0.08%	0.20%	0.29%	0.39%
Axa Sa Ord	CS-FR	Finance	France	0.07%	0.20%	0.29%	0.38%
Colgate Palmolive Co Com	CL-US	Consumer Non-Durables	United States	0.08%	0.20%	0.29%	0.38%
Infosys (Infosys Tech) Ltd Ord	500209-IN	Technology Services	India	0.05%	0.06%	0.26%	0.38%
Sse Plc Ord	SSE-GB	Utilities	United Kingdom	0.14%	0.21%	0.29%	0.38%
Marsh & McLennan Cos Inc Com	MMC-US	Finance	United States	0.07%	0.20%	0.28%	0.37%
Danone (Groupe Danone) Sa Ord	BN-FR	Consumer Non-Durables	France	0.07%	0.20%	0.28%	0.37%
Legal & General Group Plc Ord	LGEM-GB	Finance	United Kingdom	0.13%	0.21%	0.29%	0.37%
Unilever Nv Ord Brr	UNA-NL	Consumer Non-Durables	Netherlands	0.00%	0.18%	0.27%	0.36%
Norfolk Southern Corp Com	NSC-US	Transportation	United States	0.07%	0.19%	0.27%	0.36%
Linde Plc Com	LIN-US	Process Industries	Ireland	0.15%	0.20%	0.26%	0.35%
Biogen Inc Com	BIIB-US	Health Technology	United States	0.07%	0.19%	0.26%	0.35%
Deere & Co Com	DE-US	Producer Manufacturing	United States	0.07%	0.18%	0.26%	0.35%
Banco Bradesco Sa Ord Pfd	BBDC4-BR	Finance	Brazil	0.04%	0.06%	0.24%	0.34%
Aviva Plc Ord	AV-GB	Finance	United Kingdom	0.12%	0.19%	0.26%	0.34%
Ecolab Inc Com	ECL-US	Process Industries	United States	0.07%	0.18%	0.25%	0.33%
Essilorluxottica Sa Ord	EL-FR	Health Technology	France	0.06%	0.17%	0.25%	0.33%
Equinix Inc Com	EQIX-US	Finance	United States	0.07%	0.18%	0.25%	0.33%
Bt Group Plc Ord	BT.A-GB	Communications	United Kingdom	0.12%	0.18%	0.26%	0.33%
Kimberly Clark Corp Com	KMB-US	Consumer Non-Durables	United States	0.07%	0.17%	0.25%	0.33%
Edwards Lifesciences Corp Com	EW-US	Health Technology	United States	0.06%	0.17%	0.25%	0.33%
Muenchener Rueckver Ord Reg	MUV2-DE	Finance	Germany	0.06%	0.17%	0.24%	0.32%
Phillips 66 Com	PSX-US	Energy Minerals	United States	0.06%	0.16%	0.23%	0.31%
Intertek Group Plc Ord	ITRK-GB	Commercial Services	United Kingdom	0.09%	0.16%	0.23%	0.30%
Segro Plc Ord	SGRO-GB	Finance	United Kingdom	0.09%	0.16%	0.23%	0.30%
Burberry Group Plc Ord	BRBY-GB	Consumer Non-Durables	United Kingdom	0.09%	0.16%	0.23%	0.30%
Tata Consultancy Services Ltd Ord	532540-IN	Technology Services	India	0.04%	0.05%	0.20%	0.29%
Csl Ltd Ord	CSL-AU	Health Technology	Australia	0.13%	0.16%	0.22%	0.29%
Moodys Corp Com	MCO-US	Commercial Services	United States	0.06%	0.15%	0.22%	0.29%

## iFunds Ethical Portfolios - Holdings list 31<sup>st</sup> December 2019

Company	Ticker	Sector	Country	Ethical Cautious	Ethical Balanced	Ethical Growth	Ethical Aggressive
Intesa Sanpaolo Spa Ord	ISP-IT	Finance	Italy	0.05%	0.15%	0.22%	0.29%
Sony Corp Ord	6758-JP	Consumer Durables	Japan	0.12%	0.16%	0.21%	0.28%
Industria De Diseno Textil Sa Ord	ITX-ES	Consumer Non-Durables	Spain	0.05%	0.15%	0.21%	0.28%
Intercontinental Hotels Group Ord	IHG-GB	Consumer Services	United Kingdom	0.08%	0.15%	0.21%	0.27%
Banco Bilbao Vizcaya Arg Ord	BBVA-ES	Finance	Spain	0.05%	0.14%	0.20%	0.27%
Hca Healthcare Inc Com	HCA-US	Health Services	United States	0.05%	0.14%	0.20%	0.26%
Bank Of New York Mellon Corp Com	BK-US	Finance	United States	0.05%	0.14%	0.20%	0.26%
Pt Bank Central Asia Ord	BBCA-ID	Finance	Indonesia	0.03%	0.04%	0.18%	0.26%
Prudential Financial Inc Com	PRU-US	Finance	United States	0.05%	0.13%	0.19%	0.25%
Barratt Developments Plc Ord	BDEV-GB	Consumer Durables	United Kingdom	0.08%	0.14%	0.19%	0.25%
Swiss Re Ag Ord	SREN-CH	Finance	Switzerland	0.04%	0.13%	0.19%	0.25%
Mondi Plc Ord	MNDI-GB	Process Industries	United Kingdom	0.07%	0.13%	0.19%	0.24%
Travelers Cos Inc Cl A	TRV-US	Finance	United States	0.05%	0.13%	0.18%	0.24%
Newmont Corp Com	NEM-US	Non-Energy Minerals	United States	0.05%	0.13%	0.18%	0.24%
Naver Corp Ord	035420-KR	Technology Services	South Korea	0.03%	0.04%	0.16%	0.24%
3I Group Plc Ord	III-GB	Finance	United Kingdom	0.08%	0.13%	0.18%	0.23%
Deutsche Boerse Ag Ord Reg	DB1-DE	Finance	Germany	0.04%	0.12%	0.17%	0.23%
Informa Plc Ord	INF-GB	Consumer Services	United Kingdom	0.08%	0.13%	0.18%	0.23%
Royal Bank Of Scotland Group Ord	RBS-GB	Finance	United Kingdom	0.08%	0.13%	0.18%	0.23%
Crh Plc Ord	CRH-GB	Non-Energy Minerals	Ireland	0.04%	0.12%	0.17%	0.22%
B3 Sa Brasil Bolsa Balcao Ord	B3SA3-BR	Finance	Brazil	0.03%	0.04%	0.15%	0.22%
Conocophillips Com	COP-US	Energy Minerals	United States	0.10%	0.13%	0.17%	0.22%
Johnson Controls Intl Plc Com	JCI-US	Commercial Services	Ireland	0.04%	0.12%	0.16%	0.22%
Givaudan Sa Ord	GIVN-CH	Consumer Non-Durables	Switzerland	0.04%	0.11%	0.16%	0.22%
General Mills Inc Com	GIS-US	Consumer Non-Durables	United States	0.04%	0.11%	0.16%	0.22%
Ingersoll Rand Plc Ord	IR-US	Producer Manufacturing	Ireland	0.04%	0.11%	0.16%	0.21%
Vf Corp Com	VFC-US	Consumer Non-Durables	United States	0.04%	0.11%	0.16%	0.21%
Lonza Group Ag Ord Reg	LONN-CH	Health Technology	Switzerland	0.04%	0.11%	0.16%	0.21%
Bank Of Nova Scotia Com	BNS-CA	Finance	Canada	0.09%	0.12%	0.16%	0.21%

## iFunds Ethical Portfolios - Holdings list 31<sup>st</sup> December 2019

Company	Ticker	Sector	Country	Ethical Cautious	Ethical Balanced	Ethical Growth	Ethical Aggressive
Canadian National Railway Co Com	CNR-CA	Transportation	Canada	0.09%	0.12%	0.16%	0.21%
Orange Ord	ORA-FR	Communications	France	0.04%	0.11%	0.16%	0.21%
Oneok Inc Com	OKE-US	Industrial Services	United States	0.04%	0.11%	0.16%	0.21%
T Rowe Price Group Inc Com	TROW-US	Finance	United States	0.04%	0.11%	0.16%	0.21%
Associated British Foods Ord	ABF-GB	Consumer Non-Durables	United Kingdom	0.07%	0.11%	0.16%	0.20%
State Street Corp Com	STT-US	Finance	United States	0.04%	0.11%	0.15%	0.20%
Hilton Worldwide Holdings Inc Com	HLT-US	Consumer Services	United States	0.04%	0.11%	0.15%	0.20%
Croda International Plc Ord	CRDA-GB	Process Industries	United Kingdom	0.06%	0.11%	0.15%	0.20%
Ihs Markit Ltd Com	INFO-US	Commercial Services	Bermuda	0.04%	0.11%	0.15%	0.20%
Dcc Plc Ord	DCC-GB	Producer Manufacturing	Ireland	0.06%	0.11%	0.15%	0.20%
Next Plc Ord	NXT-GB	Retail Trade	United Kingdom	0.07%	0.11%	0.15%	0.20%
Hindustan Unilever Ltd Ord	500696-IN	Consumer Non-Durables	India	0.02%	0.03%	0.13%	0.19%
Fomento Econ Mex (Femsa) Unit 1B/4D	FEMSAUBD-MX	Consumer Non-Durables	Mexico	0.03%	0.03%	0.13%	0.19%
Alcon Inc Com	ALC-CH	Health Services	Switzerland	0.03%	0.10%	0.14%	0.19%
Westpac Banking Corp Ord	WBC-AU	Finance	Australia	0.08%	0.11%	0.14%	0.19%
Taylor Wimpey Plc Ord	TW-GB	Consumer Durables	United Kingdom	0.05%	0.10%	0.14%	0.19%
Berkeley Group Holdings Plc Unit	BKG-GB	Consumer Durables	United Kingdom	0.06%	0.10%	0.14%	0.19%
Rentokil Initial Plc Ord	RTO-GB	Commercial Services	United Kingdom	0.07%	0.10%	0.14%	0.19%
Taiwan Semiconductor Mfg Co Ltd Adr	TSM-US	Electronic Technology	Taiwan	0.08%	0.10%	0.14%	0.19%
Agilent Technologies Inc Com	A-US	Health Technology	United States	0.04%	0.10%	0.14%	0.18%
Iqvia Holdings Inc Com	IQV-US	Health Services	United States	0.04%	0.10%	0.14%	0.18%
Centene Corp Com	CNC-US	Health Services	United States	0.04%	0.09%	0.13%	0.18%
Charles Schwab Corp Com	SCHW-US	Finance	United States	0.08%	0.10%	0.13%	0.18%
Sage Group Plc Ord	SGE-GB	Technology Services	United Kingdom	0.06%	0.10%	0.13%	0.17%
Sherwin Williams Co Com	SHW-US	Process Industries	United States	0.00%	0.09%	0.13%	0.17%
Cummins Inc Com	CMI-US	Producer Manufacturing	United States	0.03%	0.09%	0.13%	0.17%
Johnson Matthey Plc Ord	JMAT-GB	Process Industries	United Kingdom	0.05%	0.09%	0.13%	0.17%
Kb Financial Group Inc Ord	105560-KR	Finance	South Korea	0.02%	0.03%	0.12%	0.17%
Coca Cola Hbc Ag Ord	CCH-GB	Consumer Non-Durables	Switzerland	0.05%	0.09%	0.13%	0.17%

## iFunds Ethical Portfolios - Holdings list 31<sup>st</sup> December 2019

Company	Ticker	Sector	Country	Ethical Cautious	Ethical Balanced	Ethical Growth	Ethical Aggressive
Koninklijke Dsm Nv Ord	DSM-NL	Process Industries	Netherlands	0.03%	0.09%	0.13%	0.17%
Akzo Nobel Nv Ord	AKZA-NL	Process Industries	Netherlands	0.03%	0.09%	0.13%	0.17%
Whitbread Plc Ord	WTB-GB	Consumer Services	United Kingdom	0.05%	0.09%	0.13%	0.17%
Shinhan Financial Group Ord	055550-KR	Finance	South Korea	0.02%	0.03%	0.11%	0.17%
Deutsche Post Ag Ord Reg	DPW-DE	Transportation	Germany	0.00%	0.08%	0.12%	0.16%
Idexx Laboratories Inc Com	IDXX-US	Health Technology	United States	0.03%	0.09%	0.12%	0.16%
Suncor Energy Inc Com	SU-CA	Energy Minerals	Canada	0.07%	0.09%	0.12%	0.16%
Itv Plc Ord	ITV-GB	Consumer Services	United Kingdom	0.05%	0.09%	0.12%	0.16%
Kddi Corp (Ddi) Ord	9433-JP	Communications	Japan	0.07%	0.09%	0.12%	0.16%
Rockwell Automation Inc Com	ROK-US	Producer Manufacturing	United States	0.03%	0.08%	0.12%	0.16%
Standard Life Aberdeen Plc Ord	SLA-GB	Finance	United Kingdom	0.06%	0.09%	0.12%	0.16%
Cerner Corp Com	CERN-US	Technology Services	United States	0.03%	0.08%	0.12%	0.16%
Bank Of Montreal Com	BMO-CA	Finance	Canada	0.07%	0.09%	0.12%	0.16%
Standard Bank Group Ltd Ord	SBK-ZA	Finance	South Africa	0.02%	0.03%	0.11%	0.16%
Unibail Rodamco Westfield (Wfd) Ord	URW-NL	Finance	Netherlands	0.03%	0.08%	0.12%	0.16%
Essity Ab Ord B	ESSITY.B-SE	Consumer Non-Durables	Sweden	0.03%	0.08%	0.12%	0.16%
Public Bank Bhd Ord	1295-MY	Finance	Malaysia	0.02%	0.03%	0.11%	0.15%
Meituan Dianping Ord B	3690-HK	Technology Services	Cayman Islands	0.02%	0.03%	0.11%	0.15%
Resmed Inc Com	RMD-US	Health Technology	United States	0.03%	0.08%	0.11%	0.15%
Marriott International Inc Cl A	MAR-US	Consumer Services	United States	0.00%	0.07%	0.11%	0.15%
Firststrand Ltd Ord	FSR-ZA	Finance	South Africa	0.02%	0.03%	0.10%	0.15%
Smiths Group Plc Ord	SMIN-GB	Producer Manufacturing	United Kingdom	0.05%	0.08%	0.11%	0.15%
Land Securities Group Plc Ord	LAND-GB	Finance	United Kingdom	0.05%	0.08%	0.11%	0.15%
Northern Trust Corp Com	NTRS-US	Finance	United States	0.03%	0.08%	0.11%	0.14%
Kerry Group Plc Ord A	KRZ-IE	Consumer Non-Durables	Ireland	0.02%	0.08%	0.11%	0.14%
Ball Corp Com	BLL-US	Process Industries	United States	0.03%	0.08%	0.11%	0.14%
Align Technology Inc Com	ALGN-US	Health Technology	United States	0.03%	0.08%	0.11%	0.14%
Fastenal Co Com	FAST-US	Distribution Services	United States	0.03%	0.08%	0.11%	0.14%
Spirax Sarco Engineering Plc Ord	SPX-GB	Producer Manufacturing	United Kingdom	0.05%	0.08%	0.11%	0.14%

## iFunds Ethical Portfolios - Holdings list 31<sup>st</sup> December 2019

Company	Ticker	Sector	Country	Ethical Cautious	Ethical Balanced	Ethical Growth	Ethical Aggressive
Best Buy Inc Com	BBY-US	Retail Trade	United States	0.03%	0.07%	0.11%	0.14%
Wm Morrison Supermarkets Plc Ord	MRW-GB	Retail Trade	United Kingdom	0.04%	0.08%	0.11%	0.14%
Kbc Group Nv Ord	KBC-BE	Finance	Belgium	0.03%	0.07%	0.10%	0.14%
M&T Bank Corp Com	MTB-US	Finance	United States	0.03%	0.07%	0.10%	0.14%
Henkel Ag & Co KgaA Pfd Non Vtg	HEN3-DE	Consumer Non-Durables	Germany	0.02%	0.07%	0.10%	0.14%
Honda Motor Co Ltd Ord	7267-JP	Consumer Durables	Japan	0.06%	0.08%	0.10%	0.14%
Vestas Wind Systems As Ord	VWS-DK	Producer Manufacturing	Denmark	0.02%	0.07%	0.10%	0.14%
Lg Chemical Ltd Ord	051910-KR	Process Industries	South Korea	0.02%	0.02%	0.09%	0.14%
Kingfisher Plc Ord	KGF-GB	Retail Trade	United Kingdom	0.04%	0.07%	0.11%	0.14%
Chunghwa Telecom Co Ltd Ord	2412-TW	Communications	Taiwan	0.02%	0.02%	0.09%	0.14%
Allstate Corp Com	ALL-US	Finance	United States	0.00%	0.07%	0.10%	0.14%
Mccormick & Co Inc Com Non Vtg	MKC-US	Consumer Non-Durables	United States	0.03%	0.07%	0.10%	0.14%
Nintendo Co Ltd Ord	7974-JP	Consumer Durables	Japan	0.06%	0.08%	0.10%	0.14%
Pt Bank Rakyat Indonesia Tbk Ord B	BBRI-ID	Finance	Indonesia	0.00%	0.00%	0.09%	0.14%
Clorox Co Com	CLX-US	Consumer Non-Durables	United States	0.03%	0.07%	0.10%	0.13%
Mettler Toledo International Com	MTD-US	Health Technology	United States	0.03%	0.07%	0.10%	0.13%
Sempra Energy Com	SRE-US	Utilities	United States	0.06%	0.07%	0.10%	0.13%
Hong Kong Exchanges & Clearing Ord	388-HK	Finance	Hong Kong	0.06%	0.07%	0.10%	0.13%
Ocado Group Plc Ord	OCDO-GB	Retail Trade	United Kingdom	0.05%	0.07%	0.10%	0.13%
Keycorp Com	KEY-US	Finance	United States	0.03%	0.07%	0.10%	0.13%
Cbre Group Inc Com	CBRE-US	Finance	United States	0.03%	0.07%	0.10%	0.13%
Schroders Plc Ord	SDR-GB	Finance	United Kingdom	0.04%	0.07%	0.10%	0.13%
Kao Corp Ord	4452-JP	Consumer Non-Durables	Japan	0.05%	0.07%	0.09%	0.13%
Merck KgaA Ord	MRK-DE		Germany	0.02%	0.07%	0.09%	0.12%
Rsa Insurance Group Plc Ord	RSA-GB	Finance	United Kingdom	0.04%	0.07%	0.10%	0.12%
Kellogg Co Com	K-US	Consumer Non-Durables	United States	0.02%	0.06%	0.09%	0.12%
Neste Corp Ord	NESTE-FI	Energy Minerals	Finland	0.02%	0.06%	0.09%	0.12%
Lg Household & Health Care Ltd Ord	051900-KR	Consumer Non-Durables	South Korea	0.02%	0.02%	0.08%	0.12%
First Abu Dhabi Bk (Nation Bk) Ord	FAB-AE	Finance	United Arab Emirates	0.01%	0.02%	0.08%	0.12%



## iFunds Ethical Portfolios - Holdings list 31<sup>st</sup> December 2019

Company	Ticker	Sector	Country	Ethical Cautious	Ethical Balanced	Ethical Growth	Ethical Aggressive
J Sainsbury Plc Ord	SBRY-GB	Retail Trade	United Kingdom	0.03%	0.06%	0.09%	0.12%
Skandinaviska Enskilda Banken Ord A	SEB.A-SE	Finance	Sweden	0.02%	0.06%	0.09%	0.12%
Ntt Docomo Inc Ord	9437-JP	Communications	Japan	0.05%	0.06%	0.09%	0.12%
Lojas Renner Sa Ord	LREN3-BR	Retail Trade	Brazil	0.02%	0.02%	0.08%	0.12%
Canadian Imperial Bank Commerce Com	CM-CA	Finance	Canada	0.05%	0.06%	0.09%	0.11%
Coloplast As Ord B Reg	COLO.B-DK	Health Technology	Denmark	0.02%	0.06%	0.08%	0.11%
British Land Co Plc Reit	BLND-GB	Finance	United Kingdom	0.04%	0.06%	0.09%	0.11%
Cooper Companies Inc Com	COO-US	Health Technology	United States	0.02%	0.06%	0.08%	0.11%
Marks & Spencer Group Plc Ord	MKS-GB	Retail Trade	United Kingdom	0.03%	0.06%	0.08%	0.11%
Tokyo Electron Ltd Ord	8035-JP	Electronic Technology	Japan	0.05%	0.06%	0.08%	0.11%
Murata Manufacturing Co Ltd Ord	6981-JP		Japan	0.05%	0.06%	0.08%	0.11%
Daikin Industries Ltd Ord	6367-JP	Producer Manufacturing	Japan	0.05%	0.06%	0.08%	0.11%
Cardinal Health Inc Com	CAH-US	Distribution Services	United States	0.02%	0.06%	0.08%	0.11%
Dbz Group Holdings Ltd Ord	D05-SG	Finance	Singapore	0.05%	0.06%	0.08%	0.11%
Pt Bank Mandiri Persero Tbk Ord	BMRI-ID	Finance	Indonesia	0.01%	0.02%	0.08%	0.11%
Teleperformance Sa Ord	TEP-FR	Commercial Services	France	0.02%	0.06%	0.08%	0.11%
Kansas City Southern Com	KSU-US	Transportation	United States	0.02%	0.06%	0.08%	0.11%
Geely Automobile Hldgs Ltd Ord	175-HK	Consumer Durables	Cayman Islands	0.01%	0.02%	0.08%	0.11%
E Sun Financial Holding Co Ord	2884-TW	Finance	Taiwan	0.01%	0.02%	0.07%	0.11%
Swisscom Ag Ord Reg	SCMN-CH	Communications	Switzerland	0.02%	0.06%	0.08%	0.11%
Mercadolibre Inc Com	MELI-US	Technology Services	United States	0.00%	0.05%	0.08%	0.11%
W W Grainger Inc Com	GWV-US	Distribution Services	United States	0.02%	0.06%	0.08%	0.11%
Principal Financial Group Inc Com	PFG-US	Finance	United States	0.02%	0.05%	0.08%	0.10%
Mtn Group Ltd Ord	MTN-ZA	Communications	South Africa	0.01%	0.02%	0.07%	0.10%
Bellway Plc Ord	BWY-GB	Consumer Durables	United Kingdom	0.04%	0.06%	0.08%	0.10%
Ds Smith Plc Ord	SMDS-GB	Process Industries	United Kingdom	0.04%	0.06%	0.08%	0.10%
Intermediate Capital Group Plc Ord	ICP-GB	Finance	United Kingdom	0.04%	0.06%	0.08%	0.10%
Astellas Pharma Inc Ord	4503-JP	Health Technology	Japan	0.04%	0.06%	0.08%	0.10%
Waters Corp Com	WAT-US	Health Technology	United States	0.02%	0.05%	0.08%	0.10%

## iFunds Ethical Portfolios - Holdings list 31<sup>st</sup> December 2019

Company	Ticker	Sector	Country	Ethical Cautious	Ethical Balanced	Ethical Growth	Ethical Aggressive
Macquarie Group Ltd Ord	MQG-AU	Finance	Australia	0.04%	0.06%	0.08%	0.10%
China Steel Corp Ord	2002-TW	Non-Energy Minerals	Taiwan	0.01%	0.02%	0.07%	0.10%
Pt Telekomunikasi Indonesia Ord B	TLKM-ID	Communications	Indonesia	0.00%	0.00%	0.07%	0.10%
Telenor Asa Ord	TEL-NO	Communications	Norway	0.02%	0.05%	0.07%	0.10%
Direct Line Insurance Group Plc Ord	DLG-GB	Finance	United Kingdom	0.03%	0.05%	0.08%	0.10%
Tiffany & Co Com	TIF-US	Retail Trade	United States	0.02%	0.05%	0.07%	0.10%
Quest Diagnostics Inc Com	DGX-US	Health Services	United States	0.02%	0.05%	0.07%	0.10%
Xylem Inc Com	XYL-US	Producer Manufacturing	United States	0.02%	0.05%	0.07%	0.10%
Wec Energy Group Inc Com	WEC-US	Utilities	United States	0.04%	0.05%	0.07%	0.10%
Pearson Plc Ord	PSO-GB	Consumer Services	United Kingdom	0.03%	0.05%	0.07%	0.10%
Coca Cola European Partners Plc Com	CCEP-US	Consumer Non-Durables	United Kingdom	0.02%	0.05%	0.07%	0.09%
Expeditors International (Wa) Com	EXPD-US	Transportation	United States	0.02%	0.05%	0.07%	0.09%
Amerisourcebergen Corp Com	ABC-US	Distribution Services	United States	0.02%	0.05%	0.07%	0.09%
Consolidated Edison Inc Com	ED-US	Utilities	United States	0.04%	0.05%	0.07%	0.09%
Beiersdorf Ag Ord	BEI-DE	Consumer Non-Durables	Germany	0.02%	0.05%	0.07%	0.09%
Dentsply Sirona Inc Com	XRAY-US	Health Technology	United States	0.02%	0.05%	0.07%	0.09%
Howden Joinery Group Plc Ord	HWDN-GB	Retail Trade	United Kingdom	0.03%	0.05%	0.07%	0.09%
Telia (Teliasonera) Co Ab Ord	TELIA-SE	Communications	Sweden	0.02%	0.05%	0.07%	0.09%
Transurban Group Ltd Ord	TCL-AU	Transportation	Australia	0.04%	0.05%	0.07%	0.09%
Steris Plc Com	STE-US	Health Technology	Ireland	0.02%	0.05%	0.07%	0.09%
Varian Medical Systems Inc Com	VAR-US	Health Technology	United States	0.02%	0.05%	0.07%	0.09%
International Flavors & Fragran Com	IFF-US	Consumer Non-Durables	United States	0.02%	0.05%	0.07%	0.09%
Eversource Energy Com	ES-US	Utilities	United States	0.04%	0.05%	0.07%	0.09%
Svb Financial Group Com	SIVB-US	Finance	United States	0.02%	0.05%	0.07%	0.09%
Travis Perkins Plc Ord	TPK-GB	Distribution Services	United Kingdom	0.03%	0.05%	0.07%	0.09%
Hasbro Inc Com	HAS-US	Consumer Durables	United States	0.02%	0.05%	0.06%	0.09%
Ilex Corp Com	IEX-US	Producer Manufacturing	United States	0.02%	0.05%	0.06%	0.09%
Sm Prime Holdings Inc Ord	SMPH-PH	Finance	Philippines	0.01%	0.02%	0.06%	0.09%
Malayan Banking Bhd Ord	1155-MY	Finance	Malaysia	0.01%	0.01%	0.06%	0.09%

## iFunds Ethical Portfolios - Holdings list 31<sup>st</sup> December 2019

Company	Ticker	Sector	Country	Ethical Cautious	Ethical Balanced	Ethical Growth	Ethical Aggressive
Homeserve Plc Ord	HSV-GB	Commercial Services	United Kingdom	0.03%	0.05%	0.07%	0.08%
Antofagasta Plc Ord	ANTO-GB	Non-Energy Minerals	United Kingdom	0.03%	0.05%	0.06%	0.08%
Hiscox Ltd Ord	HSX-GB	Finance	Bermuda	0.03%	0.05%	0.06%	0.08%
Mowi (Marine Harvest) Asa Ord	MOWI-NO	Process Industries	Norway	0.01%	0.04%	0.06%	0.08%
Ally Financial Inc Com	ALLY-US	Finance	United States	0.02%	0.04%	0.06%	0.08%
Vmware Inc Cl A	VMW-US	Technology Services	United States	0.02%	0.04%	0.06%	0.08%
Tate & Lyle Plc Ord	TATE-GB	Consumer Non-Durables	United Kingdom	0.03%	0.04%	0.06%	0.08%
Snam Spa Ord	SRG-IT	Utilities	Italy	0.01%	0.04%	0.06%	0.08%
Asian Paints Ltd Ord	500820-IN	Process Industries	India	0.01%	0.01%	0.05%	0.08%
Novozymes As Ord B	NZYM.B-DK	Health Technology	Denmark	0.01%	0.04%	0.06%	0.08%
Allegion Plc Ord	ALLE-US	Producer Manufacturing	Ireland	0.02%	0.04%	0.06%	0.08%
Hartford Financial Services Grp Com	HIG-US	Finance	United States	0.00%	0.04%	0.06%	0.08%
Unite Group Plc Ord	UTG-GB	Finance	United Kingdom	0.03%	0.04%	0.06%	0.08%
Wuxi Biologics Cayman Inc Ord	2269-HK	Health Technology	Cayman Islands	0.01%	0.01%	0.05%	0.08%
Absa Group Ltd Ord	ABG-ZA	Finance	South Africa	0.01%	0.01%	0.05%	0.08%
Siam Cement Public Co Ltd Nvdr	SCC.R-TH	Process Industries	Thailand	0.00%	0.00%	0.05%	0.08%
Pioneer Natural Resources Co Com	PXD-US	Energy Minerals	United States	0.03%	0.04%	0.06%	0.07%
Trimble Inc Com	TRMB-US	Electronic Technology	United States	0.02%	0.04%	0.06%	0.07%
Ch Robinson Worldwide Inc Com	CHRW-US	Transportation	United States	0.01%	0.04%	0.06%	0.07%
Easyjet Plc Ord	EZJ-GB	Transportation	United Kingdom	0.02%	0.04%	0.06%	0.07%
Weg Sa Ord	WEGE3-BR	Producer Manufacturing	Brazil	0.01%	0.01%	0.05%	0.07%
Woodside Petroleum Ltd Ord	WPL-AU	Energy Minerals	Australia	0.03%	0.04%	0.06%	0.07%
Localiza Rent A Car Sa Ord	RENT3-BR	Finance	Brazil	0.01%	0.01%	0.05%	0.07%
Henkel Ag & Co Kga Ord Brr	HEN-DE	Consumer Non-Durables	Germany	0.01%	0.04%	0.05%	0.07%
Terna Rete Elettrica Nazionale Ord	TRN-IT	Utilities	Italy	0.01%	0.04%	0.05%	0.07%
Umicore Ord	UMI-BE	Non-Energy Minerals	Belgium	0.01%	0.04%	0.05%	0.07%
Amorepacific Corp Ord	090430-KR	Consumer Non-Durables	South Korea	0.01%	0.01%	0.05%	0.07%
Tractor Supply Co Com	TSCO-US	Retail Trade	United States	0.01%	0.04%	0.05%	0.07%
Lg Electronics Inc Ord	066570-KR	Consumer Durables	South Korea	0.01%	0.01%	0.05%	0.07%

## iFunds Ethical Portfolios - Holdings list 31<sup>st</sup> December 2019

Company	Ticker	Sector	Country	Ethical Cautious	Ethical Balanced	Ethical Growth	Ethical Aggressive
Comerica Inc Com	CMA-US	Finance	United States	0.01%	0.04%	0.05%	0.07%
Lkq Corp Com	LKQ-US	Consumer Durables	United States	0.01%	0.04%	0.05%	0.07%
Kuehne & Nagel Intl Ag Ord Reg	KNIN-CH	Transportation	Switzerland	0.01%	0.04%	0.05%	0.07%
Henry Schein Inc Com	HSIC-US	Distribution Services	United States	0.01%	0.04%	0.05%	0.07%
Komatsu Ltd Ord	6301-JP	Producer Manufacturing	Japan	0.03%	0.04%	0.05%	0.07%
Repsol Sa Ord Brr	REP-ES	Energy Minerals	Spain	0.03%	0.04%	0.05%	0.07%
Telefonica Brasil Sa Pfd	VIVT4-BR	Communications	Brazil	0.01%	0.01%	0.05%	0.07%
Spectris (Fairey Group) Plc Ord	SXS-GB	Producer Manufacturing	United Kingdom	0.02%	0.04%	0.05%	0.07%
Imi Plc Ord	IMI-GB	Producer Manufacturing	United Kingdom	0.02%	0.04%	0.05%	0.07%
Hotai Motor Co Ord	2207-TW	Consumer Durables	Taiwan	0.01%	0.01%	0.05%	0.07%
Aveva Group Plc Ord	AVV-GB	Technology Services	United Kingdom	0.02%	0.04%	0.05%	0.07%
Convatec Group Plc Ord Reg	CTEC-GB	Health Technology	United Kingdom	0.02%	0.04%	0.05%	0.07%
Factset Research Systems Inc Com	FDS-US	Commercial Services	United States	0.01%	0.04%	0.05%	0.07%
Panasonic Corp Ord	6752-JP	Consumer Durables	Japan	0.03%	0.04%	0.05%	0.07%
Old Mutual Ltd Ord	OMU-ZA	Finance	South Africa	0.01%	0.01%	0.05%	0.07%
Electrocomponents Plc Ord	ECM-GB	Distribution Services	United Kingdom	0.02%	0.04%	0.05%	0.07%
Fortune Brands Home & Security Com	FBHS-US	Producer Manufacturing	United States	0.01%	0.04%	0.05%	0.07%
Vifor Pharma (Galenica) Ag Ord Reg	VIFN-CH	Health Technology	Switzerland	0.01%	0.03%	0.05%	0.07%
Boston Properties Inc Com	BXP-US	Finance	United States	0.03%	0.04%	0.05%	0.07%
Liberty Property Trust Sbi	LPT-US	Finance	United States	0.01%	0.03%	0.05%	0.07%
Lg Corp Ltd Ord	003550-KR	Process Industries	South Korea	0.01%	0.01%	0.05%	0.06%
Sartorius Ag Pfd	SRT3-DE	Health Technology	Germany	0.01%	0.03%	0.05%	0.06%
Cimb Group Holdings Bhd Ord	1023-MY	Finance	Malaysia	0.01%	0.01%	0.04%	0.06%
Investec Plc Ord	INVP-GB	Finance	United Kingdom	0.02%	0.04%	0.05%	0.06%
Vail Resorts Inc Com	MTN-US	Consumer Services	United States	0.01%	0.03%	0.05%	0.06%
Equinor Asa Ord	EQNR-NO	Energy Minerals	Norway	0.03%	0.04%	0.05%	0.06%
Cgi Inc Cl A Sub Vtg	GIB.A-CA	Technology Services	Canada	0.03%	0.04%	0.05%	0.06%
Valeo Sa Ord	FR-FR	Producer Manufacturing	France	0.01%	0.03%	0.05%	0.06%
Samsung Fire & Marine Ins Ord	000810-KR	Finance	South Korea	0.01%	0.01%	0.04%	0.06%

## iFunds Ethical Portfolios - Holdings list 31<sup>st</sup> December 2019

Company	Ticker	Sector	Country	Ethical Cautious	Ethical Balanced	Ethical Growth	Ethical Aggressive
Hewlett Packard Enterprise Co Com	HPE-US	Electronic Technology	United States	0.03%	0.04%	0.05%	0.06%
Rotork Plc Ord	ROR-GB	Producer Manufacturing	United Kingdom	0.02%	0.03%	0.05%	0.06%
National Oilwell Varco Inc Com	NOV-US	Industrial Services	United States	0.01%	0.03%	0.05%	0.06%
President Chain Store Corp Ord	2912-TW	Cash	Cash	0.01%	0.01%	0.04%	0.06%
Michelin Sca Ord Reg	ML-FR	Consumer Durables	France	0.03%	0.03%	0.05%	0.06%
Abu Dhabi Commercial Bank Ord	ADCB-AE	Finance	United Arab Emirates	0.01%	0.01%	0.04%	0.06%
Gecina Sa Ord	GFC-FR	Finance	France	0.01%	0.03%	0.05%	0.06%
Fujitsu Ltd Ord	6702-JP	Technology Services	Japan	0.03%	0.03%	0.05%	0.06%
Iron Mountain Inc Com	IRM-US	Finance	United States	0.01%	0.03%	0.05%	0.06%
Dechra Pharmaceuticals Plc Ord	DPH-GB	Health Technology	United Kingdom	0.02%	0.03%	0.05%	0.06%
Capita Plc Ord	CPI-GB	Commercial Services	United Kingdom	0.02%	0.03%	0.05%	0.06%
Advanced Info Service Pcl Nvdr	ADVANC.R-TH	Communications	Thailand	0.00%	0.00%	0.04%	0.06%
Nedbank Group (Nedcor) Ltd Ord	NED-ZA	Finance	South Africa	0.01%	0.01%	0.04%	0.06%
Mahindra & Mahindra Ltd Ord	500520-IN	Consumer Durables	India	0.01%	0.01%	0.04%	0.06%
Inchcape Plc Ord	INCH-GB	Retail Trade	United Kingdom	0.02%	0.03%	0.05%	0.06%
Franco Nevada Corp Com	FNV-CA	Non-Energy Minerals	Canada	0.03%	0.03%	0.05%	0.06%
Denso Corp Ord	6902-JP	Producer Manufacturing	Japan	0.03%	0.03%	0.05%	0.06%
Wh Smith Plc Ord	SMWH-GB	Retail Trade	United Kingdom	0.02%	0.03%	0.05%	0.06%
Orsted (Dong) Ord	ORSTED-DK	Utilities	Denmark	0.03%	0.03%	0.05%	0.06%
Wood Group (John) Plc Ord	WG-GB	Industrial Services	United Kingdom	0.02%	0.03%	0.05%	0.06%
Liberty Global Plc Cl C	LBTK-US	Consumer Services	United Kingdom	0.01%	0.03%	0.04%	0.06%
Hess Corp Com	HES-US	Energy Minerals	United States	0.03%	0.03%	0.04%	0.06%
Zions Bancorporation Na Com	ZION-US	Finance	United States	0.01%	0.03%	0.04%	0.06%
Fortis Inc Com	FTS-CA	Utilities	Canada	0.03%	0.03%	0.04%	0.06%
Bangkok Dusit Medical Svces Pcl Ndv	BDMS.R-TH	Health Services	Thailand	0.00%	0.00%	0.04%	0.06%
Solvay Sa Ord	SOLB-BE	Process Industries	Belgium	0.01%	0.03%	0.04%	0.06%
Eisai Co Ltd Ord	4523-JP	Health Technology	Japan	0.03%	0.03%	0.04%	0.06%
Taiwan Mobile Co Ltd Ord	3045-TW	Communications	Taiwan	0.01%	0.01%	0.04%	0.06%
Abcam Plc Ord	ABC-GB	Health Technology	United Kingdom	0.02%	0.03%	0.04%	0.06%

## iFunds Ethical Portfolios - Holdings list 31<sup>st</sup> December 2019

Company	Ticker	Sector	Country	Ethical Cautious	Ethical Balanced	Ethical Growth	Ethical Aggressive
Kasikornbank Public Co Ltd Nvdr	KBANK.R-TH	Finance	Thailand	0.01%	0.02%	0.04%	0.06%
Cms Energy Corp Com	CMS-US	Utilities	United States	0.02%	0.03%	0.04%	0.06%
Red Electrica Corp Sa Ord	REE-ES	Utilities	Spain	0.01%	0.03%	0.04%	0.06%
Rogers Communications Inc Cl B Nvtg	RCI.B-CA	Communications	Canada	0.02%	0.03%	0.04%	0.06%
Carmax Inc Com	KMX-US	Retail Trade	United States	0.00%	0.03%	0.04%	0.06%
Technipfmc Plc Ord	FTI-US	Industrial Services	United Kingdom	0.01%	0.03%	0.04%	0.06%
Mosaic Co Com	MOS-US	Process Industries	United States	0.01%	0.03%	0.04%	0.06%
Mohawk Industries Inc Com	MHK-US	Consumer Durables	United States	0.01%	0.03%	0.04%	0.06%
Vodacom Group Ltd Ord	VOD-ZA	Communications	South Africa	0.01%	0.01%	0.04%	0.05%
Daiwa House Industry Co Ltd Ord	1925-JP	Finance	Japan	0.02%	0.03%	0.04%	0.05%
Jazz Pharmaceuticals Plc Ord	JAZZ-US	Health Technology	Ireland	0.01%	0.03%	0.04%	0.05%
Boliden Ab Ord	BOL-SE	Non-Energy Minerals	Sweden	0.01%	0.03%	0.04%	0.05%
Orkla Asa Ord	ORK-NO	Consumer Non-Durables	Norway	0.01%	0.03%	0.04%	0.05%
Ig Group Holdings Plc Ord A	IGG-GB	Finance	United Kingdom	0.02%	0.03%	0.04%	0.05%
China Minsheng Banking Corp Ord H	1988-HK	Finance	China	0.01%	0.01%	0.04%	0.05%
Titan (Titan Industries) Co Ltd Ord	500114-IN	Consumer Durables	India	0.01%	0.01%	0.04%	0.05%
Newcrest Mining Ltd Ord	NCM-AU	Non-Energy Minerals	Australia	0.02%	0.03%	0.04%	0.05%
Sophos Group Plc Ord	SOPH-GB	Technology Services	United Kingdom	0.02%	0.03%	0.04%	0.05%
Tele2 Ab Ord B	TEL2.B-SE	Communications	Sweden	0.01%	0.03%	0.04%	0.05%
Hang Seng Bank Ltd Ord	11-HK	Finance	Hong Kong	0.02%	0.03%	0.04%	0.05%
Upm Kymmene Oyj Ord	UPM-FI	Process Industries	Finland	0.02%	0.03%	0.04%	0.05%
Goodman Group Ord	GMG-AU	Finance	Australia	0.02%	0.03%	0.04%	0.05%
Newell Brands Inc Com	NWL-US	Producer Manufacturing	United States	0.01%	0.03%	0.04%	0.05%
Hays Plc Ord	HAS-GB	Commercial Services	United Kingdom	0.02%	0.03%	0.04%	0.05%
Bunge Ltd Com	BG-US	Process Industries	Bermuda	0.01%	0.03%	0.04%	0.05%
Novatek Jsc Sponsored Gdr Reg S	NVTK-GB	Energy Minerals	Russian Federation	0.02%	0.03%	0.04%	0.05%
Close Brothers Group Plc Ord	CBG-GB	Finance	United Kingdom	0.02%	0.03%	0.04%	0.05%
Boohoo Group Plc Ord	BOO-GB	Retail Trade	Jersey	0.02%	0.03%	0.04%	0.05%
Central Pattana Pcl Nvdr	CPN.R-TH	Finance	Thailand	0.01%	0.01%	0.04%	0.05%

## iFunds Ethical Portfolios - Holdings list 31<sup>st</sup> December 2019

Company	Ticker	Sector	Country	Ethical Cautious	Ethical Balanced	Ethical Growth	Ethical Aggressive
Campbell Soup Co Com	CPB-US	Consumer Non-Durables	United States	0.01%	0.03%	0.04%	0.05%
Nestle India Ltd Ord	500790-IN	Consumer Non-Durables	India	0.01%	0.01%	0.04%	0.05%
Invesco Ltd Com	IVZ-US	Finance	Bermuda	0.01%	0.03%	0.04%	0.05%
Kubota Corp Ord	6326-JP	Producer Manufacturing	Japan	0.02%	0.03%	0.04%	0.05%
Ferrovial Sa Ord	FER-ES	Transportation	Spain	0.02%	0.03%	0.04%	0.05%
Greggs Plc Ord	GRG-GB	Retail Trade	United Kingdom	0.02%	0.03%	0.04%	0.05%
Ashmore Group Plc Ord	ASHM-GB	Finance	United Kingdom	0.02%	0.03%	0.04%	0.05%
Franklin Resources Inc Com	BEN-US	Finance	United States	0.01%	0.03%	0.04%	0.05%
Magna International Inc Cl A	MG-CA	Producer Manufacturing	Canada	0.02%	0.03%	0.04%	0.05%
Britvic Plc Ord	BVIC-GB	Consumer Non-Durables	United Kingdom	0.02%	0.03%	0.04%	0.05%
Bank Polska Kasa Opieki Sa Ord	PEO-PL	Finance	Poland	0.01%	0.01%	0.03%	0.05%
Pvh Corp Com	PVH-US	Consumer Non-Durables	United States	0.01%	0.03%	0.04%	0.05%
Robert Half International Inc Com	RHI-US	Commercial Services	United States	0.01%	0.03%	0.04%	0.05%
Clicks Group Ltd Ord	CLS-ZA	Retail Trade	South Africa	0.01%	0.01%	0.03%	0.05%
Signature Bank/Ny Com	SBNY-US	Finance	United States	0.01%	0.03%	0.04%	0.05%
Taishin Financial Holdings Co Ord	2887-TW	Finance	Taiwan	0.01%	0.01%	0.03%	0.05%
Grafton Group Plc Ord Unit	GFTU-GB	Distribution Services	Ireland	0.02%	0.03%	0.04%	0.05%
Garmin Ltd Com	GRMN-US	Electronic Technology	Switzerland	0.00%	0.02%	0.03%	0.05%
Baker Hughes Co Cl A	BKR-US	Industrial Services	United States	0.02%	0.03%	0.03%	0.05%
Intouch Holdings Pcl Nvdr	INTUCH.R-TH	Electronic Technology	Thailand	0.01%	0.01%	0.03%	0.05%
Peoples United Financial Inc Com	PBCT-US	Finance	United States	0.01%	0.02%	0.03%	0.05%
Growthpoint Properties Ltd Ord	GRT-ZA	Finance	South Africa	0.01%	0.01%	0.03%	0.05%
Bidvest Group Ltd Ord	BVT-ZA	Commercial Services	South Africa	0.01%	0.01%	0.03%	0.05%
Owens Corning Com	OC-US	Non-Energy Minerals	United States	0.01%	0.02%	0.03%	0.05%
Country Garden Svcs Hldgs Co Ord	6098-HK	Finance	Cayman Islands	0.01%	0.01%	0.03%	0.05%
Electrolux Ab Ord B	ELUX.B-SE	Consumer Durables	Sweden	0.01%	0.02%	0.03%	0.05%
Hammerson Plc Ord	HMSO-GB	Finance	United Kingdom	0.02%	0.02%	0.03%	0.04%
Aeon Co Ltd Ord	8267-JP	Retail Trade	Japan	0.02%	0.03%	0.03%	0.04%
Ultrapar Participacoes Sa Ord	UGPA3-BR	Energy Minerals	Brazil	0.01%	0.01%	0.03%	0.04%

## iFunds Ethical Portfolios - Holdings list 31<sup>st</sup> December 2019

Company	Ticker	Sector	Country	Ethical Cautious	Ethical Balanced	Ethical Growth	Ethical Aggressive
Pt Bank Negara Indonesia (Bni) Ord	BBNI-ID	Finance	Indonesia	0.01%	0.01%	0.03%	0.04%
Agnico Eagle Mines Ltd Com	AEM-CA	Non-Energy Minerals	Canada	0.02%	0.03%	0.03%	0.04%
Rmb Holdings Ltd Ord	RMH-ZA	Finance	South Africa	0.01%	0.01%	0.03%	0.04%
Axalta Coating Systems Ltd Com	AXTA-US	Process Industries	Bermuda	0.01%	0.02%	0.03%	0.04%
Asahi Kasei Corp Ord	3407-JP	Process Industries	Japan	0.02%	0.02%	0.03%	0.04%
Sekisui House Ltd Ord	1928-JP	Finance	Japan	0.02%	0.02%	0.03%	0.04%
Udg Healthcare Plc Ord	UDG-GB	Distribution Services	Ireland	0.02%	0.02%	0.03%	0.04%
Flowserve Corp Com	FLS-US	Producer Manufacturing	United States	0.01%	0.02%	0.03%	0.04%
Wartsila Oyj Abp Ord	WRT1V-FI	Industrial Services	Finland	0.01%	0.02%	0.03%	0.04%
Boc Hong Kong Holdings Ltd Ord	2388-HK	Finance	Hong Kong	0.02%	0.02%	0.03%	0.04%
Sompo Holdings Inc Ord	8630-JP	Finance	Japan	0.02%	0.02%	0.03%	0.04%
Open Text Corp Com	OTEX-CA	Technology Services	Canada	0.02%	0.02%	0.03%	0.04%
Woongjin Coway Co Ltd Ord	021240-KR		South Korea	0.01%	0.01%	0.03%	0.04%
Sumitomo Mitsui Trust Holdings Ord	8309-JP	Finance	Japan	0.02%	0.02%	0.03%	0.04%
Royal Mail Plc Ord	RMG-GB	Transportation	United Kingdom	0.01%	0.02%	0.03%	0.04%
Kasikornbank Public Co Ltd Fgn	KBANK.F-TH	Finance	Thailand	0.00%	0.00%	0.03%	0.04%
Natura & Co Holding Sa Ord	NTCO3-BR	Consumer Non-Durables	Brazil	0.00%	0.01%	0.03%	0.04%
Avery Dennison Corp Com	AVY-US	Process Industries	United States	0.00%	0.02%	0.03%	0.04%
Manpowergroup Com	MAN-US	Commercial Services	United States	0.01%	0.02%	0.03%	0.04%
Asos Plc Ord	ASC-GB	Retail Trade	United Kingdom	0.01%	0.02%	0.03%	0.04%
Coles Group Ltd Ord	COL-AU	Retail Trade	Australia	0.02%	0.02%	0.03%	0.04%
Far Eastone Telecom Ord	4904-TW	Communications	Taiwan	0.01%	0.01%	0.03%	0.04%
Insurance Australia Group Ltd Ord	IAG-AU	Finance	Australia	0.02%	0.02%	0.03%	0.04%
Uni President Enterprises Ord	1216-TW	Consumer Non-Durables	Taiwan	0.02%	0.02%	0.03%	0.04%
Centerpoint Energy Inc Com	CNP-US	Utilities	United States	0.02%	0.02%	0.03%	0.04%
Pandora As Ord	PNDORA-DK	Consumer Durables	Denmark	0.01%	0.02%	0.03%	0.04%
Grainger (Trust) Plc Ord	GRI-GB	Finance	United Kingdom	0.01%	0.02%	0.03%	0.04%
John Laing Group Plc Ord	JLG-GB	Miscellaneous	United Kingdom	0.01%	0.02%	0.03%	0.04%
Brambles Ltd Ord	BXB-AU	Commercial Services	Australia	0.02%	0.02%	0.03%	0.04%



## iFunds Ethical Portfolios - Holdings list 31<sup>st</sup> December 2019

Company	Ticker	Sector	Country	Ethical Cautious	Ethical Balanced	Ethical Growth	Ethical Aggressive
Onesavings Bank Plc Ord	OSB-GB	Finance	United Kingdom	0.01%	0.02%	0.03%	0.04%
Jupiter Fund Management Plc Ord	JUP-GB	Finance	United Kingdom	0.01%	0.02%	0.03%	0.04%
Vistry Group (Bovis) Plc Ord	VTY-GB	Consumer Durables	United Kingdom	0.01%	0.02%	0.03%	0.04%
Balfour Beatty (Bicc) Plc Ord	BBY-GB	Industrial Services	United Kingdom	0.01%	0.02%	0.03%	0.04%
United Utilities Group Plc Ord	UU-GB	Utilities	United Kingdom	0.00%	0.02%	0.03%	0.04%
Byd Co Ltd Ord H	1211-HK	Consumer Durables	China	0.00%	0.01%	0.03%	0.04%
Cranswick Plc Ord	CWK-GB	Consumer Non-Durables	United Kingdom	0.01%	0.02%	0.03%	0.04%
Asx Ltd Ord	ASX-AU	Finance	Australia	0.02%	0.02%	0.03%	0.04%
Edp Energias De Portugal Ord	EDP-PT	Utilities	Portugal	0.02%	0.02%	0.03%	0.04%
Big Yellow Group Plc Ord	BYG-GB	Finance	United Kingdom	0.01%	0.02%	0.03%	0.04%
Orion Oyj Ord B	ORNBV-FI	Health Technology	Finland	0.01%	0.02%	0.03%	0.04%
Noble Energy Inc Com	NBL-US	Energy Minerals	United States	0.02%	0.02%	0.03%	0.04%
Polymetal International Plc Ord	POLY-GB	Non-Energy Minerals	Jersey	0.01%	0.01%	0.03%	0.04%
Mediclinic International Plc Ord	MDC-GB	Health Services	United Kingdom	0.01%	0.02%	0.03%	0.04%
Brasileira Dist Pao Acucar Pfd	PCAR4-BR	Retail Trade	Brazil	0.00%	0.01%	0.02%	0.04%
Guangzhou Automobile Group Ord H	2238-HK	Consumer Durables	China	0.00%	0.01%	0.02%	0.04%
Dabur India Ltd Ord	500096-IN	Consumer Non-Durables	India	0.00%	0.01%	0.02%	0.04%
Hero Motocorp Ltd Ord	500182-IN	Consumer Durables	India	0.00%	0.01%	0.02%	0.04%
Klabin Sa Unit	KLBN11-BR	Process Industries	Brazil	0.00%	0.01%	0.02%	0.03%
Woolworths Holdings Ltd Ord	WHL-ZA	Retail Trade	South Africa	0.00%	0.01%	0.02%	0.03%
Marathon Oil Corp Com	MRO-US	Energy Minerals	United States	0.02%	0.02%	0.03%	0.03%
Devon Energy Corp Com	DVN-US	Energy Minerals	United States	0.02%	0.02%	0.03%	0.03%
Multichoice Group Ltd Ord	MCG-ZA	Consumer Services	South Africa	0.00%	0.01%	0.02%	0.03%
Cnh Industrial Nv Com	CNHI-US	Producer Manufacturing	Netherlands	0.02%	0.02%	0.03%	0.03%
Quimica Y Minera De Chile Pfd B	SQM.B-CL	Process Industries	Chile	0.00%	0.01%	0.02%	0.03%
Mr Price Group Ltd Ord	MRP-ZA	Retail Trade	South Africa	0.00%	0.01%	0.02%	0.03%
Cemig Energetica Minas Ger Ord Pfd	CMIG4-BR	Utilities	Brazil	0.00%	0.01%	0.02%	0.03%
Pt Unilever Indonesia Tbk Ord	UNVR-ID	Consumer Non-Durables	Indonesia	0.00%	0.00%	0.02%	0.03%
Digi.Com Bhd Ord	6947-MY	Communications	Malaysia	0.00%	0.00%	0.02%	0.03%

## iFunds Ethical Portfolios - Holdings list 31<sup>st</sup> December 2019

Company	Ticker	Sector	Country	Ethical Cautious	Ethical Balanced	Ethical Growth	Ethical Aggressive
Chr Hansen Holding As Ord	CHR-DK	Process Industries	Denmark	0.00%	0.02%	0.03%	0.03%
Far Eastern New Cent (Textile) Ord	1402-TW	Producer Manufacturing	Taiwan	0.00%	0.01%	0.02%	0.03%
Metso Oyj Ord	METSO-FI	Producer Manufacturing	Finland	0.01%	0.02%	0.03%	0.03%
Maxis Bhd Ord	6012-MY	Communications	Malaysia	0.00%	0.01%	0.02%	0.03%
Hanesbrands Inc Com	HBI-US	Consumer Non-Durables	United States	0.01%	0.02%	0.03%	0.03%
Firstgroup Plc Ord	FGP-GB	Transportation	United Kingdom	0.01%	0.02%	0.03%	0.03%
Nepi Rockcastle Plc Ord	NRP-ZA	Finance	Isle of Man	0.00%	0.01%	0.02%	0.03%
Coca Cola Femsa Sa De Cv Units	KOFUBL-MX	Consumer Non-Durables	Mexico	0.00%	0.01%	0.02%	0.03%
Shenzhou Intl Group Hldgs Ltd Ord	2313-HK	Consumer Non-Durables	Cayman Islands	0.01%	0.02%	0.02%	0.03%
Kimberly Clark De Mexico Sab Ord A	KIMBERA-MX	Consumer Non-Durables	Mexico	0.00%	0.01%	0.02%	0.03%
Jeronimo Martins Sgps Sa Ord	JMT-PT	Retail Trade	Portugal	0.01%	0.02%	0.02%	0.03%
Marshalls Plc Ord	MSLH-GB	Non-Energy Minerals	United Kingdom	0.01%	0.02%	0.03%	0.03%
Nisource Inc Com	NI-US	Utilities	United States	0.01%	0.02%	0.02%	0.03%
Omron Corp Ord	6645-JP	Electronic Technology	Japan	0.01%	0.02%	0.02%	0.03%
Enagas Sa Ord	ENG-ES	Utilities	Spain	0.01%	0.02%	0.02%	0.03%
Toray Industries Inc Ord	3402-JP	Process Industries	Japan	0.01%	0.02%	0.02%	0.03%
Jones Lang Lasalle Inc Com	JLL-US	Finance	United States	0.00%	0.02%	0.02%	0.03%
Lg Display (Lg Philips) Co Ltd Ord	034220-KR	Distribution Services	South Korea	0.00%	0.00%	0.02%	0.03%
Metro Inc Cl A Sub-Vtg	MRU-CA	Retail Trade	Canada	0.01%	0.02%	0.02%	0.03%
Apa Group Ord	APA-AU	Industrial Services	Australia	0.01%	0.02%	0.02%	0.03%
Softcat Plc Ord	SCT-GB	Technology Services	United Kingdom	0.01%	0.02%	0.02%	0.03%
Axiata Group (Tm International) Ord	6888-MY	Communications	Malaysia	0.00%	0.01%	0.02%	0.03%
Borgwarner Inc Com	BWA-US	Producer Manufacturing	United States	0.00%	0.02%	0.02%	0.03%
Cenovus Energy Inc Com	CVE-CA	Energy Minerals	Canada	0.01%	0.02%	0.02%	0.03%
Cosan Sa Ord	CSAN3-BR	Process Industries	Brazil	0.00%	0.01%	0.02%	0.03%
Shaftesbury Plc Ord	SHB-GB	Finance	United Kingdom	0.01%	0.02%	0.02%	0.03%
Centamin Plc Ord	CEY-GB	Non-Energy Minerals	Jersey	0.01%	0.02%	0.02%	0.03%
Ptt Global Chemical Pcl Nvdr	PTTGC.R-TH	Process Industries	Thailand	0.00%	0.00%	0.02%	0.03%
Natixis Ord	KN-FR	Finance	France	0.01%	0.02%	0.02%	0.03%

## iFunds Ethical Portfolios - Holdings list 31<sup>st</sup> December 2019

Company	Ticker	Sector	Country	Ethical Cautious	Ethical Balanced	Ethical Growth	Ethical Aggressive
Nio Inc Sponsored Adr	NIO-US	Consumer Durables	Cayman Islands	0.00%	0.01%	0.02%	0.03%
Tokyo Gas Co Ltd Ord	9531-JP	Utilities	Japan	0.01%	0.02%	0.02%	0.03%
Pt Astra International Ord	ASII-ID	Consumer Durables	Indonesia	0.01%	0.02%	0.02%	0.03%
Gb Group (Telme Group) Plc Ord	GBG-GB	Technology Services	United Kingdom	0.01%	0.02%	0.02%	0.03%
Santander Bank Polska (Bank) Sa Ord	SPL-PL	Finance	Poland	0.00%	0.01%	0.02%	0.03%
Davita (Healthcare) Inc Com	DVA-US	Health Services	United States	0.00%	0.01%	0.02%	0.03%
Pets At Home Group Plc Ord	PETS-GB	Retail Trade	United Kingdom	0.01%	0.02%	0.02%	0.03%
Spar Group Ltd Ord	SPP-ZA	Distribution Services	South Africa	0.00%	0.01%	0.02%	0.03%
Nmc Health Plc Ord	NMC-GB	Health Services	United Kingdom	0.01%	0.02%	0.02%	0.03%
Ica Gruppen Ab Ord	ICA-SE	Retail Trade	Sweden	0.01%	0.02%	0.02%	0.03%
Galp Energia Sgps Sa Ord B	GALP-PT	Energy Minerals	Portugal	0.01%	0.02%	0.02%	0.03%
Royal Vopak Nv Ord	VPK-NL	Transportation	Netherlands	0.00%	0.01%	0.02%	0.03%
Dexus Ord	DXS-AU	Finance	Australia	0.01%	0.02%	0.02%	0.03%
Nordstrom Inc Com	JWN-US	Retail Trade	United States	0.01%	0.01%	0.02%	0.03%
China Everbright Intl Ltd Ord	257-HK	Industrial Services	Hong Kong	0.00%	0.00%	0.02%	0.03%
Hankyu Hanshin Holdings Inc Ord	9042-JP	Transportation	Japan	0.01%	0.02%	0.02%	0.03%
Arca Continental Sab De Cv Ord	AC-MX	Consumer Non-Durables	Mexico	0.00%	0.01%	0.02%	0.03%
Paragon Banking Group Plc Ord	PAG-GB	Finance	United Kingdom	0.01%	0.02%	0.02%	0.03%
Bank Hapoalim Bm Ord	POLI-IL	Finance	Israel	0.01%	0.02%	0.02%	0.03%
Tokyu Corp Ord	9005-JP	Transportation	Japan	0.01%	0.02%	0.02%	0.03%
Banco Bradesco Sa Ord	BBDC3-BR	Finance	Brazil	0.01%	0.01%	0.02%	0.03%
Yaskawa Electric Corp Ord	6506-JP	Producer Manufacturing	Japan	0.01%	0.01%	0.02%	0.03%
Mtr Corp (Mass Transit Railway) Ord	66-HK	Transportation	Hong Kong	0.01%	0.01%	0.02%	0.03%
Ibstock Plc Ord	IBST-GB	Non-Energy Minerals	United Kingdom	0.01%	0.01%	0.02%	0.03%
Pt Kalbe Farma Ord	KLBF-ID	Health Technology	Indonesia	0.00%	0.00%	0.02%	0.03%
Omv Ag Ord	OMV-AT	Energy Minerals	Austria	0.01%	0.01%	0.02%	0.03%
Stockland Trust Group Ord	SGP-AU	Finance	Australia	0.01%	0.01%	0.02%	0.03%
Foschini Group Ltd Ord	TFG-ZA	Retail Trade	South Africa	0.00%	0.00%	0.02%	0.03%
Gpt Group Ord	GPT-AU	Finance	Australia	0.01%	0.01%	0.02%	0.03%

## iFunds Ethical Portfolios - Holdings list 31<sup>st</sup> December 2019

Company	Ticker	Sector	Country	Ethical Cautious	Ethical Balanced	Ethical Growth	Ethical Aggressive
Cairn Energy Plc Ord	CNE-GB	Energy Minerals	United Kingdom	0.01%	0.01%	0.02%	0.02%
Nitto Denko Corp Ord	6988-JP	Process Industries	Japan	0.01%	0.01%	0.02%	0.02%
Coats Group Plc Ord	COA-GB	Process Industries	United Kingdom	0.01%	0.01%	0.02%	0.02%
Dunelm Group Plc Ord	DNLM-GB	Retail Trade	United Kingdom	0.01%	0.01%	0.02%	0.02%
Crest Nicholson Holdings Plc Ord	CRST-GB	Consumer Durables	United Kingdom	0.01%	0.01%	0.02%	0.02%
Siam Commercial Bank Public Nvdr	SCB.R-TH	Finance	Thailand	0.00%	0.00%	0.02%	0.02%
Wsp Global Inc Com	WSP-CA	Industrial Services	Canada	0.01%	0.01%	0.02%	0.02%
Yamaha Corp Ord	7951-JP	Consumer Durables	Japan	0.01%	0.01%	0.02%	0.02%
Atacadao Sa Ord	CRFB3-BR	Distribution Services	Brazil	0.00%	0.00%	0.02%	0.02%
Brewin Dolphin Holdings Plc Ord	BRW-GB	Finance	United Kingdom	0.01%	0.01%	0.02%	0.02%
Suez Sa Ord	SEV-FR	Utilities	France	0.00%	0.01%	0.02%	0.02%
Mirvac Group Ord	MGR-AU	Finance	Australia	0.01%	0.01%	0.02%	0.02%
Advanced Info Service Pcl Fgn	ADVANC.F-TH	Communications	Thailand	0.01%	0.01%	0.02%	0.02%
Greencore Group Plc Ord	GNC-GB	Consumer Non-Durables	Ireland	0.01%	0.01%	0.02%	0.02%
Amorepacific Group (Pacific) Ord	002790-KR	Consumer Non-Durables	South Korea	0.00%	0.00%	0.02%	0.02%
Rakuten Inc Ord	4755-JP	Consumer Services	Japan	0.01%	0.01%	0.02%	0.02%
Minor International Pcl Nvdr	MINT.R-TH	Consumer Services	Thailand	0.00%	0.00%	0.02%	0.02%
Aurizon Holdings Ltd Ord	AZJ-AU	Transportation	Australia	0.01%	0.01%	0.02%	0.02%
Genscript Biotech Corp Ord	1548-HK	Health Technology	Cayman Islands	0.00%	0.00%	0.02%	0.02%
Teck Resources Ltd Cl B Sub-Vtg	TECK.B-CA	Non-Energy Minerals	Canada	0.01%	0.01%	0.02%	0.02%
Cnp Assurances Sa Ord	CNP-FR	Finance	France	0.00%	0.01%	0.02%	0.02%
Keppel Corp Ltd Ord	BN4-SG	Producer Manufacturing	Singapore	0.01%	0.01%	0.02%	0.02%
Kikkoman Corp Ord	2801-JP	Consumer Non-Durables	Japan	0.01%	0.01%	0.02%	0.02%
Polypipe Group Plc Ord	PLP-GB	Producer Manufacturing	United Kingdom	0.01%	0.01%	0.02%	0.02%
Marico Ltd Ord	531642-IN	Consumer Non-Durables	India	0.00%	0.00%	0.02%	0.02%
Home Product Center Pcl Nvdr	HMPRO.R-TH	Retail Trade	Thailand	0.00%	0.00%	0.01%	0.02%
Sumitomo Metal Mining Co Ltd Ord	5713-JP	Non-Energy Minerals	Japan	0.01%	0.01%	0.02%	0.02%
Nestle Malaysia Bhd Ord	4707-MY	Consumer Non-Durables	Malaysia	0.00%	0.00%	0.02%	0.02%
Bts Group Holdings Pcl Nvdr	BTS.R-TH	Finance	Thailand	0.00%	0.00%	0.01%	0.02%

## iFunds Ethical Portfolios - Holdings list 31<sup>st</sup> December 2019

Company	Ticker	Sector	Country	Ethical Cautious	Ethical Balanced	Ethical Growth	Ethical Aggressive
Enel Americas (Enersis) Sa Ord	ENELAM-CL	Utilities	Chile	0.01%	0.01%	0.02%	0.02%
Wuxi Aptec Co Ltd Ord H	2359-HK	Health Technology	China	0.00%	0.00%	0.02%	0.02%
Lendlease Group Ord	LLC-AU	Finance	Australia	0.01%	0.01%	0.02%	0.02%
Rhb Bank Bhd Ord	1066-MY	Finance	Malaysia	0.00%	0.00%	0.02%	0.02%
Sk Holdings Co Ltd Ord	034730-KR	Technology Services	South Korea	0.01%	0.01%	0.02%	0.02%
Sydney Airport Ord Stapled	SYD-AU	Transportation	Australia	0.01%	0.01%	0.02%	0.02%
Auckland International Airport Ord	AIA-NZ	Transportation	New Zealand	0.01%	0.01%	0.02%	0.02%
Daifuku Co Ltd Ord	6383-JP	Producer Manufacturing	Japan	0.01%	0.01%	0.02%	0.02%
Ajinomoto Co Inc Ord	2802-JP	Consumer Non-Durables	Japan	0.01%	0.01%	0.02%	0.02%
Liberty Global Plc Cl A	LBTYA-US	Consumer Services	United Kingdom	0.00%	0.01%	0.02%	0.02%
Life Healthcare Group Holding Ord	LHC-ZA	Health Services	South Africa	0.00%	0.00%	0.01%	0.02%
Obayashi Corp Ord	1802-JP	Industrial Services	Japan	0.01%	0.01%	0.02%	0.02%
Cielo Sa Ord	CIEL3-BR	Commercial Services	Brazil	0.00%	0.00%	0.01%	0.02%
Premier Oil Plc Ord	PMO-GB	Energy Minerals	United Kingdom	0.01%	0.01%	0.02%	0.02%
Gildan Activewear Inc Com	GIL-CA	Consumer Non-Durables	Canada	0.01%	0.01%	0.02%	0.02%
Rathbone Brothers Plc Ord	RAT-GB	Finance	United Kingdom	0.01%	0.01%	0.02%	0.02%
Osaka Gas Co Ltd Ord	9532-JP	Utilities	Japan	0.01%	0.01%	0.02%	0.02%
Petrofac Ltd Ord	PFC-GB	Industrial Services	Jersey	0.01%	0.01%	0.02%	0.02%
Polski Koncern Naftowy Orlen Ord	PKN-PL	Energy Minerals	Poland	0.01%	0.01%	0.02%	0.02%
Bangkok Dusit Medical Svces Pcl Fgn	BDMS.F-TH	Health Services	Thailand	0.01%	0.01%	0.02%	0.02%
Capri Holdings Ltd Com	CPRI-US	Retail Trade	British Virgin Islands	0.00%	0.01%	0.02%	0.02%
Sumitomo Chemical Co Ltd Ord	4005-JP	Process Industries	Japan	0.01%	0.01%	0.02%	0.02%
Shimizu Corp Ord	1803-JP	Industrial Services	Japan	0.01%	0.01%	0.02%	0.02%
Wistron Corp Ord	3231-TW	Electronic Technology	Taiwan	0.00%	0.00%	0.01%	0.02%
Acer Inc Ord	2353-TW	Electronic Technology	Taiwan	0.00%	0.00%	0.01%	0.02%
Huaneng Renewables Corp Ltd Ord H	958-HK	Utilities	China	0.00%	0.00%	0.01%	0.02%
Go Ahead Group Plc Ord	GOG-GB	Transportation	United Kingdom	0.01%	0.01%	0.02%	0.02%
Capitaland Ltd Ord	C31-SG	Finance	Singapore	0.01%	0.01%	0.01%	0.02%
Sk Innovation (Sk Energy) Co Ord	096770-KR	Energy Minerals	South Korea	0.01%	0.01%	0.01%	0.02%

## iFunds Ethical Portfolios - Holdings list 31<sup>st</sup> December 2019

Company	Ticker	Sector	Country	Ethical Cautious	Ethical Balanced	Ethical Growth	Ethical Aggressive
Hankook Tire & Technology Co Ord	161390-KR	Consumer Durables	South Korea	0.00%	0.00%	0.01%	0.02%
Keio (Keio Electric Rail) Corp Ord	9008-JP	Transportation	Japan	0.01%	0.01%	0.01%	0.02%
Metro (Wholesale & Food) Ag Ord	B4B-DE	Distribution Services	Germany	0.00%	0.01%	0.01%	0.02%
Canadian Tire Ltd Nvtg Cl A	CTC.A-CA	Retail Trade	Canada	0.01%	0.01%	0.01%	0.02%
Suntory Beverage & Food Ltd Ord	2587-JP	Consumer Non-Durables	Japan	0.01%	0.01%	0.01%	0.02%
Sekisui Chemical Co Ltd Ord	4204-JP	Process Industries	Japan	0.01%	0.01%	0.01%	0.02%
Bnk Financial Group Inc Ord	138930-KR	Finance	South Korea	0.00%	0.00%	0.01%	0.02%
Morgan Advanced Materials Plc Ord	MGAM-GB	Process Industries	United Kingdom	0.01%	0.01%	0.01%	0.02%
Bdo Unibank Inc Ord	BDO-PH	Finance	Philippines	0.01%	0.01%	0.01%	0.02%
Orica Ltd Ord	ORI-AU	Process Industries	Australia	0.01%	0.01%	0.01%	0.02%
Singapore Exchange (Sgx) Ltd Ord	S68-SG	Finance	Singapore	0.01%	0.01%	0.01%	0.02%
Rhi Magnesita Nv Ord	RHIM-GB	Non-Energy Minerals	Netherlands	0.01%	0.01%	0.01%	0.02%
Jcdecaux Sa Ord	DEC-FR	Commercial Services	France	0.00%	0.01%	0.01%	0.02%
Kumba Iron Ore Ltd Ord	KIO-ZA	Non-Energy Minerals	South Africa	0.00%	0.00%	0.01%	0.02%
Shanghai Pharma Holding Co Ord H	2607-HK	Health Technology	China	0.00%	0.00%	0.01%	0.02%
Ascendas Real Estate Invtr Unit	A17U-SG	Finance	Singapore	0.01%	0.01%	0.01%	0.02%
Top Glove Corp Bhd Ord	7113-MY	Health Technology	Malaysia	0.00%	0.00%	0.01%	0.02%
Casino Guichard Perrachon Sa Ord	CO-FR	Retail Trade	France	0.00%	0.01%	0.01%	0.02%
Verbund (Oesterr Elektr Wirt) Ord A	VER-AT	Utilities	Austria	0.00%	0.01%	0.01%	0.02%
Cvs Group Plc Ord	CVSG-GB	Health Services	United Kingdom	0.01%	0.01%	0.01%	0.02%
Bluescope Steel Ltd Ord	BSL-AU	Non-Energy Minerals	Australia	0.01%	0.01%	0.01%	0.02%
Tullow Oil Plc Ord	TLW-GB	Energy Minerals	United Kingdom	0.01%	0.01%	0.01%	0.02%
Petronas Dagangan Bhd Ord	5681-MY	Distribution Services	Malaysia	0.00%	0.00%	0.01%	0.02%
Energy Absolute Pcl Nvdr	EA.R-TH	Utilities	Thailand	0.00%	0.00%	0.01%	0.02%
Hap Seng Consolidated Bhd Ord	3034-MY	Distribution Services	Malaysia	0.00%	0.00%	0.01%	0.02%
Siam Cement Public Co Ltd Fgn	SCC.F-TH	Process Industries	Thailand	0.01%	0.01%	0.01%	0.02%
Dp World Plc Ord	DPW-AE	Transportation	United Arab Emirates	0.00%	0.00%	0.01%	0.02%
Encana Corp Com	ECA-CA	Energy Minerals	Canada	0.01%	0.01%	0.01%	0.02%
Ooredoo Qpsc Ord	ORDS-QA	Communications	Qatar	0.00%	0.00%	0.01%	0.02%

## iFunds Ethical Portfolios - Holdings list 31<sup>st</sup> December 2019

Company	Ticker	Sector	Country	Ethical Cautious	Ethical Balanced	Ethical Growth	Ethical Aggressive
Wuxi Apptec Co Ltd Ord A	603259-CN	Health Technology	China	0.00%	0.00%	0.01%	0.02%
True Corp Public Co Ltd Nvdr	TRUE.R-TH	Communications	Thailand	0.00%	0.00%	0.01%	0.02%
Qatar Fuel Woqod Ord	QFLS-QA	Energy Minerals	Qatar	0.00%	0.01%	0.01%	0.02%
Chailease Holding Co Ltd Ord	5871-TW	Finance	Cayman Islands	0.01%	0.01%	0.01%	0.02%
Swire Pacific Ltd Ord A	19-HK	Producer Manufacturing	Hong Kong	0.01%	0.01%	0.01%	0.01%
Seek Ltd Ord	SEK-AU	Commercial Services	Australia	0.01%	0.01%	0.01%	0.01%
Nissin Foods Holdings Co Ltd Ord	2897-JP	Consumer Non-Durables	Japan	0.01%	0.01%	0.01%	0.01%
Husqvarna Ab Ord B	HUSQ.B-SE	Consumer Durables	Sweden	0.00%	0.01%	0.01%	0.01%
Forterra Plc Ord	FORT-GB	Non-Energy Minerals	United Kingdom	0.01%	0.01%	0.01%	0.01%
Biffa Plc Ord	BIFF-GB	Industrial Services	United Kingdom	0.01%	0.01%	0.01%	0.01%
Bharat Petroleum Corp Ltd Ord	500547-IN	Energy Minerals	India	0.01%	0.01%	0.01%	0.01%
Singapore Airlines Ltd Ord	C6L-SG	Transportation	Singapore	0.01%	0.01%	0.01%	0.01%
Kyushu Railway Co Ord	9142-JP	Transportation	Japan	0.01%	0.01%	0.01%	0.01%
Investec Ltd Ord	INL-ZA	Finance	South Africa	0.00%	0.00%	0.01%	0.01%
Alsea Sab Ord	ALSEA-MX	Consumer Services	Mexico	0.00%	0.00%	0.01%	0.01%
Bank Of Georgia Group Plc Ord	BGEO-GB	Finance	United Kingdom	0.00%	0.01%	0.01%	0.01%
Bharti Infratel Ltd Ord	534816-IN	Communications	India	0.00%	0.00%	0.01%	0.01%
Gap Inc Com	GPS-US	Retail Trade	United States	0.01%	0.01%	0.01%	0.01%
Voestalpine Ag Ord	VOE-AT	Non-Energy Minerals	Austria	0.00%	0.01%	0.01%	0.01%
Ngk Insulators Ltd Ord	5333-JP	Producer Manufacturing	Japan	0.01%	0.01%	0.01%	0.01%
Tatung Co Ord	2371-TW	Consumer Durables	Taiwan	0.00%	0.00%	0.01%	0.01%
Kansai Paint Co Ltd Ord	4613-JP	Process Industries	Japan	0.01%	0.01%	0.01%	0.01%
Lg Chemical Ltd Pfd	051915-KR	Process Industries	South Korea	0.00%	0.00%	0.01%	0.01%
Ryman Healthcare Ltd Ord	RYM-NZ	Health Services	New Zealand	0.01%	0.01%	0.01%	0.01%
Sime Darby Bhd Ord	4197-MY	Distribution Services	Malaysia	0.00%	0.00%	0.01%	0.01%
Morgan Sindall Group Plc Ord	MGNS-GB	Industrial Services	United Kingdom	0.00%	0.01%	0.01%	0.01%
Grupo Aeroportuario Sureste Ord B	ASURB-MX	Transportation	Mexico	0.01%	0.01%	0.01%	0.01%
Smart Metering Systems Plc Ord	SMS-GB	Electronic Technology	United Kingdom	0.00%	0.01%	0.01%	0.01%
Nippon Express Co Ltd Ord	9062-JP	Transportation	Japan	0.01%	0.01%	0.01%	0.01%

## iFunds Ethical Portfolios - Holdings list 31<sup>st</sup> December 2019

Company	Ticker	Sector	Country	Ethical Cautious	Ethical Balanced	Ethical Growth	Ethical Aggressive
Boral Ltd Ord	BLD-AU	Non-Energy Minerals	Australia	0.01%	0.01%	0.01%	0.01%
Acuity Brands Inc Com	AYI-US	Producer Manufacturing	United States	0.01%	0.01%	0.01%	0.01%
Asm Pacific Technology Ltd Ord	522-HK	Electronic Technology	Cayman Islands	0.01%	0.01%	0.01%	0.01%
Coca-Cola Amatil Ltd Ord	CCL-AU	Consumer Non-Durables	Australia	0.01%	0.01%	0.01%	0.01%
Hyundai Marine & Fire Insurance Ord	001450-KR	Finance	South Korea	0.00%	0.00%	0.01%	0.01%
Hitachi Chemical Co Ltd Ord	4217-JP	Producer Manufacturing	Japan	0.01%	0.01%	0.01%	0.01%
Total Access Communication Pcl Nvdr	DTAC.R-TH	Communications	Thailand	0.00%	0.00%	0.01%	0.01%
Yokogawa Electric Corp Ord	6841-JP	Electronic Technology	Japan	0.01%	0.01%	0.01%	0.01%
Hirose Electric Co Ltd Ord	6806-JP	Electronic Technology	Japan	0.01%	0.01%	0.01%	0.01%
Nikon Corp Ord	7731-JP	Consumer Durables	Japan	0.01%	0.01%	0.01%	0.01%
Siam Commercial Bank Pcl Fgn	SCB.F-TH	Finance	Thailand	0.01%	0.01%	0.01%	0.01%
City Developments Ltd Ord	C09-SG	Finance	Singapore	0.01%	0.01%	0.01%	0.01%
Toyo Suisan Kaisha Ltd Ord	2875-JP	Consumer Non-Durables	Japan	0.01%	0.01%	0.01%	0.01%
Swire Properties Ltd Ord	1972-HK	Finance	Hong Kong	0.01%	0.01%	0.01%	0.01%
Standard Foods Corp Ord	1227-TW	Consumer Non-Durables	Taiwan	0.00%	0.00%	0.01%	0.01%
Mol Hungarian Oil & Gas Plc Ord A	MOL-HU	Energy Minerals	Hungary	0.01%	0.01%	0.01%	0.01%
Meridian Energy Ltd Ord	MEL-NZ	Utilities	New Zealand	0.01%	0.01%	0.01%	0.01%
Sig Plc Ord	SHI-GB	Producer Manufacturing	United Kingdom	0.00%	0.01%	0.01%	0.01%
Ncc Group Plc Ord	NCC-GB	Technology Services	United Kingdom	0.00%	0.01%	0.01%	0.01%
Inter RAO UES PJSC Ord	IRA0-RU	Utilities	Russian Federation	0.00%	0.01%	0.01%	0.01%
Nabtesco Corp Ord	6268-JP	Producer Manufacturing	Japan	0.00%	0.01%	0.01%	0.01%
Ag Barr Plc Ord	BAG-GB	Consumer Non-Durables	United Kingdom	0.00%	0.01%	0.01%	0.01%
Hunting (Gibson) Plc Ord	HTG-GB	Industrial Services	United Kingdom	0.00%	0.01%	0.01%	0.01%
Konica Minolta Inc Ord	4902-JP	Electronic Technology	Japan	0.00%	0.01%	0.01%	0.01%
Advanced Medical Solutions Grp Ord	AMS-GB	Health Technology	United Kingdom	0.00%	0.01%	0.01%	0.01%
Telekom Malaysia Bhd Ord	4863-MY	Communications	Malaysia	0.00%	0.00%	0.01%	0.01%
Lg Household & Healthcare Ord Pfd	051905-KR	Consumer Non-Durables	South Korea	0.00%	0.00%	0.01%	0.01%
Emis Group Plc Ord	EMIS-GB	Technology Services	United Kingdom	0.00%	0.01%	0.01%	0.01%
Sprint Corp Com	S-US	Communications	United States	0.00%	0.01%	0.01%	0.01%



## iFunds Ethical Portfolios - Holdings list 31<sup>st</sup> December 2019

Company	Ticker	Sector	Country	Ethical Cautious	Ethical Balanced	Ethical Growth	Ethical Aggressive
Teijin Ltd Ord	3401-JP	Process Industries	Japan	0.00%	0.01%	0.01%	0.01%
Embotelladora Andina Pfd B	ANDINA.B-CL	Consumer Non-Durables	Chile	0.00%	0.00%	0.01%	0.01%
China Airlines Ord	2610-TW	Transportation	Taiwan	0.00%	0.00%	0.01%	0.01%
Saga Plc Ord	SAGA-GB	Finance	United Kingdom	0.00%	0.01%	0.01%	0.01%
Pz Cussons Plc Ord	PZC-GB	Consumer Non-Durables	United Kingdom	0.00%	0.01%	0.01%	0.01%
Sohgo Security Services Co Ltd Ord	2331-JP	Commercial Services	Japan	0.00%	0.01%	0.01%	0.01%
Stanley Electric Co Ltd Ord	6923-JP	Producer Manufacturing	Japan	0.00%	0.01%	0.01%	0.01%
S-Oil (Ssangyong Oil) Ord	010950-KR	Energy Minerals	South Korea	0.00%	0.01%	0.01%	0.01%
Bank Millennium (Big Bk Gdanski) Ord	MIL-PL	Finance	Poland	0.00%	0.00%	0.01%	0.01%
Hitachi Metals Ltd Ord	5486-JP	Producer Manufacturing	Japan	0.00%	0.01%	0.01%	0.01%
Samsung Card Co Ltd Ord	029780-KR	Finance	South Korea	0.00%	0.00%	0.01%	0.01%
Empresas Copec Sa Ord	COPEC-CL	Energy Minerals	Chile	0.00%	0.01%	0.01%	0.01%
Eva Airways Corp Ord	2618-TW	Transportation	Taiwan	0.00%	0.00%	0.01%	0.01%
Woori Financial Group Inc Ord	316140-KR	Finance	South Korea	0.00%	0.01%	0.01%	0.01%
Enquest Plc Ord	ENQ-GB	Energy Minerals	United Kingdom	0.00%	0.01%	0.01%	0.01%
Titan Cement International Sa Ord	TITC-BE	Non-Energy Minerals	Belgium	0.00%	0.00%	0.01%	0.01%
Baic Motor Co Ltd Ord H	1958-HK	Consumer Durables	China	0.00%	0.00%	0.01%	0.01%
Xinjiang Goldwind Science&Tec Ord H	2208-HK	Producer Manufacturing	China	0.00%	0.00%	0.01%	0.01%
Helical Plc Ord	HLCL-GB	Finance	United Kingdom	0.00%	0.00%	0.01%	0.01%
Thai Oil Public Co Ltd Fgn	TOP.F-TH	Energy Minerals	Thailand	0.00%	0.00%	0.01%	0.01%
Koc Holding As Ord B	KCHOL-TR	Energy Minerals	Turkey	0.00%	0.00%	0.01%	0.01%
Suning Com Co Ltd Ord A	002024-CN	Retail Trade	China	0.00%	0.00%	0.01%	0.01%
Hurricane Energy Plc Ord	HUR-GB	Energy Minerals	United Kingdom	0.00%	0.00%	0.01%	0.01%
Arrow Global Group Plc Ord	ARW-GB	Finance	United Kingdom	0.00%	0.00%	0.01%	0.01%
Shin Kong Financial Holding Co Ord	2888-TW	Finance	Taiwan	0.00%	0.00%	0.01%	0.01%
Spire Healthcare Group Plc Ord	SPI-GB	Health Services	United Kingdom	0.00%	0.00%	0.01%	0.01%
Byd Co Ltd Ord A	002594-CN	Consumer Durables	China	0.00%	0.00%	0.01%	0.01%
Home Product Center Pcl Fgn	HMPRO.F-TH	Retail Trade	Thailand	0.00%	0.00%	0.01%	0.01%
First Capital Real Est Invt Tr Com	FCR.UT-CA	Finance	Canada	0.00%	0.00%	0.01%	0.01%

## iFunds Ethical Portfolios - Holdings list 31<sup>st</sup> December 2019

Company	Ticker	Sector	Country	Ethical Cautious	Ethical Balanced	Ethical Growth	Ethical Aggressive
Arcelik As Ord	ARCLK-TR	Consumer Durables	Turkey	0.00%	0.00%	0.01%	0.01%
Aguas Andinas Sa Ord A	AGUAS.A-CL	Utilities	Chile	0.00%	0.00%	0.01%	0.01%
Gs Holdings Corp Ord	078930-KR	Producer Manufacturing	South Korea	0.00%	0.00%	0.01%	0.01%
Toho Gas Co Ltd Ord	9533-JP	Utilities	Japan	0.00%	0.00%	0.01%	0.01%
Fletcher Building Ltd Ord	FBU-NZ	Non-Energy Minerals	New Zealand	0.00%	0.00%	0.01%	0.01%
International Personal Finance Ord	IPF-GB	Finance	United Kingdom	0.00%	0.00%	0.01%	0.01%
Schibsted Asa Ord B	SCHB-NO	Consumer Services	Norway	0.00%	0.00%	0.01%	0.01%
Redde Plc Ord	REDD-GB	Finance	United Kingdom	0.00%	0.00%	0.01%	0.01%
Bts Group Holdings Pcl Fgn	BTS.F-TH	Finance	Thailand	0.00%	0.00%	0.01%	0.01%
Infraestructura Energetica Nova Ord	IENOVA-MX	Utilities	Mexico	0.00%	0.00%	0.01%	0.01%
John Menzies Plc Ord	MNZS-GB	Distribution Services	United Kingdom	0.00%	0.00%	0.01%	0.01%
Sirius Minerals (Sirius Explor) Ord	SXX-GB	Process Industries	United Kingdom	0.00%	0.00%	0.01%	0.01%
Northgate Plc Ord	NTG-GB	Finance	United Kingdom	0.00%	0.00%	0.01%	0.01%
Halfords Group Plc Ord	HFD-GB	Retail Trade	United Kingdom	0.00%	0.00%	0.01%	0.01%
Prairiesky Royalty Ltd Com	PSK-CA	Energy Minerals	Canada	0.00%	0.00%	0.01%	0.01%
Stobart Group Ltd Ord	STOB-GB	Transportation	Guernsey	0.00%	0.00%	0.01%	0.01%
Energy Absolute Pcl Fgn	EA.F-TH	Utilities	Thailand	0.00%	0.00%	0.01%	0.01%
Benesse Holdings Inc Ord	9783-JP	Consumer Services	Japan	0.00%	0.00%	0.01%	0.01%
Rps Group Plc Ord	RPS-GB	Industrial Services	United Kingdom	0.00%	0.00%	0.01%	0.01%
Mahindra & Mahindra Fin Svcs Ord	532720-IN	Finance	India	0.00%	0.00%	0.00%	0.01%
Shenzhen Inovance Technology Ord A	300124-CN	Producer Manufacturing	China	0.00%	0.00%	0.00%	0.01%
Minor International Pcl Fgn	MINT.F-TH	Consumer Services	Thailand	0.00%	0.00%	0.00%	0.01%
Dignity Plc Ord	DTY-GB	Consumer Services	United Kingdom	0.00%	0.00%	0.00%	0.01%
Sinotrans Ltd Ord H	598-HK	Transportation	China	0.00%	0.00%	0.00%	0.01%
Bank Of The Philippine Islands Ord	BPI-PH	Finance	Philippines	0.00%	0.00%	0.00%	0.01%
Aa Plc Ord	AA-GB	Consumer Services	United Kingdom	0.00%	0.00%	0.00%	0.01%
Cj Cheiljedang Corp Ord	097950-KR	Consumer Non-Durables	South Korea	0.00%	0.00%	0.00%	0.01%

Note: Some holdings are less than 0.005% and therefore are displayed as 0.00% in the table due to rounding. Allocations assume global equities are “risk on”. If global equities are “risk off”, allocations to the listed companies will be reduced and portfolio cash will be increased.

## iFunds Ethical Portfolios - Holdings document 31<sup>st</sup> December 2019

Company	Ticker	Sector	Country	Ethical Cautious	Ethical Balanced	Ethical Growth	Ethical Aggressive
Piramal Ent (Piramal Health) Ord	500302-IN	Finance	India	0.00%	0.00%	0.00%	0.01%
Taiwan Business Bank Ord	2834-TW	Finance	Taiwan	0.00%	0.00%	0.00%	0.01%
Photo Me International Plc Ord	PHTM-GB	Retail Trade	United Kingdom	0.00%	0.00%	0.00%	0.00%
Superdry (Supergroup) Plc Ord	SDRY-GB	Retail Trade	United Kingdom	0.00%	0.00%	0.00%	0.00%
Xinjiang Goldwind Science&Tec Ord A	002202-CN	Producer Manufacturing	China	0.00%	0.00%	0.00%	0.00%
Metro Bank Plc Ord	MTRO-GB	Finance	United Kingdom	0.00%	0.00%	0.00%	0.00%
Indivior Plc Ord	INDV-GB	Health Technology	United Kingdom	0.00%	0.00%	0.00%	0.00%
Ausnet Services Ltd Ord	AST-AU	Utilities	Australia	0.00%	0.00%	0.00%	0.00%
Shanghai Pharmaceuticals Ord A	601607-CN	Health Technology	China	0.00%	0.00%	0.00%	0.00%
China Longyuan Power Group Ord H	916-HK	Utilities	China	0.00%	0.00%	0.00%	0.00%
Hangzhou Robam Appliances Ord A	002508-CN	Consumer Durables	China	0.00%	0.00%	0.00%	0.00%
Premier Foods Plc Ord	PFD-GB	Consumer Non-Durables	United Kingdom	0.00%	0.00%	0.00%	0.00%
Krung Thai Bank Plc Fgn	KTB.F-TH	Finance	Thailand	0.00%	0.00%	0.00%	0.00%
Hotel Chocolat Group Plc Ord	HOTC-GB	Consumer Non-Durables	United Kingdom	0.00%	0.00%	0.00%	0.00%
Anglo Pacific Group Plc Ord	APF-GB	Non-Energy Minerals	United Kingdom	0.00%	0.00%	0.00%	0.00%
Tcl Corp Ord A	000100-CN	Electronic Technology	China	0.00%	0.00%	0.00%	0.00%
Cronos Group Inc Com	CRON-CA	Process Industries	Canada	0.00%	0.00%	0.00%	0.00%
Irpc Plc Fgn	IRPC.F-TH	Energy Minerals	Thailand	0.00%	0.00%	0.00%	0.00%
Industrias Penoles Sab Ord	PE&OLES-MX	Non-Energy Minerals	Mexico	0.00%	0.00%	0.00%	0.00%
Beijing Oriental Yuhong Water Ord A	002271-CN	Process Industries	China	0.00%	0.00%	0.00%	0.00%
Serica Energy Plc Ord	SQZ-GB	Energy Minerals	United Kingdom	0.00%	0.00%	0.00%	0.00%
Amorepacific Corp Pfd	090435-KR	Consumer Non-Durables	South Korea	0.00%	0.00%	0.00%	0.00%
Numis Corp Plc Ord	NUM-GB	Finance	United Kingdom	0.00%	0.00%	0.00%	0.00%
Pharos Energy Plc Ord	PHAR-GB	Energy Minerals	United Kingdom	0.00%	0.00%	0.00%	0.00%
Funding Circle Holdings Plc Ord	FCH-GB	Finance	United Kingdom	0.00%	0.00%	0.00%	0.00%
Zhengzhou Yutong Bus Co Ltd Ord A	600066-CN	Producer Manufacturing	China	0.00%	0.00%	0.00%	0.00%
China National Medicines Corp Ord A	600511-CN	Health Technology	China	0.00%	0.00%	0.00%	0.00%

Note: Some holdings are less than 0.005% and therefore are displayed as 0.00% in the table due to rounding. Allocations assume global equities are “risk on”. If global equities are “risk off”, allocations to the listed companies will be reduced and portfolio cash will be increased.

## iFunds Ethical Portfolios - Holdings document 31<sup>st</sup> December 2019

Company	Ticker	Sector	Country	Ethical Cautious	Ethical Balanced	Ethical Growth	Ethical Aggressive
Guangzhou Automobile Group Ord A	601238-CN	Consumer Durables	China	0.00%	0.00%	0.00%	0.00%
Alfa Financial Software Holding Ord	ALFA-GB	Technology Services	United Kingdom	0.00%	0.00%	0.00%	0.00%
Zhejiang Weixing New Building Ord A	002372-CN	Producer Manufacturing	China	0.00%	0.00%	0.00%	0.00%
Equity Other	Equity Other	-	-	0.00%	0.00%	0.00%	0.00%

Note: Some holdings are less than 0.005% and therefore are displayed as 0.00% in the table due to rounding. Allocations assume global equities are “risk on”. If global equities are “risk off”, allocations to the listed companies will be reduced and portfolio cash will be increased.