

SGMP NEC Mobile App Guide

The **SGMP NEC Mobile App** is an easy and convenient way to navigate the annual conference on your Apple (iOS) and Android smartphones and tablets. It contains all of the event information that you'll need to make the most out of your experience.



1. Download the native apps from iTunes and Google Play stores and search “**SGMP NEC**”



Optional: Use a QR Reader to scan a QR code below



iOS



Android



Web

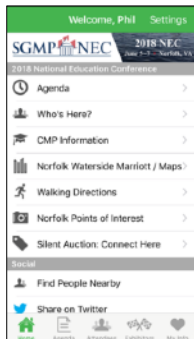
For an **HTML5 web version** (to use on a laptop, Windows phone, or Blackberry), direct your browser to:
<https://www.confpal.com/m/sgmp/>

2. Log In

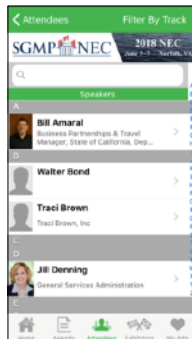
Username: Your **email address**
Password (if prompted): **sgmp**

3. Key Features

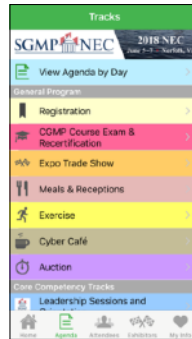
- Find **Attendees and Speakers** (locate the “Attendees” tab on the bottom menu), and view their profiles
- Search **Sessions** by Track and “View Agenda by Day” and **personalize your daily calendar**
- Search **Sponsors** by selecting “Sponsors” on the bottom menu
- Create your own **Notes** about fellow attendees, finalists, or sponsors: select “**Write Notes**” on the attendee or sponsor profile page (locate the “My Info” tab on the bottom menu to view all your notes)
- Take **Surveys** after each session to rate the speaker and session topic
- **Update your profile**, bio, and headshot by tapping “Settings” at the top of the Main Menu, then tap View / Edit Profile. You may import your LinkedIn summary, too if you’re logged in to LinkedIn.



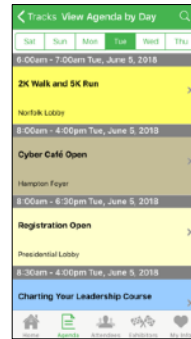
Home Page




Attendees & Speakers



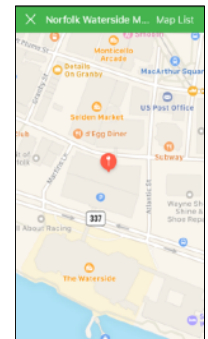
Tracks Menu



Daily Agenda



Sponsors & Exhibitors



Maps & Directions



App questions?
Ask the AgendaPop app staff
or email: help@agendapop.com

AGENDAPOP
AgendaPop.com
(703) 793-4955