

MINIATURE Relief Valves

RV56 Models Port Sizes: 1/8, 1/4



Model Shown: RV56-2G

- ◆ Inline mounting.
- ◆ Diaphragm-type design.
- ◆ Pressure gauge.
- ◆ NPTF port threads; optional BSPP threads.

SPECIFICATIONS

Ambient/Media Temperature:

40° to 125°F (4° to 52°C).

Body: Aluminum.

Dome and Knob: Acetal.

Fluid Media: Compressed air.

Relieving Range: 1 to 100 psig (0.07 to 6.9 bar).

Maximum Relief Flow Range:

10 to 30 scfm (4.7 to 14 l/s) with a pressure differential of 10 to 15 psi (0.7 to 1 bar).

Minimum Relief Flow: 5 ml/minute.

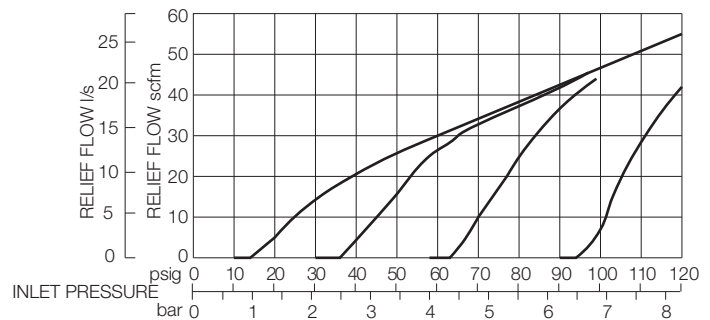
Pressure Gauge: 0 to 160 psig (11 bar); 1-1/2 inch dial face; 1/8 NPT gauge ports front and rear.

Panel Mounting: 1-3/16 inch (30 mm) hole required.

Seals: Nitrile.

Maximum Inlet Pressure: 300 P.S.I.

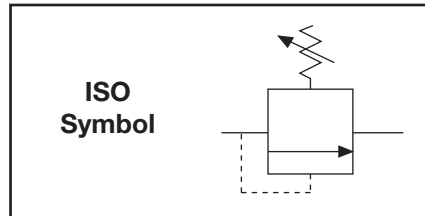
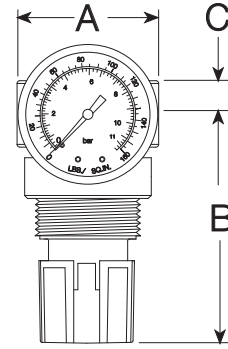
FLOW CHART



DIMENSIONS inches (mm)

| A | B | C | Depth † | Weight † lb (kg) |
|-------------|-------------|-------------|----------------|----------------------------|
| 1.6 (41) | 2.7 (68) | 0.4 (10) | 1.6 (41) | 0.38 (0.16) |

† Less gauge.



MINIATURE Relief Valve RV56 Series

ORDERING INFORMATION

Change the letters in the sample model number below to specify the relief valve you want.

RV56 - 2 Y G W

PORT SIZE

- 1/8 NPTF..... 1
- 1/4 NPTF..... 2

OPTIONS

- None. Leave Blank
- Springs: (0-100 psig standard)
- For optimum performance operating pressure should fall approximately in the middle of the spring range.
- 0-125 psig (0-8.6 bar) H
- 0-50 psig (0-3.4 bar) L
- 0-15 psig (0-1.0 bar) L15
- 0-30 psig (0-2.1 bar) L30

PORT TYPE

- NPTF threads Leave Blank
- BSPP threads W

OPTIONS (More than one option can be chosen. Add in alphabetical order)

- Delete gauge Leave Blank
- 0-160 PSI Gauge G
- Plastic mounting nut P
- Metal mounting nut..... PN
- Hex plastic mounting nut PE

MOUNTING BRACKETS

See page 320.