

LANDSCAPE ATTACHMENTS

1.800.456.7100 | www.paladinattachments.com


AUGER DRIVES

- 5 to 60 GPM available
- Extensions available for deeper digging
- Augers available up to 48" diameter
- Planetary reduction auger drives
- 2 speed auger drives available
- 1 to 2 year warranty, additional 1 year planetary warranty on select drives
- Fully welded fighting for added auger strength



BUCKETS

- Many styles available: General Purpose, Low Profile, Multi-purpose, Rock
- Various sizes & edge hole patterns for common bolt-on wear edges available to assist in your jobs requirements
- High strength steel construction
- Standard tooth bars and tooth bars that fit over bolt-on wear edges available
- Tooth or smooth edge and bolt-on edges with series 23 H&L teeth available



COMPACT/MINI ATTACHMENTS

We offer a full line of attachments for Compact Tool Carriers and Mini Skid Steers

Adapters	Dozer Blades	Power Box Rakes	Snow Blowers	Trenchers
Auger Drives	Grabbing Tool - JAWZ™	Power Shovels	Sod Rollers	Vibratory Plows
Brush Grapples	Hardscape Grapples	Rock Buckets	Stump Grinders	Vibratory Rollers
Angle Brooms	Levelers	Scrap Grapples	Tillers	
Bucket Brooms	4-in-1 Buckets	Skid Hoes	Tree Forks	
Buckets	Pallet Forks	Snow Blades	Tree and Shrub Grapple	

FORKS/CARRIAGES



- Full floating pin design allows for easy pick-up of material
 - Capacities from 5,000 to 21,000 lbs
 - Widths in 48", 60", 72", 74" & 96"
- RAIL STYLE PALLET FORKS**
- Solid rails add strength and durability
 - Brick guard is standard
 - Forks lock into position with user-friendly pin clip assemblies
 - Block tines can easily replace pallet tines



GRAPPLES



BRUSH GRAPPLES CONSTRUCTION GRAPPLES SCRAP GRAPPLES

- Patented designs withstands the demands of work in scrap handling, recycling, & other tough applications
- Includes hardened pins, cushioned cylinder kit & cylinder/nose guard



PREPARATOR

- Efficiently handles clean-up, rock removal and soil preparation
- Follows ground contour while picking up rocks and debris
- Picks up rocks 1" to 20" in diameter
- Bi-directional drum tills up to 2.5" deep



RAKES

- Grooms and finishes soil for seeding and sodding
- Picks up rocks from .75" to 6" in diameter and collects them in the hopper
- Breaks up clods and levels soils
- Easy to dump collected debris
- 3-point mounting available




- AUTORAKE**
- SSL DIRECT DRIVE POWER RAKE FROM FFC
- SSL CHAIN DRIVE POWER RAKE FROM HARLEY
- Dual independently adjustable gauge wheels allow for skim passes and cutting grades
- Easily removable and reversible end plates for windrowing
- Pure carbide proprietary teeth design, specially shaped to ensure best possible seedbed
- Adjustable polyurethane barrier above roller helps to quickly react to soil moisture conditions



SNOW REMOVAL



- Snow Blades**
- Available with hydraulic or manual angles
- Angles from 30° to 35° depending on model
- Widths in 60", 72", 84", 96", 108", 120", 132" and 144"
- Various models for Skid Steer Loaders, Large Skid Steer Loaders, Compact Tool Carriers, Compact Utility Loaders, Small Wheel Loaders, and Backhoe Loaders
- V-Blade Snow Plows**
- Multi position adjustable blade - Straight, V, Scoop,
- Angles up to 30° in both directions
- Blade floats 5° and tilts 5° for ground contour
- For Skid Steer Loaders
- SNOW PUSHES**
- Heavy-duty, fully welded steel with 3/8" thick end plates
- Moves large volumes of snow efficiently
- Rubber edge standard on all models
- Ideal for waste water, manure, feed lot and food cleanup
- Optional Pull Back Kit draws back snow from buildings, fences and confined areas
- For Skid Steer Loaders, Compact Utility Loaders, Compact Tractors, Small Wheel Loaders and Backhoe Loaders
- SNOW BLOWERS**
- Two-stage hydraulic blower
- Throws snow up to 45 feet
- Electrically controlled with hydraulically operated poly-lined chute and deflector
- For Skid Steer Loaders and Compact Tool Carriers
- SNOW BUCKETS**
- Move large volumes of snow or other loose materials efficiently
- Cut out back plate for better visibility
- Quickly attaches to all prime mover brands
- For Skid Steer Loaders, Compact Utility Loaders, Compact Wheel Loaders and Backhoe Loaders



LANDSCAPE ATTACHMENTS

1.800.456.7100 | www.paladinattachments.com

SWEEPERS



- Angle Sweepers, Container Sweepers, Vacuum Container Sweepers, and Walk-Behind Sweepers
- Fitted for Compact Tool Carriers, SSU, and Wheel Loaders of all OEM makes and models




STUMP GRINDERS



- Heavy-duty gearbox drives with torque arm motor support
- Multi-function controls operate from inside the loader
- Excellent operating visibility
- Built-in grouser pads provide exceptional stability during cutting and grip for uneven ground and hill sides
- Tooth pattern allows side-to-side or vertical cutting up to 12" below ground level



SKID HOE



- Efficiently digs trenches up to 6 ft deep
- Provides excellent mobility for digging footings
- Optional fixed thumb available
- Bucket linkage improves bucket breakout force with increased rotation
- Bucket sizes available: 10", 12", 16", 18", and 24"
- Mounts easily on all major skid-steer loader brands with Universal Skid Steer Quick Attach
- Fully engineered and tested in rigorous real life conditions
- Replaceable hardened bushing and greasable fittings on all pivot points which reduces maintenance costs
- Stressproof pins provide higher strength and increased wear resistance



DOZER BLADES



- Hydro-electric controlled angle and tilt, using only one loader valve
- Angle 30° right or left off center
- Tilt 10° off horizontal both directions
- Tilt indicator visible from operator's seat
- Available in 84" and 96"



ROOT RAKE



- Heavy-duty Root Rake removes roots while heaving the soil at the job site
- Aggressive tine and grapple profiles lock material in place and stabilize during transport
- Leading edge of grapple travels in a range of motion that pull material into the bucket area to optimize capacity
- Constructed of high strength steel with replaceable pin-on H&L-230 style teeth



POST DRIVER



- Operates off the skid steer hydraulics and does not require an independent tank and pump
- Smooth operation with no shock load back to the skid steer
- Different size striker plates and collars accommodate a wide variety of post dimensions
- Side shift function allows the operator to position the post with accuracy



GRADER RAKE



- Times increase digging action for grading and separates debris for site clean-up
- Scarifies and levels hard-packed soil when grading
- Operates in a forward direction
- Features a full-floating design to follow compound grades



TILLERS



- Efficiently breaks up sod and clumps of soil, mixes in compost, prepares soil for seeding
- Hardened, replaceable tines cut 6" deep
- Bi-directional shaft undercuts and top cuts in both directions of travel
- Works next to walls, fences and other obstacles



TREE FORKS



- Position plants, trees, & large shrubs quickly and with ease
- Will grasp up to 44" tree balls
- 6" tread plate on forks to firmly grip bags, boxes, pots, and rocks
- 3,000 lb. carrying capacity



TREE SCOOP



- Transports and places trees and shrubbery
- Digs holes for incoming trees
- Efficiently removes tree stumps
- Perfect for placing large decorative rocks and stones
- .375" plate with sharp, tapered edge



LANDSCAPE ATTACHMENTS

1.800.456.7100 | www.paladinattachments.com

TREE SHEAR



- Adjustable/detachable push bar/brush guard
- Adjustable cutting blade
- Protected hydraulic lines
- Operates on standard flow hydraulics



TREE SPADE



- Available in 3 series:
15° truncated series with undercutter
23° modified truncated series
30° cone model
- Standard electric control joystick to function the hydraulic valve
- Overlapping blades to clean cut roots
- Adjustable legs slide to control ball depth
- Wide gate opening to engage tree easily



TRENCHERS



- Mount to skid-steer loaders, compact tool carriers, & 3-point PTO hydrostatic tractors
- Light and heavy duty crumbler & safety bar
- Standard & high flow options
- Several boom lengths available to match your job's specifications
3", 4.5", 6", 8", 10", & 12" chain widths available
- 2 year limited warranty



VIBRATORY PLOW



- 12" turning radius
- Rotating coupler wheel frame mounted
- Optional hydraulic steering assembly
- Optional cable chute blades, reel mount, and pulling accessories available



VIBRATORY ROLLER



- Seven models
- 36" to 84" working widths
- Hydraulic drives are protected and isolated to provide maximum performance and reliability
- Delivers up to 9,370 lbs or dynamic force when operating at 20 GPM
- 15° oscillation of drums



PARTS FOR ALL PALADIN ATTACHMENTS



- Wear Parts available to meet all your maintenance needs
- Bulk quantities
- Attachment specific quantities
- Complete Maintenance Kits - all installation hardware & wear component(s) in one kit



Wear Parts

RECOMMENDED ATTACHMENT COMBINATIONS BY APPLICATION

LANDSCAPE CONSTRUCTION (SSL AND MINI)

- Buckets
- Forks/Carriages
- Augers
- Trenchers
- Post Driver (SSL only)
- Sweepers
- Skid Hoe
- Sod Roller (Mini only)
- Vibratory Plows
- Vibratory Rollers
- Grader Rake
- Levelers
- Tree Forks

LANDSCAPE MAINTENANCE (SSL AND MINI)

- Tree and Shrub Grapple (Mini only)
- Stump Grinder
- Tree Scoop
- Tree Spade (SSL only)
- JAWZ™ Grabbing Tool

SOIL/SITE PREPARATION (SSL AND MINI)

- Direct Drive and Chain Drive Power Box Rakes
- Preparator (SSL only)
- Auto Rake (SSL only)
- Tiller

HARDSCAPE MATERIAL HANDLING (SSL AND MINI)

- Hardscape Grapple
- Quik Pik™ Multi-Purpose Grapple

SNOW REMOVAL (SSL AND MINI)

- Snow Blades
- V-Blades
- Snow Pushes (SSL only)
- Snow Blowers
- Walk Behind Sweepers

JAWZ™ GRABBING TOOL



The **Bradco JAWZ™ Grabbng Tool** allows you to easily remove invasive trees and shrubs. It features a patented, dual cylinder powered set of 11 Steel fingers or "pinchers" that grab the tree/shrub trunk with just the right amount of force to take advantage of the lifting power and leverage from your Skid Steer, Compact Tractor, or Compact Tool Carrier. Because the plant and roots can be removed completely without the requirement of herbicides or additional mechanical treatments, root grow-back is extremely unlikely. This is accomplished with minimal impact to the environment so indigenous species can gain a foothold again. The Super JAWZ™ Grabbng Tool will soon be available for large wheel loaders.

HARDSCAPE GRAPPLE



The **Bradco Hardscape Grapple** is designed to eliminate the back-breaking job of moving heavy hardscape materials from place to place. Mounted on skid steer loaders, compact tool carriers and compact tractors for quick and easy handling of materials such as concrete paver sections, small boulders and granite/limestone/ concrete step, it is ideal for hardscape supply dealers, landscapers and property owners doing their own landscaping.



As a hydraulically-powered alternative to forks, pry bars and brute strength, the attachment's grapple arms and rubber grips adjust automatically to the shape and contour of the material being grasped without additional positioning. For increased safety, a cylinder check valve prevents loss of clamping force even if the machine's hydraulic power is lost. Operators can also easily reach over other sections of materials for a specific stack of pavers or load and unload heavy hardscape materials from the bed of a trailer or truck.



For easy storage, the Hardscape Grapple has a simple stand utilizing two steel tubes that have been integrated into the attachment and can be stored neatly in the quick attach when not in use. Weighing 175 lbs., this grapple attachment can lift up to 1,500 lbs. with a clamp force of 1,525 lbs. Designed with a grip range of 18 - 48 inches, a plunge depth minimum of 13 inches and a maximum reach of 14 inches the Hardscape Grapple is purpose-built with the landscaper and hardscape supply dealer in mind.

D4 48" MINI POWER BOX RAKE



The **Harley D4 48" Mini Power Box Rake** features a new hex drive system and direct drive motor. Most importantly, the motor has been **completely** embedded into the rotating drum providing optimal protection from ground debris and dirt. In addition our engineers significantly reduced the amount of metal without compromising strength. The new D4 weighs 22% less than the original Harley M4 Rake. This allows for better balance and improved maneuverability. The new flip-up wheels provide for easy storage and do not require tools to adjust. Simply remove a pin.

TREE AND SHRUB GRAPPLE



The **Bradco Tree and Shrub Grapple** is designed to make some of the hardest tasks in landscaping quicker, cleaner and safer. Mounted on highly versatile compact tool carriers, the Tree and Shrub Grapple can easily remove small trees, shrubs, ornamentals and small stumps—even in tight spaces. A hydraulically-powered alternative to shovels, axes, chains, or stump grinders, the Tree and Shrub Grapple attachment reduces job time by effectively removing the whole plant, including the stump, tap and secondary root system, at once. In addition to being easy to use, the Tree and Shrub Grapple keeps clean up to a minimum by leaving dirt, gravel, mulch, etc. in place with minimal disruption to the removal site which can often be cleaned up with just a broom.



Paladin recently put the Tree and Shrub Grapple to the test on a residential condominium project. *In just three hours* the contractor was able to cleanly remove more than *fifty small trees and shrubs* with no damage to the surrounding vegetation, residential structures, irrigation systems, or decorative garden materials. A job that would typically have required a two-man crew several days to complete with conventional tools was easily condensed into a few hours allowing the contractor to quickly finish this project and move on to the next.



QUIK PIK™ MULTI-PURPOSE GRAPPLE



The **Bradco Quik Pik™ Multi-Purpose Grapple** for skid steer loaders is a unique, patented, and versatile attachment that is the multi-tool of material handling. The Quik Pik™ is the only attachment versatile enough to manage brush, logs, hay bales, rocks, pipe/culverts, as well as standard pallet jobs. The base unit with its patented dual hydraulic boom and curved tines allow safe handling of materials such as hay bales, metal cylinders, boulders, culverts, etc. Additional stability is provided because the boom also features articulated curved tines that wrap around and against irregular-shaped objects and loads.

Combine the base unit with the optional fork tines and/or brush rake and you have the material handling capability of multiple attachments such as pallet forks, brush grapples, bale spears, manure forks, rock grapples, and log grapples all in one multi-purpose attachment.

