



Common  
Thread  
Quilt  
Club

# The Common Thread Chronicle

SEPTEMBER 2017

## SPECIAL POINTS OF INTEREST:

### Next Meeting

September 11,  
6:30pm

### Location

Parker Adventist  
Hospital

### Inspiration A

## CHECKLIST:

- Nametag
- Show and Tell
- Bags for the Hospital
- Checks for Carolyn McCormick class

## September Meeting

Speaker: Jeananne Wright, *"Quilting Through The Ages: Keeping The Tradition Alive"*

Challenge: *Flower Power*

**Update: Save for October's Meeting**

Show and Tell: Any of your sewing projects, or even needle or yarn projects

Bring: Name tags, Bag donations for the hospital, Checks for Carolyn McCormick class (\$35 + \$9 pattern charge)

*Quilt Collector, AQS Certified Quilt Appraiser and fellow Colorado Quilter, Jeananne Wright, will be presenting a program on the progression of quilting over the centuries, giving background on the fads and changes in fabrics and quilt styles. She will bring an emphasis on quilts from the 1940s through the 1960s.*



## Looking Ahead

### September 30, 2017 (Saturday)

Class with Carolyn McCormick, 9 AM to 4 PM, Parker Adventist, Pine A&B

### October 2017

Program--*Jenny Kae Parks Trunk Show: Fun, Fast Quilt Patterns*

Membership Renewal - \$30

Challenge Reveal: Flower Power

Basket Giveaway

### November 2017

Program--*Silent Auction Fundraiser*

Bring your unused or gently used quilt items, UFOs, fabric, books

### December 2017

Holiday Celebration Dinner



SEPTEMBER IS THE 13TH ANNIVERSARY OF THE CLUB.

## September 2017 Web Wanderings - by Ethel Swartley

<http://www.quiltasart.com/> - Barbara Ann McCraw

Barbara Ann McCraw grew up in a Chicago tenement, according to her bio page, where her mother used quilting to turn their apartment into a “palace.” Barbara has taken this and other early inspirations and applied them in her own colorful contemporary quilts.

She lives now in Texas, where she has won many awards and honors for her one-of-a-kind art pieces, including having quilts chosen for displays honoring Nelson Mandela in South Africa and Barack Obama here in the U.S.

Many of Barbara’s quilts reflect her African-American heritage, both in fabric choice and in theme, and others are reminiscent of 1960s pop art with their psychedelic colors and explosive movement.

To create her images, she uses piecing, applique and beadwork. When you visit Barbara’s gallery online, be sure to click on Page 2 and 3 to see more of her beautiful work.

# International Quilt Study Center & Museum – Quilt of the Month

## September 2017

### Nine-Patch Variation

Maker unknown

Dated 1813

Probably made in New England






Jonathan Holstein Collection, 2003.003.0383

Made in 1813, this quilt illustrates the transition from center medallion to block-style design. The traditional European device of framing successive levels of pattern is combined with the American practice of alternating pieced and un-pieced blocks. The quilt's central 36-square block was assembled clockwise, around a central four-patch.

This Nine-Patch Variation is on display in [Block by Block: American Quilts in the Industrial Age](#) through November 30 in the Peg Coryell Gallery.



You can also read more about the quilt's composition in this graphic:

-  Unlike typical medallion quilts with embroidered, appliquéd, or printed imagery at their centers, the nucleus of the quilt's "medallion" is the essence of graphic geometry: a checkerboard.
-  The quilt's innermost border is the centerpiece of a larger nine-patch. Square corners join four frieze strips of diamonds—squares rotated 45 degrees.
-  Here, double nine-patch blocks alternate with eight-pointed star blocks. At this stage, the quiltmaker has introduced both shapes (squares and triangles) and block-types (star and nine-patch) that she will reiterate at different scales.
-  An intermediate frame with nine-patch corners replicates the border in #2. Again, the four sides are strips of squares set "on-point" as diamonds. The center diamond along the border's bottom edge—a four-patch rotated 45 degrees—echoes the original four-patch block at the quilt's center.
-  Unlike the variable elements of #s 1-4, these same-size blocks (eight-pointed stars and nine-patches) are interchangeable insofar as they can be swapped in or out regardless of their position vis-à-vis the quilt's center—a modularity that is key to the quilt's overall, diagonal emphasis. By the mid-1800s, the standardization of quilt blocks and their method of assembly (piecing) would become a signature of American pieced quilts.



# Upcoming Quilt Shows, Exhibits, Events

- Sept. 22 - 23      Quilt-A-Fair  
9:00 - 5:00      Boulder County Fairgrounds, Longmont, CO  
<http://0383ee6.netsolhost.com/wordpress1/quilt-a-fair/>
- Oct. 4 - 7      AQS Quilt Week  
Des Moines, IA  
<http://www.quiltweek.com/>
- Nov. 2 - 5      Houston International Quilt Festival (YES, the show will go on!)  
Houston, TX  
<http://quilts.com/quilt-festival-houston.html>

If you plan on traveling this fall, check out these websites for quilt show listings. Some need to be confirmed, but you are able to access listings for most states:

<http://quilterstravelcompanion.com/>

See pull down menu under "Go Traveling"

<http://www.quiltingpathways.com/shows/show-calendar3.html>

As with anything you hear online or elsewhere, be sure to double check the accuracy of the listing by googling the show, quilt group, etc.

## Online Quilt Websites and Blogs Worth the Look:

[pieceocakeblog.com](http://pieceocakeblog.com)      Becky Goldsmith's blog, filled with tips of many kinds, applique eye candy, original patterns and more

<http://www.stitcherydickorydock.com/>      Amy Gibson is a local Craftsy teacher, pattern designer, and all around cheery person! Very prolific

<http://barbarabrackman.blogspot.com/>      Always worth the look!

<http://allaboutapplique.net/authors-gallery/>      Check out the links to various applique quilters

# Club Activities

## Reminder -- Membership Renewal Due in October

Common Thread Quilt Club has a membership dues calendar of October to October of the following year. Dues remain at \$30 to help cover incidental expenses, as well as the main part of our budget, bringing in quality speakers. Ethel Swartley is the Membership Chairman and will take your dues as well as any personal information which has changed. Information will be used to produce a club directory for your personal use.

## Silent Auction Coming in November

The club also raises funds each year through the annual Silent Auction in November. Please be setting aside any fabric (new, quilt store quality), new or gently used tools, books, patterns, UFOs, or other quilt related items in preparation for the November meeting. We will also have some fun activities to help fill the time while waiting for everyone to shop. The last challenge reveal is scheduled for November, also.

## Christmas Stockings for the Parker Task Force

Judi Maxwell is heading up this project again this year and has communicated with the Task Force, committing the club to 200 stockings.

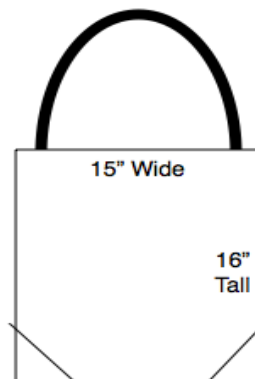
The pattern will be available at the September meeting, as well as being available online at [CommonThreadQuiltClub.com](http://CommonThreadQuiltClub.com). Please use cute children's Christmas fabric for this project. Most of these go to kids.



And...

As always, we will take any donations of tote bags for the Parker Adventist Hospital cancer patients. See the last newsletter or the website for more details. Heather John usually carries some supplies for the bags to hand out at CTQC meetings.

27" to 29" finished length of straps



Stitch lines diagonally across bottom corners if adding a gusset (though not required)

These are donations to the hospital at their request as a thank you for letting us use the room during the year.

Since these are for patients to use when picking up brochures, paperwork and other printed items, the bag size should be approximately 15" wide X 16" tall, finished, with handles approximately 27" to 29" finished length (no shorter than 27" please).

Suggested fabrics are for a heavier weight fabric than quilting cottons. Cotton duck, upholstery fabric, home dec or other heavy woven cotton or cotton blends work well. Be sure to adjust your thread weight to be compatible with the weight of the fabric.

Self fabric straps or webbing, sold by the yard at fabric shops, are good choices for straps.

Please make sure the top edge is not raveling (a hem would be best, unless the fabric has a good edge). Use a 1/4" to 1/2" seam allowance.

Cut straps slightly longer than the finished size, then reinforce the strap at the bag finished edge.

A gusset can be added to the bottom corners, though they are not necessary.

Cutting suggestions:

Cut two pieces of heavier fabric, 16" x 17-1/2" or 18" (this may be pieced from several fabrics) Allow more fabric along top edge to hem the edge

Cut two 29" to 31" handles from webbing straps or from self made fabric straps

Sew a hem along the top edges of the bag front and back. Turn right sides together and sew a 1/2" seam along the sides and bottom of the bag, leaving the hemmed side open. (OR, sew the side and bottom seams first, then hem the top edge, your choice)

Turn right sides out, press seams so that they lay flat. Add straps approximately 2" to 3" in from the seams, front and back. Reinforce strap onto the bag, straps overlapping the fabric by at least 3/4" or more.

## *Challenge: Flower Power*

The next challenge is a 9" x 12" finished flower art.

Orientation can be either horizontal or vertical, and a stipulation regarding this challenge is that there be some element which is 3-D.

This could be trapunto, elements which are not fully part of the surface, beads, embroidery, use your imagination!

Also, there need to be at least two flowers.

Reveal has been postponed to the October meeting.

Don't forget--there is a gift certificate for the winner!



---

## *Update on the Carolyn McCormick Class*

Carolyn McCormick, speaker for CTQC in March 2017 and inventor of the Add-A-Quarter Ruler and other tools, as well as author of numerous books and quilt teacher, will be teaching a class for Common Thread on Saturday, September 30, 9:00 am to 4:00 pm. The class will be held at Parker Adventist Hospital, Pine A & B meeting rooms.

The September meeting is the last time CTQC meets before the class on September 30. Cost is \$35 + \$9 for the pattern. You will need the pattern before the class, so be sure to arrange to pay for the class and pick up the pattern on Sept. 11. You are welcome to bring a friend. Cost for any non-member is going to be the same (\$35 + \$9). We do need to meet a minimum number attending for the class to be a "go".







Program: Quilt Care  
and  
Restoration



August  
Photos




## August Photos







August  
Photos







August  
Photos



# Calendar of Events



<p style="text-align: center;"><i>September 2017</i></p> <p>7<sup>th</sup> – Leadership Meeting 6:00 pm at Park Meadows Mall Food Court</p> <p>11<sup>th</sup> – Common Thread Meeting 6:30pm Jeananne Wright; Fourth Challenge reveal</p> <p>30<sup>th</sup> – Carolyn McCormick Class, 9-4</p>	<p style="text-align: center;"><i>October 2017</i></p> <p>5<sup>th</sup> – Leadership Meeting 6:00 pm at Park Meadows Mall Food Court</p> <p>9<sup>th</sup> – Common Thread Meeting 6:30pm Jenny Kae Parks Trunk Show</p>
<p style="text-align: center;"><i>November 2017</i></p> <p>2<sup>nd</sup> – Leadership Meeting 6:00 pm at Park Meadows Mall Food Court</p> <p>13<sup>th</sup> – Common Thread Meeting 6:30pm Fundraiser</p>	<p style="text-align: center;"><i>December 2017</i></p> <p>7<sup>th</sup> – Leadership Meeting 6:00 pm at Park Meadows Mall Food Court</p> <p>11<sup>th</sup> – Common Thread Meeting 6:30pm Christmas Program</p>

## The Common Thread Chronicle

### Editor:

Sharon Vaninger

The Common Thread Quilters are a quilt group based in Parker, Colorado. Meetings are held at:

Parker Adventist Hospital  
9395 Crown Crest Blvd  
Parker, CO 80138

Unless otherwise notified.

More information about the group can be found at our website:

[CommonThreadQuiltClub.com](http://CommonThreadQuiltClub.com)

Contributions to the newsletter should be sent to:

Vaninger.s@gmail.com

**We currently have 32 members.**

**Dues: \$30.00 per year**  
Due in October 2017

## 2017 Membership Cards



*Common Thread Quilt Club*  
Parker, Colorado  
[www.commonthreadquiltclub.com](http://www.commonthreadquiltclub.com)

**SAMPLE**

Member \_\_\_\_\_

Paid through: \_\_\_\_\_