

		SIZE CODES					
		05W	10W	15W	20W	25W	30W
"H"	WIDTH "W"	15"	27"	39"	51"	63"	75"
HEIGHT							
05H	15 1/4"						
10H	27 1/4"						
15H	42 1/2"						
20H	54 1/2"						
25H	69 3/4"						
30H	81 3/4"						
35H	97"						
40H	109"						

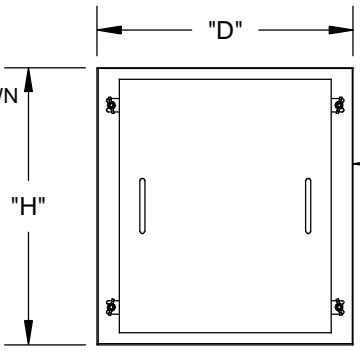
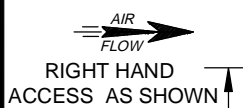
SIZE CODE NOTE: TO DETERMINE SIZE CODE OF DESIRED HOUSING, 05 SIZED UNITS REPRESENT A 12" NOMINAL SIZE FILTER AND 10 SIZED UNITS REPRESENT A 24" NOMINAL SIZED FILTER.
 IE: A 10HX15W UNIT WOULD ACCOMMODATE (1) 24"X24"X11-1/2" NOMINAL FILTER AND (1) 24"X12"X11-1/2" NOMINAL FILTER PLACED SIDE BY SIDE.

DEPTH "D"	
HEPA ONLY	21 1/2"
HEPA W/ 2" PREFILTER	27"
HEPA W/ 4" PREFILTER	27"

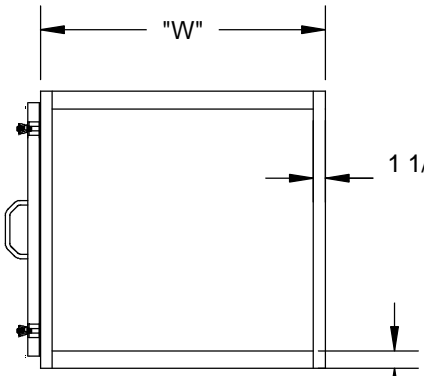
ORDER DETAILS				
ITEM#	HEIGHT	WIDTH	DEPTH	QTY. REQ'D
1				
2				
3				
4				
5				
<i>EX.</i>	20H	15W	25	12

STANDARD OPTIONS
(CHECK IF APPLICABLE)

- PREFILTER SIZE**
 NONE REQUIRED
 2" (NOM.)
 4" (NOM.)
- MATERIAL**
 GALVANIZED STEEL
 ALUMINIZED STEEL
 T-304L STAINLESS
 T-316L STAINLESS
- DOORS**
 1 DOOR**
 2 DOORS**
 RIGHT HAND (STANDARD)
 LEFT HAND
- TEST PORT (3/8" NPT)**
 UPSTREAM OF PREFILTER
 DOWNSTREAM OF FINAL FILTER
- CONSTRUCTION TYPE**
 INTERMITTENTLY WELDED AND CAULKED
 SEAL WELDED
- TRANSITIONS**
 UPSTREAM
 DOWNSTREAM
 SQUARE COLLAR: H/W ____X____
 ROUND COLLAR: ID _____
- HIGH TEMP GASKET**
 YES
- FILTER SEAL TYPE**
 GASKET SEAL
 FLUID SEAL
- STATIC PRESSURE PORTS (REF. CSD-020)**
 PORTS ONLY (PLUGGED)
 WITH GAGES
 FACTORY MOUNTED
 SHIP LOOSE
 PREFILTER GAGE
 HEPA GAGE
 OVERALL GAGE
 MAGNEHELIC
 PHOTOHELIC
- WEATHER PROOF GAGE BOX
- INSULATION TYPE**
 2" THICK, FOIL BACK DOUBLE WALL
- WEATHER COVER**
 YES
- LIFTING LUGS**
 2
 4
- DOOR HINGES**
 YES
- FLANGES**
 PLAIN (STANDARD)
 DRILLED (REF. CSD-018)
 UPSTREAM
 DOWNSTREAM



ACCESS VIEW



FLANGE CONNECTION

STANDARD SPECS:

- UNIT SHALL BE MANUFACTURED FROM 12 AND 14 GA. MATERIAL. IF INTERMITTENTLY WELDED CONSTRUCTION OPTION IS CHOSEN, ALL SEAMS WILL BE INTERMITTENTLY WELDED AND THEN CAULKED WITH AN RTV SEALANT.
- ALL UNITS ARE DESIGNED FOR 24"X24"X11-1/2" OR 24"X12"X11-1/2" ACTUAL SIZED HEPA FILTERS AND 24"X24"X(2" OR 4") OR 24"X12"X(2" OR 4") NOMINAL SIZE PREFILTERS.
- ALL FILTERS TO HAVE A DOWNSTREAM SEAL.
- LOCKING MECHANISM WILL ONLY BE OPERATED FROM ONE SIDE ON 2 DOOR MODELS.
- UNIT COMES STANDARD WITH OUT TURNED FLANGES

STANDARD GAGE OPTIONS:

UNLESS OTHER GAGES ARE SPECIFIED (REFER TO SHEET CSD-020), PREFILTER GAGES SHALL BE A MAGNEHELIC 2002 OR PHOTOHELIC A3002, THE HEPA GAGES SHALL BE A MAGNEHELIC 2004 OR PHOTOHELIC A3004, AND THE OVERALL GAGES SHALL BE A MAGNEHELIC 2005 OR PHOTOHELIC A3005. UNLESS OTHERWISE NOTED, THE GAGE TUBING SHALL BE COPPER WITH BRASS FITTINGS.

**ON ONE DOOR MODELS SPECIFY SIDE FOR DOOR, ON TWO DOOR MODELS SPECIFY SIDE FOR LOCKING MECHANISM.

CUSTOMER INFORMATION

IF YOU DO NOT SEE THE OPTIONS YOU REQUIRE, THE MANUFACTURER CAN CUSTOM DESIGN YOUR HOUSING TO NEARLY ANY SIZE AND SPECIFICATION.

HEPA SIDE ACCESS

P&G MANUFACTURING

WASHINGTON N.C. 27889
 PHONE NO.: 252-946-9110
 FAX NO.: 252-946-4823

REV.	DRAWN BY DATE	DESCRIPTION:	APPR. BY DATE

THE DEVICE DEPICTED AND DESCRIBED HERON EMBODIES PROPRIETARY INFORMATION OWNED BY P&G MANUFACTURING INC. ALL DESIGN, MANUFACTURING, REPRODUCTION, SALES, AND PATENT RIGHTS REGARDING THIS DEVICE OR DRAWING ARE RESERVED EXCEPT WHERE EXPLICIT RIGHT IS GRANTED IN WRITING.

UNLESS OTHERWISE SPECIFIED
 • ALL DIMENSIONS ARE IN INCHES
 • TOLERANCES ARE: FRACTION: ±1/8"
 DECIMAL: ±.125"
 ANGULAR: ±1°

SALES DRAWING					
DRAWN BY: WMA	DATE: 5/10/10	DRAWING NO.: CSD-012		SHEET 1	OF 1
APPROVED BY: JWW	DATE: 6/29/10	DRAWING NO.: CSD-012		SHEET 1	OF 1
				DWG SCALE: NTS	REV. C

DIMSCALE: 24" TEXT HEIGHT