

ANNUAL REPORT 2018



Golden Retriever Club of Greater Los Angeles Rescue

May 2019

www.grcglarescue.org



CONTENTS

- Executive Summary2
- Financials4
- Rescue at a Glance5
- Infographics6

Executive Summary

Golden Retriever Club of Greater Los Angeles Rescue (GRCGLAR) continues to play an important role in the advocacy of animal rescue each year. With over 18 years of dedicated service to our communities, our volunteers are playing a larger role in answering questions and educating the public. The Golden Retriever is a very popular breed internationally and due to its popularity, the public continues to help socially. With over 4500+ placements throughout the Southern California area, our impact is felt year after year.

With the animal rescue mission at its highest public awareness, 2018 represented a different challenge for the Rescue. Nationwide, the numbers of Golden Retrievers needing rescue continue to decline. This can be attributed to a several factors: a strong economy, which leads to more families being able to care for dogs; the increase of animal rescue groups here in Southern California; and animal control facilities continuing to offer the public first access to a canine in need of adoption, ahead of rescue organizations. Together, these three factors have severely reduced the numbers of Golden Retrievers needing rescue nationwide.

On the events front, GRCGLAR participated in **Goldie Palooza** this past year, which created a wonderful new avenue for Golden Retriever interest. Their event was held in Huntington Beach, and set a then record for Golden Retrievers in a single setting at 681. Their generous donation to GRCGLAR also helped us greatly in our overall finances.

We continued our annual participation at the OC Pet Expo, two events in Irvine (Super Pet Adoption and Home for the Holidays), and Strut Your Mutt Los Angeles. We also expanded our local event outreach as well by participating in events in Hermosa Beach (Pets in the Park), Mission Viejo (DAWG Walk and Festival), and the Westside (Woofstock Festival). All across the Southland, our volunteers continue to make the difference in communicating the importance of animal rescue.

On the adoption front, we adopted out 53 Golden Retrievers (down from 67 in 2017) this past year, with the biggest impact in Orange and Los Angeles Counties again. Our overall adoption rate increased to over 75% this year with our summer months again being the busiest time for intakes.

With an overall stronger economy and applications for canine rescue up, the mission statement for our Rescue is continuously being fulfilled every year.

Thank you for your continued support of our Rescue. Each year, your commitment helps fund valuable programs for these wonderful canines.

GRCGLAR cares for all Golden Retrievers, no matter how great the need.

If you would like to help our Rescue, please see our website at:

www.grcglarescue.org

Board of Directors

- Gerri Monohan – President
- Gary Stevens – Vice President
- Mary Pat Killan - Treasurer
- Jo Anne Delle – Secretary
- Marty Friedman – Director
- Donna Meier – Director
- Sheri Stachowski - Director

Financial Statement

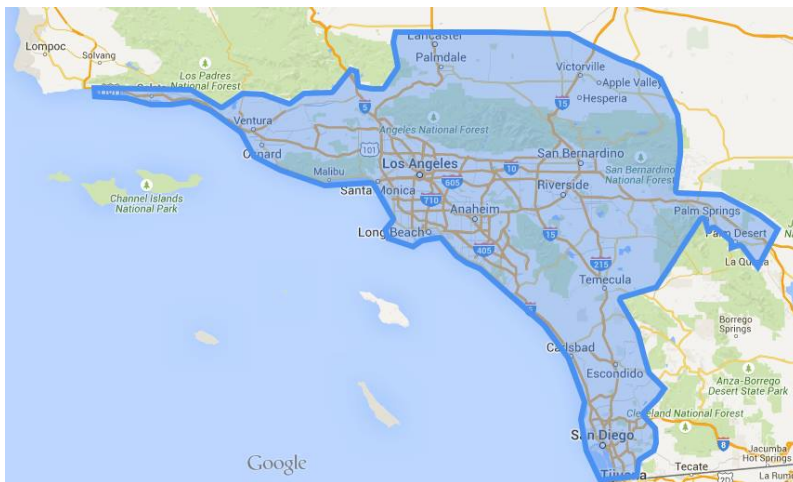
<u>INCOME</u>		<u>EXPENSES</u>	
Home Visits	10,150.00	Admin/Business Expense	258.12
Adoptions	18,475.00	Insurance	4,613.00
Outreach Donations	6,894.06	Boarding	33,013.39
General Donations	96,355.57	Vet/Medical	80,455.66
Adoptions, Corporate Match, Shamrock and April Funds		Shamrock Boarding	1,255.60
Programs	22,112.50	Shamrock Vet/Medical	63,546.39
Holiday Card, Calendar, Logo Wear		Permanent Foster Homes	12,798.06
Indirect Public Support	2,388.74	Behavior Evals/Training	4,451.00
Crowdfunding, Digital Campaigns		Program Costs	1,618.60
Rebates	1,925.48	(Calendar, Holiday Card, etc)	
Special Events	<u>2,986.52</u>	PayPal Expenses	1,141.11
& Fundraisers		Operations	706.20
		Freight/Postage	
		Other Expenses	<u>2,710.36</u>
TOTAL	\$161,287.87	TOTAL	\$206,567.49

ACCOUNTS (Reported End of Year 2018)

General Fund	36,125.67
Bailey Fund	1,231.97
Summer Fund	3,221.71
Savings	29,019.33
Paypal	13,627.34
TOTAL	83,218.77

Rescue at a Glance

COVERAGE MAP and STATISTICS



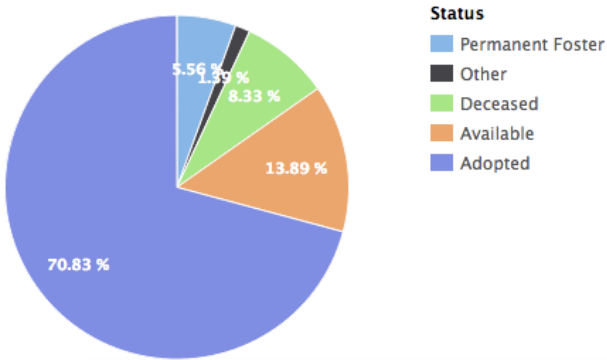
- Serving 12,000+ square miles
- 180+ volunteers
- 6 counties
- 204 cities, 305 communities
- 4500+ golden retrievers placed since 2001.

***“The average dog is a nicer person than the average person”
– Andy Rooney***

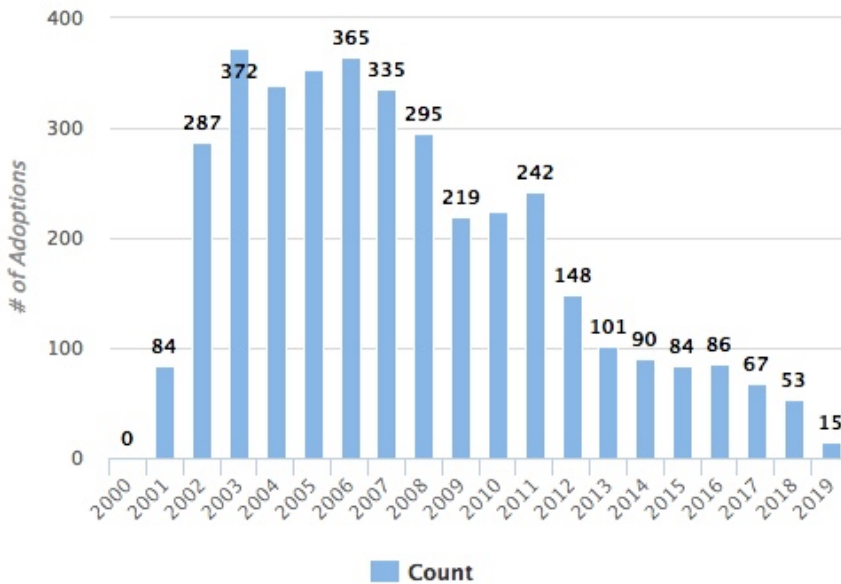
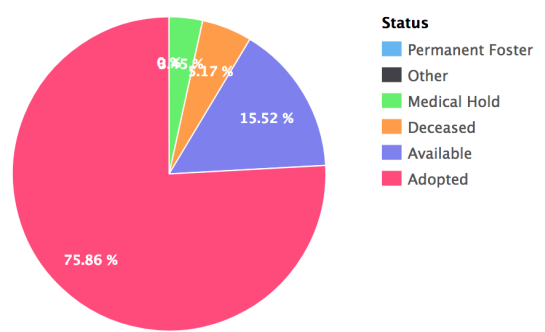


Annual Year Comparison

2017 - 12 Month Dog Status Report



2018 - 12 Month Dog Status Report



Annual Adoptions
2001-2019 (YTD)

2018 - Dog Intake Report – By Month

