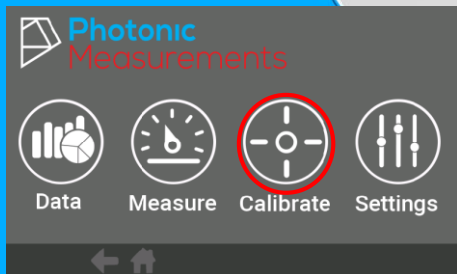


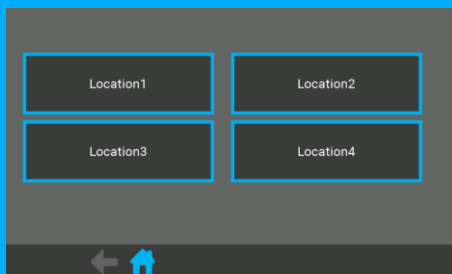
Perform the measurement of calibration parameter for example COD using the procedure from the manufacture of primary device.

Write down the results for each sample...

Sample Name	Value mg/L
Sample 1	Enter Photometer measurement here
Sample 2	Enter Photometer measurement here
Sample 3	Enter Photometer measurement here



Turn on Go
Click Calibrate

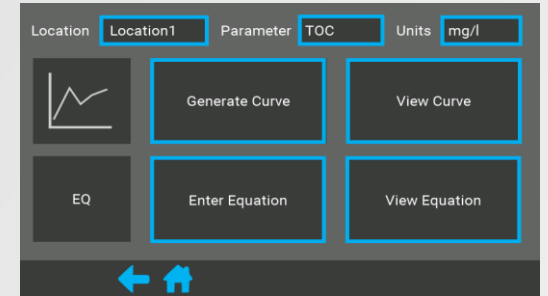


Locations – These are user calibrated measurements of parameters / surrogates that correlate to UV254 absorption. Such parameters as TOC, DOC, COD and BOD amongst others can be calibrated to UV254



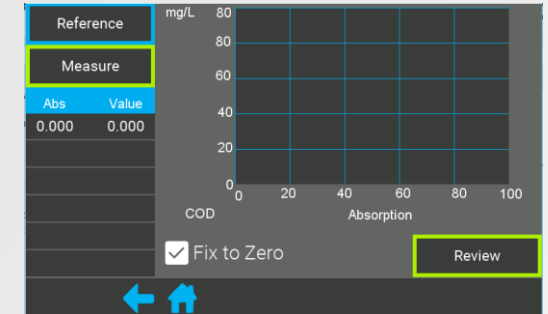
Select a **parameter**
Do not worry at this stage if the parameter/name is not there for the parameter you want to calibrate this can be edited by selecting the item you want to change

If you need to edit the location, parameter or units name, you can do so by clicking on the blue box for each component.
To carry out the calibration click on **Generate Curve**.



Prepare a **reference** sample of distilled water into a cuvette.

Click Reference

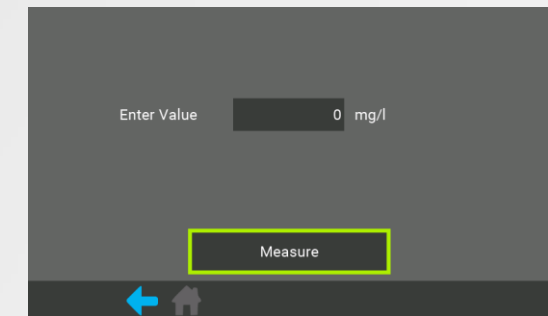


Leave reference sample in the Go and

Click Measure

Enter the concentration, for the reference cell it will be 0.0 mg/L

Click Measure

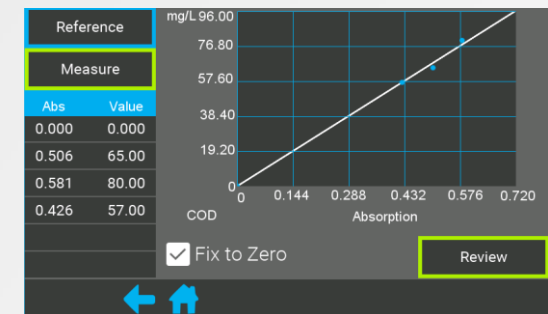


Repeat this for the three calibration **samples**, enter the concentration values found from the primary device

Three points will appear on the graph along with the point at 0.0mg/L from the reference.

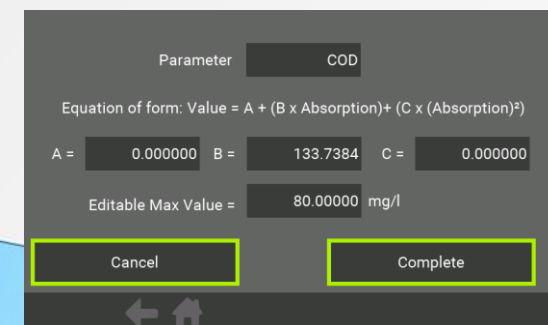
Once you are happy with the calibration click on

Click Review



Change the 'Max Value' of the measurement to that you expect from your water range

Click Complete



The calibration will now be stored in the Go