


# STD Dies for Little Giant Power Hammers

All part numbers beginning with "H" are for 25 LB Little Giants;


All part numbers beginning with "K" are for 50 LB Little Giants.



H7 OS Flat workface 2"x 3"

K7 OS Flat workface 2 1/2" x 4"

P7 Flat workface 3" x 6", 3" x 8",  
and 4" x 8"




Combination Dies sold as set—  
matching upper and lower.

H7/8 Combo workface 2"x 4"

K7/8 Combo workface 2.5"x5"


P7/8 Combo workface 3" x 8"



H7 OS Draw workface 2"x 3"

K7 OS Draw workface 2 1/2"x 4"

P7 Draw workface 3" x 6"



H8 Flat workface 2"x 3"

K8 Flat workface 2.5"x 4"



P8 Flat workface 3" x 6", 3" x 8",  
and 4" x 8"



H8 Draw workface 2" x 3"

K8 Draw workface 2.5" x 4"