



R·H·YODER

2018



Brothers Richard and Henry Yoder grew up watching their father work in his carriage building business and dreaming of the day when they could work with their hands next to their father. When their father passed away while they were still young boys, they decided to honor their father's legacy by becoming craftsmen themselves.

They began by building furniture and cabinetry in their mother's home in 2001, apprenticing under an experienced craftsman named Floyd Miller and producing a line of five different chair styles. As their business and expertise grew they expanded into a slightly larger facility and now have a 20,000-square foot state-of-the-art facility on Richard's property, which is the home of R.H. Yoder Woodworking today.

From the humble beginnings of two young boys admiring their father's work, two brothers have fulfilled their dream. They are now dedicated business owners, employing a team of craftsmen, and producing a full line of more than 70 different chair styles.

Their care and attention to detail shows in every piece of furniture they produce. Your customers deserve nothing less.

Some Styles of Dining Chairs are Available as Caster-Based Desk Chairs:



Traditional Screw Lift



Mission Gas Lift



Mission Screw Lift



Caswell Gas Lift

Note: Selected chair styles are available as barstools. All orders are shipped with standard swivel unless “Memory” swivel is specified on order.

Seat and Edge Options:



Deep Scoop Seat shown with Optional Roundover Edge



Benton Roundover Seat



Bevel Edge

Stretcher Cover Options:



Barstool



Rounded Barstool

Stretcher Covers are available in:

- Black
- Nickel (shown)



The most substantial corner blocks in the industry paired with five screws provides greater stability.



Precise angle cuts on all legs and an exact leveling technique provide unparalleled stability.
















































Final phase hand-sanding and inspection results in superior craftsmanship.

































Precision cut mortise and tenon joints ensure solid, durable structural integrity.






TABLE OF CONTENTS

 Acadia _____ 7	 Bradbury _____ 26-27	 Dillon Barstool _____ 46-47
 Albany _____ 8	 Buchanan _____ 28-29	 Douglas _____ 48-49
 Allerton Barstool _____ 9	 Brunswick _____ 30	 Emerson _____ 50-51
 Arlington _____ 10	 Carmen _____ 31	 Elridge _____ 52
 Armani _____ 11	 Carolina _____ 32-33	 Escalon _____ 53
 Barrel Barstool _____ 12-13	 Carson _____ 34	 Fenmore _____ 54-55
 Bayfield _____ 14-15	 Charleston _____ 35	 Frankton _____ 56-57
 Bellingham _____ 16	 Chesapeake _____ 36	 Folding Chair _____ 58
 Benjamin _____ 17	 Colebrook _____ 37	 Griffin Bar Chair _____ 59
 Belmont Barstool _____ 18-19	 Collins _____ 38	 Grant _____ 60-61
 Bent Feather Bow _____ 20	 Cosgrove Barstool _____ 39	 Hansen _____ 62
 Bent Paddle _____ 21	 Conner _____ 40-41	 Harper _____ 63
 Bent Paddle Post _____ 22	 Country Shaker _____ 42-43	 Harris _____ 64-65
 Brandberg _____ 23	 Country Sheaf _____ 44	 Harvest _____ 66-67
 Bow River _____ 24-25	 Ellington _____ 45	 Harvest Highback _____ 68

	Heritage _____	69
	Iron Craft Barstool _____	70
	Jansen _____	71
	Jumbo Bent Paddle _____	72
	Katana _____	73
	Kensington _____	74
	Lambert Barstool _____	75
	Lamont _____	76
	Lavega _____	77
	Lexford _____	78
	Louisdale _____	79
	Livingston _____	80-81
	Madison _____	82-83
	Marbury _____	84
	Mill Valley _____	85

	Mesa _____	86-87
	Modesto _____	88-89
	Palmer _____	90
	Parkland _____	91
	Portage Barstool _____	92
	Roosevelt _____	93
	Roanoke _____	94-95
	Sawyer _____	96
	Somerset _____	97
	Spring Meadow Pressback _____	98
	Tifton _____	99
	Vintage Mission _____	100
	Wellsburg _____	101
	Wescott _____	102
	Winslow Barstool _____	103

	West Lake _____	104-105
	Yorktown _____	106-107
	Wyndlot _____	108

Customer Material Requirements _____ 118

Chair Dimensions _____ 119-123

TABLES

	Carmen _____	109
	Clawson _____	110
	Emerson _____	111
	Fenmore _____	112
	Iron Craft Pub _____	113
	Iron Forge _____	114
	Roanoke _____	115
	Sawyer _____	116
	Tifton _____	117

BEST SELLERS



Fenmore



Yorktown



Colebrook



Ellington



Carolina



Dillon Barstool



Belmont Barstool with Meribeth Top



Barrel Barstool with Meribeth Top

ACADIA



24"w x 17"d x 40"-45"h

Available in Oak, Cherry, Hard Maple, Brown Maple, Quarter-Sawn White Oak, Hickory, Walnut, Elm, Rustic Cherry and Rustic Hickory

Only Available with Leather or Fabric Seats and Backs

Shown in Quarter-Sawn White Oak with Asbury Stain and Black Leather

ALBANY



Side: 20 ½"w x 16 ½"d x 40"h

Arm: 23"w x 16 ½"d x 40"h

Available in Oak, Cherry,
Hard Maple, Brown Maple
and Rustic Cherry

Also Available as Caster-
Based Desk Chairs

Shown in Brown Maple with Nutmeg Stain

ALLERTON BARSTOOL



Tack Options



Seat Dimensions: 14" x 18"

Base Dimensions: 16 1/4" x 20"

Available in 24" and 30"h

Available in Oak, Cherry, Hard Maple, Brown Maple, Quarter-Sawn White Oak, Hickory, Walnut, Elm, Rustic Cherry and Rustic Hickory

Only Available with Leather or Fabric Seats

Tacks are Standard

Shown in Cherry with Michael's Cherry Stain and Black Leather with Black Tacks (left)

Shown in Brown Maple with Onyx Stain and 28-23 Rink Fabric with Nickel Tacks (right)

ARLINGTON



Side: 20 ½"w x 16 ½"d x 40"h

Arm: 23"w x 16 ½"d x 40"h

Available in Oak, Cherry,
Hard Maple, Brown Maple
and Rustic Cherry

Also Available as Caster-
Based Desk Chairs

Shown in Brown Maple with Nutmeg Stain

ARMANI



Side: 18 ½"w x 17"d x 42"h

Arm: 25"w x 17"d x 42"h

Available in Oak, Cherry, Hard Maple, Brown Maple, Quarter-Sawn White Oak, Hickory, Walnut, Elm, Rustic Cherry and Rustic Hickory

Available with Wood, Leather or Fabric Seats

Also Available as Caster-Based Desk Chairs

*Shown in Cherry with FD 6891
Chilton Stain*

BARREL BARSTOOL



Seat Diameter: 16 ½"

Available in 18", 24" and 30"h

Available in Oak, Cherry, Hard Maple, Brown Maple, Quarter-Sawn White Oak, Hickory, Walnut, Elm, Rustic Cherry and Rustic Hickory

Available with Wood, Leather or Fabric Seats

Swivel Seats are Standard

Shown in Quarter-Sawn White Oak with Michael's Cherry Stain (left)

Shown in Oak with OCS 111 Stain (right)

BARREL BARSTOOL WITH MERIBETH TOP



Seat Diameter: 16 1/2"

Available in 18", 24" and 30"h

Meribeth Top: 11 1/2"h

Available in Oak, Cherry, Hard Maple, Brown Maple, Quarter-Sawn White Oak, Hickory, Walnut, Elm, Rustic Cherry and Rustic Hickory

Available with Wood, Leather or Fabric Seats

Swivel Seats are Standard

Shown in Brown Maple with Acres Stain (left)

Shown in Oak with OCS 111 Stain (right)



BAYFIELD



Side: 20 1/2"w x 17 1/2"d x 35"h

Arm: 25"w x 17 1/2"d x 35"h

Available in Oak, Cherry, Hard Maple, Brown Maple, Quarter-Sawn White Oak, Hickory, Walnut, Elm, Rustic Cherry and Rustic Hickory

Only Available with Leather or Fabric Seats and Backs

Shown with Northern Woodcraft Christy Table (left page)

Shown in Elm with New Carrington Stain and 26-6 Terry Fabric

BELLINGHAM



36" Long Bench
43 1/2"w x 17"d x 42 1/2"h
48" Long Bench
55 1/2"w x 17"d x 42 1/2"h



**24" or 30" High Base
Stationary Bar Chair**
18"w x 16 3/4"d x 19 1/4"h
Back Ht.



**24" or 30" High Base
Swivel Barstool**
18"w x 16 3/4"d x 19 1/4"h
Back Ht.

Side: 18"w x 17"d x 42 1/2"h

Arm: 25"w x 17"d x 42 1/2"h

Available in Oak, Cherry,
Hard Maple, Brown Maple,
Quarter-Sawn White Oak,
Hickory, Walnut, Elm, Rustic
Cherry and Rustic Hickory

Available with Wood, Leather
or Fabric Seats

Also Available as Caster-
Based Desk Chairs

*Shown in Oak with
Old World Mission Stain*

BENJAMIN



Side: 19"w x 17 ½"d x 41"h

Arm: 24"w x 17 ½"d x 41"h

Available in Oak, Cherry, Hard Maple, Brown Maple, Quarter-Sawn White Oak, Hickory, Walnut, Elm, Rustic Cherry and Rustic Hickory

Available with Wood, Leather or Fabric Seats

Shown in Brown Maple with Nutmeg Stain

BELMONT BARSTOOL



Seat Diameter: 16 ½"

Overall Diameter: 18"

Available in 18", 24" and 30"h

Available in Oak, Cherry, Hard Maple, Brown Maple, Quarter-Sawn White Oak, Hickory, Walnut, Elm, Rustic Cherry and Rustic Hickory

Available with Wood, Leather or Fabric Seats

Swivel Seats are Standard

Shown in Brown Maple with Onyx Stain (left)

Shown in Brown Maple with Seat in Nutmeg Stain and Frame in Onyx Stain (right)

BELMONT BARSTOOL WITH MERIBETH TOP



Seat Diameter: 16 1/2"

Overall Diameter: 18"

Available in 18", 24" and 30"h

Meribeth Top: 11 1/2"h

Available in Oak, Cherry, Hard Maple, Brown Maple, Quarter-Sawn White Oak, Hickory, Walnut, Elm, Rustic Cherry and Rustic Hickory

Available with Wood, Leather or Fabric Seats

Swivel Seats are Standard

Shown in Brown Maple with FC-226 Coffee Stain (left)

Shown in Brown Maple with Black Paint Rub-Through (right)

RH Yoder Woodworking, LLC 19



BENT FEATHER BOW



24" or 30" High Base
Swivel Barstool
19"w x 18"d x 23"h Back Ht.

Side: 19"w x 18"d x 40"h

Arm: 25"w x 18"d x 40"h

Available in Oak, Cherry,
Hard Maple, Brown Maple,
and Rustic Cherry

Also Available as Caster-
Based Desk Chairs

Deep Scoop Seats
are Standard

*Shown in Oak with FC-5591
Golden Honey Stain*

BENT PADDLE



24" or 30" High Base
Swivel Barstool
19"w x 18"d x 23"h Back Ht.

Optional Plain Legs

Side: 19"w x 18"d x 40"h

Arm: 25"w x 18"d x 40"h

Available in Oak, Cherry,
Hard Maple, Brown Maple,
and Rustic Cherry

Also Available as Caster-
Based Desk Chairs

Deep Scoop Seats
are Standard

*Shown in Oak with FC-N3176
Malaguania Stain*

BENT PADDLE POST



Acorn
Back



Plain
Back



Optional
Plain Legs



Optional
S-9 Legs



24" or 30" High Base
Swivel Barstool
19"w x 18"d x 23"h Back Ht.

Side: 19"w x 18"d x 39"h

Arm: 25"w x 18"d x 39"h

Available in Oak, Cherry,
Hard Maple and Rustic Cherry

Also Available as Caster-
Based Desk Chairs

Choose from Three Back
Designs (Wheat Shown)

*Shown in Oak with FC-5591
Golden Honey Stain*

BRANDBERG



Side: 18"w x 17"d x 36 ½"h

Arm: 22 ½"w x 17"d x 36 ½"h

Available in Oak, Cherry,
Hard Maple, Brown Maple,
Quarter-Sawn White Oak,
Hickory, Walnut, Elm, Rustic
Cherry and Rustic Hickory

Available with Wood, Leather
or Fabric Seats

*Shown in Brown Maple with
New Carrington Stain*



BOW RIVER



Tack Options

Side: 22"w x 18"d x 42 ½"h

Arm: 29"w x 18"d x 42 ½"h

Available in Oak, Cherry, Hard Maple, Brown Maple, Quarter-Sawn White Oak, Hickory, Walnut, Elm, Rustic Cherry and Rustic Hickory

Only Available with Leather or Fabric Seats and Backs

Tacks are Standard

Shown with West Point Woodworking Xavier Table (left page)

Shown in Brown Maple with Onyx Stain and Black Leather (left page)

Shown in Brown Maple with Sealy Stain and Mahogany Leather (right page)



BRADBURY



24" or 30" High Base
Stationary Bar Chair
19 1/2"w x 17"d x 16 1/2"h Back Ht.



Desk Chair with
Caswell Lift

Side: 19 1/2"w x 17"d x 42"h

Arm: 25 1/2"w x 17"d x 42"h

Available in Oak, Cherry,
Hard Maple, Brown Maple,
Quarter-Sawn White Oak,
Hickory, Walnut, Elm, Rustic
Cherry and Rustic Hickory

Only Available with Leather
or Fabric Seats and Backs

Also Available as Caster-
Based Desk Chairs

*Shown with Iron Forge Table with True
Reclaimed Barn Wood Top (left page)*

*Shown in Oak with Chocolate Spice
Stain and Black Tincture Finish with
C2 Elevator Fabric (left page)*

*Shown in Brown Maple with Rich Tobacco
Stain and 26-11 Cornelia Gray Fabric
(right page)*



BUCHANAN



24" or 30" High Base
Stationary Bar Chair
18"w x 18"d x 19"h Back Ht.

Side: 18"w x 18"d x 38 ½"h

Arm: 25 ½"w x 18"d x 38 ½"h

Available in Oak, Cherry,
Hard Maple, Brown Maple,
Quarter-Sawn White Oak,
Hickory, Walnut, Elm, Rustic
Cherry and Rustic Hickory

Available with Wood, Leather
or Fabric Seats

Also Available as Caster-
Based Desk Chairs

*Shown with Northern Woodcraft
Buchanan Trestle Table (left page)*

*Shown in Rustic Quarter-Sawn White Oak
with Golden Brown Stain*

BRUNSWICK



Optional Bellville Legs



Optional Deep Scoop Seats

Side: 19 1/2"w x 17"d x 43"h

Arm: 25 1/2"w x 17"d x 43"h

Available in Oak, Cherry, Hard Maple, Brown Maple, Quarter-Sawn White Oak, Hickory, Walnut, Elm, Rustic Cherry and Rustic Hickory

Available with Wood, Leather or Fabric Seats

Also Available as Caster-Based Desk Chairs

Shown in Quarter-Sawn White Oak with Michael's Cherry Stain

CARMEN



Side: 18 ½"w x 17 ½"d x 37 ½"h

Arm: 24 ½"w x 17 ½"d x 37 ½"h

Available in Oak, Cherry, Hard Maple, Brown Maple, Quarter-Sawn White Oak, Hickory, Walnut, Elm, Rustic Cherry and Rustic Hickory

Available with Wood, Leather or Fabric Seats

Shown in Brown Maple with Briar Stain



CAROLINA



24" or 30" High Base
Stationary Bar Chair
18"w x 18"d x 20"h Back Ht.



24" or 30" High Base
Swivel Barstool
18"w x 18"d x 20"h Back Ht.

Side: 18"w x 17 ¾"d x 42"h

Arm: 24 ½"w x 17 ¾"d x 42"h

Available in Oak, Cherry,
Hard Maple, Brown Maple,
Quarter-Sawn White Oak,
Hickory, Walnut, Elm, Rustic
Cherry and Rustic Hickory

Available with Wood, Leather
or Fabric Seats

*Shown with Northern Woodcraft
Carolina Trestle Table (left page)*

*Shown in Cherry with FC-N3176
Malaguania Stain*

CARSON



24" or 30" High Base
Stationary Bar Chair
19"w x 17"d x 18"h Back Ht.

Side: 19"w x 17"d x 35"h

Arm: 25"w x 17"d x 35"h

Available in Oak, Cherry,
Hard Maple, Brown Maple,
Quarter-Sawn White Oak,
Hickory, Walnut, Elm, Rustic
Cherry and Rustic Hickory

Available with Wood, Leather
or Fabric Seats

Also Available as Caster-
Based Desk Chairs

Shown in Brown Maple with Black Paint

CHARLESTON



Side: 19 ½"w x 18"d x 38 ½"h

Arm: 24"w x 18"d x 38 ½"h

Available in Oak, Cherry, Hard Maple, Brown Maple, Quarter-Sawn White Oak, Hickory, Walnut, Elm, Rustic Cherry and Rustic Hickory

Available with Wood, Leather or Fabric Seats

Also Available as Caster-Based Desk Chairs

Shown in Brown Maple with Nutmeg Stain

CHESAPEAKE



Inlay



24" or 30" High Base
Stationary Bar Chair
18" w x 16 3/4" d x 20 1/2" h Back Ht.

Side: 18 1/2" w x 17" d x 41" h

Arm: 25" w x 17" d x 41" h

Available in Oak, Cherry,
Hard Maple, Brown Maple,
Quarter-Sawn White Oak,
Hickory, Walnut, Elm, Rustic
Cherry and Rustic Hickory

Available with Wood, Leather
or Fabric Seats

Also Available as Caster-
Based Desk Chairs

*Shown in Brown Maple with
Golden Brown Stain*

COLEBROOK



Ebony
Inlay



36" Long Bench
43 1/2"w x 17"d x 42 1/2"h
48" Long Bench
55 1/2"w x 17"d x 42 1/2"h



**24" or 30" High Base
Stationary Bar Chair**
18"w x 16 3/4"d x 19 1/4"h
Back Ht.

Side: 18"w x 17"d x 42"h

Arm: 26"w x 17"d x 42"h

Available in Oak, Cherry,
Hard Maple, Brown Maple,
Quarter-Sawn White Oak,
Hickory, Walnut, Elm, Rustic
Cherry and Rustic Hickory

Available with Wood, Leather
or Fabric Seats

Also Available as Caster-
Based Desk Chairs

*Shown in Quarter-Sawn White Oak
with Michael's Cherry Stain*

COLLINS



Side: 19"w x 17 ½"d x 38"h

Arm: 22"w x 17 ½"d x 38"h

Available in Oak, Cherry,
Hard Maple, Brown Maple,
Quarter-Sawn White Oak,
Hickory, Walnut, Elm, Rustic
Cherry and Rustic Hickory


Available with Wood, Leather
or Fabric Seats

*Shown in Brown Maple with
Golden Brown Stain*

COSGROVE BARSTOOL



Tack Options



Seat Diameter: 16 1/2"

Overall Diameter: 18"

Available in 18", 24" and 30"h

Available in Oak, Cherry, Hard Maple, Brown Maple, Quarter-Sawn White Oak, Hickory, Walnut, Elm, Rustic Cherry and Rustic Hickory

Available with Wood, Leather or Fabric Seats

Swivel Seats are Standard

Tacks are Optional

Shown in Brown Maple with Onyx Stain and Texas Leather (left)

Shown in Brown Maple with Onyx Stain and C8-7 Tuxedo Fabric (right)



CONNER



Through Tenon



24" or 30" High Base
Stationary Bar Chair
19"w x 17 1/2"d x 23 1/2"h Back Ht.

Side: 19"w x 17 1/2"d x 46"h

Arm: 25 1/4"w x 17 1/2"d x 46"h

Available in Oak, Cherry,
Hard Maple, Brown Maple,
Quarter-Sawn White Oak,
Hickory, Walnut, Elm, Rustic
Cherry and Rustic Hickory

Only Available with Leather
or Fabric Seats

*Shown with Northern Woodcraft
Conner Trestle Table (left page)*

*Shown in Quarter-Sawn White Oak
with FC-7992 Asbury Brown Stain*



COUNTRY SHAKER



24" or 30" High Base
Stationary Bar Chair
18"w x 16 3/4"d x 19 1/4"h Back Ht.



24" or 30" High Base
Swivel Barstool
18"w x 17"d x 19 1/4"h Back Ht.

Side: 18"w x 17"d x 42"h

Arm: 25 1/2"w x 17"d x 42"h

Available in Oak, Cherry,
Hard Maple, Brown Maple,
Quarter-Sawn White Oak,
Hickory, Walnut, Elm, Rustic
Cherry and Rustic Hickory

Available with Wood, Leather
or Fabric Seats

Also Available as Caster-
Based Desk Chairs

*Shown with Iron Forge Table with True
Reclaimed Barn Wood Top (left page)*

Shown in Oak with Ebony Stain (left page)

*Shown in Brown Maple with FC-7992
Asbury Brown Stain (right page)*

COUNTRY SHEAF



24" or 30" High Base
Swivel Barstool
19"w x 18"d x 23 1/2"h Back Ht.

Side: 19"w x 18"d x 39"h

Arm: 25"w x 18"d x 39"h

Available in Oak, Cherry,
Hard Maple, Brown Maple,
Hickory, Rustic Cherry and
Rustic Hickory

Also Available as Caster-
Based Desk Chairs

*Shown in Oak with FC-5591
Golden Honey Stain*

ELLINGTON - *Essential Dining Collection*



**24" or 30" High Base
Stationary Bar Chair (Shown)**
17"w x 16 1/2"d x 15"h Back Ht.

**24" or 30" High Base
Swivel Barstool (Also Available)**
18"w x 16 1/2"d x 15"h Back Ht.

Side: 18"w x 17"d x 36"h

Arm: 21"w x 17"d x 36"h

Available in Oak, Cherry,
Hard Maple, Brown Maple,
Quarter-Sawn White Oak,
Hickory, Walnut, Elm, Rustic
Cherry and Rustic Hickory

Available with Wood, Leather
or Fabric Seats

*Shown in Brown Maple with 10749
Autumn Leaf Stain*



DILLON BARSTOOL



Tack Options



Seat Diameter: 16 1/2"

Overall Diameter: 18"

Available in 24" and 30"h

Available in Oak, Cherry, Hard Maple, Brown Maple, Quarter-Sawn White Oak, Hickory, Walnut, Elm, Rustic Cherry and Rustic Hickory

Available with Wood, Leather or Fabric Seats

Swivel Seats are Standard

Tacks are Optional


Shown with Northern Woodcraft Dillon Bistro Table (left page)

Shown in Oak with Kona Stain and Black Leather with Optional Nickel Tacks (left)

Shown in Oak with Kona Stain and 15-24 Walker Fabric (right)



DOUGLAS



24" or 30" High Base
Stationary Bar Chair
18 ¼" w x 16 ¾" d x 20 ½" h Back Ht.

Side: 18 ½" w x 17" d x 42" h

Arm: 25" w x 17" d x 42" h

Available in Oak, Cherry,
Hard Maple, Brown Maple,
Quarter-Sawn White Oak,
Hickory, Walnut, Elm, Rustic
Cherry and Rustic Hickory

Available with Wood, Leather
or Fabric Seats

Also Available as Caster-
Based Desk Chairs

*Shown with Northern Woodcraft
Douglas Trestle Table (left page)*

*Shown in Rustic Cherry with FC-10901
Golden Brown Stain (left page)*

*Shown in Quarter-Sawn White Oak with
FC-7992 Asbury Brown Stain (right page)*



EMERSON



Side: 20"w x 18"d x 34"h

Arm: 25 ½"w x 18"d x 34"h

Available in Oak, Cherry, Hard Maple, Brown Maple, Quarter-Sawn White Oak, Hickory, Walnut, Elm, Rustic Cherry and Rustic Hickory

Only Available with Leather or Fabric Seats

Shown with Emerson Table (left page)

Shown in Brown Maple with Storm Grey Stain and C8-57 Coconut Fabric (left page)

Shown in Cherry with Earthtone Stain and C2-21 Canal Fabric (right page)

ELRIDGE



Lumbar Support



24" or 30" High Base
Stationary Bar Chair
18"w x 17 1/2"d x 19 1/4"h
Back Ht.

Side: 18"w x 18"d x 42"h

Arm: 26"w x 18"d x 42"h

Available in Oak, Cherry,
Hard Maple, Brown Maple,
Quarter-Sawn White Oak,
Hickory, Walnut, Elm, Rustic
Cherry and Rustic Hickory

Available with Wood, Leather
or Fabric Seats

Also Available as Caster-
Based Desk Chairs

*Shown in Brown Maple with 10749
Autumn Leaf Stain*

ESCALON



Side: 19"w x 17 ½"d x 37 ½"h

Arm: 23 ½"w x 17 ½"d x 37 ½"h

Available in Oak, Cherry,
Hard Maple, Brown Maple,
Quarter-Sawn White Oak,
Rustic Cherry and
Rustic Hickory

Available with Wood, Leather
or Fabric Seats

*Shown in Brown Maple with
FC-106 Acres Stain*



FENMORE



24" or 30" High Base
Stationary Bar Chair
19"w x 17"d x 19"h Back Ht.

Side: 19"w x 17 ½"d x 41"h

Arm: 24"w x 17 ½"d x 41"h

Available in Oak, Cherry,
Hard Maple, Brown Maple,
Quarter-Sawn White Oak,
Hickory, Walnut, Elm, Rustic
Cherry and Rustic Hickory

Available with Wood, Leather
or Fabric Seats

Shown with Fenmore Table (left page)

*Shown in Quarter-Sawn White Oak with
Smokehouse Stain (left page)*

*Shown in Cherry with Windsor Stain
(right page)*



FRANKTON - *Essential Dining Collection*



24" or 30" High Base
Stationary Bar Chair
18"w x 16 1/2"d x 15"h Back Ht.



24" or 30" High Base
Swivel Barstool
18"w x 16 1/2"d x 15"h Back Ht.

Side: 18"w x 17"d x 36"h

Arm: 21"w x 17"d x 36"h

Available in Oak, Cherry,
Hard Maple, Brown Maple,
Quarter-Sawn White Oak,
Hickory, Walnut, Elm, Rustic
Cherry and Rustic Hickory

Available with Wood, Leather
or Fabric Seats

*Shown with Northern Woodcraft
Mission Pedestal Table (left page)*

*Shown in Oak with FC-228 Rich
Tobacco Stain (left page)*

*Shown in Brown Maple with 10749
Autumn Leaf Stain (right page)*

FOLDING CHAIR



Side: 18 ½"w x 17"d x 32"h

Closed: 18 ½"w x 4 ½"d x 35"h

Available in Oak, Cherry, Hard Maple, Brown Maple, Quarter-Sawn White Oak, Hickory, Walnut, Elm, Rustic Cherry and Rustic Hickory

Available with Wood, Leather or Fabric Seats

Shown in Brown Maple with FC-7992 Asbury Brown Stain and C8-13 Cotton Fabric

GRIFFIN BAR CHAIR



Dimensions: 16 ½" x 16 ½"

Available in 24" and 30"h

Available in Oak, Cherry, Hard Maple, Brown Maple, Quarter-Sawn White Oak, Hickory, Walnut, Elm, Rustic Cherry and Rustic Hickory

Available with Wood, Leather or Fabric Seats

Shown in Oak with Kona Stain



GRANT



24" or 30" High Base
Stationary Bar Chair
18 1/4"w x 17 1/2"d x 20 3/4"h Back Ht.

24" or 30" High Base
Swivel Barstool
18 1/4"w x 17 1/2"d x 20 3/4"h Back Ht.

Side: 18 1/4"w x 17 1/2"d x 42"h

Arm: 25"w x 17 1/2"d x 42"h

Available in Oak, Cherry,
Hard Maple, Brown Maple,
Quarter-Sawn White Oak,
Hickory, Walnut, Elm, Rustic
Cherry and Rustic Hickory

Available with Wood, Leather
or Fabric Seats

Also Available as Caster-
Based Desk Chairs

*Shown with Northern Woodcraft
Grant Trestle Table (left page)*

*Shown in Quarter-Sawn White Oak
with Michael's Cherry Stain*

HANSEN



Side: 19 ½"w x 18"d x 34 ½"h

Available in Oak, Cherry,
Hard Maple, Brown Maple,
Quarter-Sawn White Oak,
Hickory, Walnut and Elm

*Shown in Cherry with Chocolate
Spice Stain*

HARPER



24" or 30" High Base
Stationary Bar Chair
19"w x 17 ¾"d x 19 ½"h Back Ht.

Side: 19 ½"w x 17 ½"d x 38"h

Arm: 25"w x 17 ½"d x 38"h

Available in Oak, Cherry,
Hard Maple, Brown Maple,
Quarter-Sawn White Oak,
Hickory, Walnut, Elm, Rustic
Cherry and Rustic Hickory

Available with Wood, Leather
or Fabric Seats

*Shown in Cherry with FC-N3176
Malaguania Stain*



HARRIS



24" or 30" High Base
Stationary Bar Chair
19"w x 17"d x 19 1/2"h Back Ht.



24" or 30" High Base
Swivel Barstool
19"w x 17"d x 19 1/2"h Back Ht.

Side: 19"w x 17"d x 38"h

Arm: 25"w x 17"d x 38"h

Available in Oak, Cherry,
Hard Maple, Brown Maple,
Quarter-Sawn White Oak,
Hickory, Walnut, Elm, Rustic
Cherry and Rustic Hickory

Available with Wood, Leather
or Fabric Seats

*Shown with Northern Woodcraft
Harris Trestle Table (left page)*

*Shown in Brown Maple with FC-226
Coffee Stain (left page)*

*Shown in Brown Maple with FC-N3173
New Carrington Stain (right page)*



HARVEST



Optional Bellville Legs



Optional Trotter Legs



Optional Farmhouse Legs



24" or 30" High Base Stationary Bar Chair
19" w x 18" d x 19 1/2" h Back Ht.



24" or 30" High Stationary Bar Chair without Back
16" w x 16" d

Side: 19" w x 18" d x 37" h

Arm: 23 1/2" w x 18" d x 37" h

Available in Oak, Cherry, Hard Maple, Brown Maple, Quarter-Sawn White Oak, Hickory, Walnut, Elm, Rustic Cherry and Rustic Hickory

Available with Wood, Leather or Fabric Seats

Also Available as Caster-Based Desk Chairs

Shown with Northern Woodcraft Bellville Table (left page)

Shown in Brown Maple with FC-266 Coffee Stain and Dry Brushing (left page)

Shown in Quarter-Sawn White Oak with Michael's Cherry Stain (right page)

HARVEST HIGHBACK



Optional
Bellville Legs



Optional
Trotter Legs



Optional
Farmhouse Legs

Side: 19"w x 18"d x 41"h

Arm: 23 1/2"w x 18"d x 41"h

Available in Oak, Cherry,
Hard Maple, Brown Maple,
Quarter-Sawn White Oak,
Hickory, Walnut, Elm, Rustic
Cherry and Rustic Hickory

Available with Wood, Leather
or Fabric Seats

Also Available as Caster-
Based Desk Chairs

*Shown in Oak with FC-5591 Golden
Honey Stain and 4-109 Stone Fabric*

HERITAGE



Optional Deep Scoop Seats



24" or 30" High Base
Stationary Bar Chair
19"w x 17"d x 17"h Back Ht.

Side: 19"w x 17"d x 40"h

Arm: 23 ½"w x 17"d x 40"h

Available in Oak, Cherry,
Hard Maple, Brown Maple,
Quarter-Sawn White Oak,
Hickory, Walnut, Elm, Rustic
Cherry and Rustic Hickory

Available with Wood, Leather
or Fabric Seats

Also Available as Caster-
Based Desk Chairs

*Shown in Quarter-Sawn White Oak
with Michael's Cherry Stain*

IRON CRAFT BARSTOOL



Seat Dimensions:
19 ½"w x 15 ½"d

Overall Diameter: 21"

24" Barstool Seat Height
Adjusts from 22"-25",
30" Barstool Seat Height
Adjusts from 28"-31"

Available in Oak, Cherry,
Hard Maple, Brown Maple,
Quarter-Sawn White Oak,
Hickory, Walnut, Elm, Rustic
Cherry and Rustic Hickory

Only Available with Wood Seat

Base Only Available in Black

*Shown in Rustic Quarter-Sawn White Oak
with Michael's Cherry Stain*

JANSEN - *Essential Dining Collection*



**24" or 30" High Base
Stationary Bar Chair (Shown)**
17"w x 16 1/2"d x 15"h Back Ht.

**24" or 30" High Base
Swivel Barstool (Also Available)**
18"w x 16 1/2"d x 15"h Back Ht.

Side: 18"w x 17"d x 36"h

Arm: 21"w x 17"d x 36"h

Available in Oak, Cherry,
Hard Maple, Brown Maple,
Quarter-Sawn White Oak,
Hickory, Walnut, Elm, Rustic
Cherry and Rustic Hickory

Available with Wood, Leather
or Fabric Seats

*Shown in Brown Maple with 10749
Autumn Leaf Stain*

JUMBO BENT PADDLE



Side: 21"w x 18"d x 41"h

Arm: 23 ½"w x 18"d x 41"h

Available as 24" or 30"
High Base Barstools

Available in Oak, Cherry
and Hard Maple

Also Available as Caster-
Based Desk Chairs

Deep Scoop Seats
are Standard

*Shown in Oak with FC-5591
Golden Honey Stain*

KATANA



Side: 22"w x 17 ½"d x 42"h

Arm: 26"w x 17 ½"d x 42"h

Available in Oak, Cherry, Hard Maple, Brown Maple, Quarter-Sawn White Oak, Hickory, Walnut, Elm, Rustic Cherry and Rustic Hickory

Available with Wood, Leather or Fabric Seats

Also Available as Caster-Based Desk Chairs

Shown in Brown Maple with New Carrington Stain

KENSINGTON



Side: 18"w x 16 ½"d x 41"h

Arm: 25 ½"w x 16 ½"d x 41"h

Available in Oak, Cherry,
Hard Maple, Brown Maple,
Quarter-Sawn White Oak,
Hickory, Walnut, Elm, Rustic
Cherry and Rustic Hickory

Available with Wood, Leather
or Fabric Seats

*Shown in Quarter-Sawn White Oak
with Copper Stain*

LAMBERT BARSTOOL



Seat Dimensions: 16 ½" x 18"

Base Dimensions: 17 ½" x 17 ½"

Available in 24" and 30"h

Available in Oak, Cherry,
Hard Maple, Brown Maple,
Quarter-Sawn White Oak,
Hickory, Walnut, Elm, Rustic
Cherry and Rustic Hickory

Only Available with
Wood Seats

Shown in Brown Maple with Onyx Stain

LAMONT



Side: 19"w x 17 1/2"d x 38"h

Available in Oak, Cherry,
Hard Maple, Brown Maple,
Quarter-Sawn White Oak,
Hickory, Walnut, Elm, Rustic
Cherry and Rustic Hickory

Available with Wood, Leather
or Fabric Seats

Shown in Oak with Kona Stain

LAVEGA



24" or 30" High Base
Stationary Bar Chair
18 1/2"w x 17"d x 20 1/2"h Back Ht.

Side: 18 1/2"w x 17"d x 42"h

Arm: 25"w x 17"d x 42"h

Available in Oak, Cherry,
Hard Maple, Brown Maple,
Quarter-Sawn White Oak,
Hickory, Walnut, Elm, Rustic
Cherry and Rustic Hickory

Available with Wood, Leather
or Fabric Seats

Also Available as Caster-
Based Desk Chairs

*Shown with Northern Woodcraft
Lavega Trestle Table (left page)*

*Shown in Brown Maple with FC-20004
Sealy Stain (left page)*

*Shown in Quarter-Sawn White Oak with
Michael's Cherry Stain (right page)*

LEXFORD



Side: 20"w x 17"d x 39"h

Arm: 22"w x 17"d x 39"h

Available in Oak, Cherry, Hard Maple, Brown Maple, Quarter-Sawn White Oak, Hickory, Walnut, Elm, Rustic Cherry and Rustic Hickory

Available with Wood, Leather or Fabric Seats

Also Available as Caster-Based Desk Chairs

Shown in Cherry with FC-106 Acres Stain and 7-27 Grain Fabric

LOUISDALE - *Essential Dining Collection*



24" or 30" High Base
Stationary Bar Chair (Shown)
17"w x 16 1/2"d x 15"h Back Ht.

24" or 30" High Base
Swivel Barstool (Also Available)
18"w x 16 1/2"d x 15"h Back Ht.

Side: 18"w x 17"d x 36"h

Arm: 21"w x 17"d x 36"h

Available in Oak, Cherry,
Hard Maple, Brown Maple,
Quarter-Sawn White Oak,
Hickory, Walnut, Elm, Rustic
Cherry and Rustic Hickory

Available with Wood, Leather
or Fabric Seats

*Shown in Brown Maple with 10749
Autumn Leaf Stain*



LIVINGSTON



24" or 30" High Base
Stationary Bar Chair
19 1/4"w x 17 1/4"d x 21"h Back Ht.



24" or 30" High Base
Swivel Barstool
19 1/4"w x 17 1/4"d x 21"h Back Ht.

Side: 19 1/2"w x 17"d x 41"h

Arm: 25 1/2"w x 17"d x 41"h

Available in Oak, Cherry,
Hard Maple, Brown Maple,
Quarter-Sawn White Oak,
Hickory, Walnut, Elm, Rustic
Cherry and Rustic Hickory

Available with Wood, Leather
or Fabric Seats

Also Available as Caster-
Based Desk Chairs

*Shown with Northern Woodcraft
Livingston Trestle Table (left page)*

*Shown in Brown Maple Tops with S-14 Stain
and Cherry Bases with Coffee Stain (left page)*

*Shown in Quarter-Sawn White Oak with
FC-7992 Asbury Brown Stain (right page)*



We are the people and
the sheep of His pasture.
- Luke 15

MADISON



24" or 30" High Base
Stationary Bar Chair
20"w x 17"d x 21"h Back Ht.



24" or 30" High Base
Swivel Barstool
20"w x 17"d x 21"h Back Ht.

Side: 20"w x 17"d x 41"h

Arm: 25 ½"w x 17"d x 41"h

Available in Oak, Cherry,
Hard Maple, Brown Maple,
Quarter-Sawn White Oak,
Hickory, Walnut, Elm, Rustic
Cherry and Rustic Hickory

Available with Wood, Leather
or Fabric Seats

Also Available as Caster-
Based Desk Chairs

Available with Optional
Deep Scoop Seats

*Shown with Northern Woodcraft
Madison Table (left page)*

Shown in Cherry with Washington Stain

MARBURY - *Essential Dining Collection*



24" or 30" High Base
Stationary Bar Chair
17"w x 16 1/2"d x 15"h Back Ht.



24" or 30" High Base
Swivel Barstool
18"w x 16 1/2"d x 15"h Back Ht.

Side: 18"w x 17"d x 38"h

Arm: 21"w x 17"d x 38"h

Available in Oak, Cherry,
Hard Maple, Brown Maple,
Quarter-Sawn White Oak,
Hickory, Walnut, Elm, Rustic
Cherry and Rustic Hickory

Available with Wood, Leather
or Fabric Seats

*Shown in Brown Maple with Seat in
FC-7695 Copper Stain and Frame in
FC-230 Onyx Stain*

MILL VALLEY



24" or 30" High Base
Stationary Bar Chair
19"w x 17 1/4"d x 20"h Back Ht.

Side: 20"w x 17"d x 42"h

Arm: 25 1/2"w x 17"d x 42"h

Available in Oak, Cherry,
Hard Maple, Brown Maple,
Quarter-Sawn White Oak,
Hickory, Walnut, Elm, Rustic
Cherry and Rustic Hickory

Available with Wood, Leather
or Fabric Seats

Also Available as Caster-
Based Desk Chairs

*Shown in Quarter-Sawn White Oak
with Michael's Cherry Stain*



and HE will give you the desires of your Heart.
Psalm 37:4

MESA



24" or 30" High Base
Stationary Bar Chair
18 ½"w x 17"d x 21"h Back Ht.



24" or 30" High Base
Swivel Barstool
18 ½"w x 17"d x 21"h Back Ht.

Side: 18 ½"w x 17"d x 42"h

Arm: 25 ½"w x 17"d x 42"h

Available in Oak, Cherry,
Hard Maple, Brown Maple,
Quarter-Sawn White Oak,
Hickory, Walnut, Elm, Rustic
Cherry and Rustic Hickory

Available with Wood, Leather
or Fabric Seats

Also Available as Caster-
Based Desk Chairs

*Shown with The Country Woodshop
Mesa Trestle Table (left page)*

*Shown in Quarter-Sawn White Oak
with Michael's Cherry Stain*



MODESTO



36" Long Bench
40 ½"w x 17"d x 42 ½"h
48" Long Bench
52 ½"w x 17"d x 42 ½"h



**24" or 30" High Base
Stationary Bar Chair**
18"w x 17"d x 18 ½"h
Back Ht.



**24" or 30" High Base
Swivel Barstool**
18"w x 17"d x 18 ½"h
Back Ht.

Side: 18"w x 17"d x 42 ½"h

Arm: 25 ½"w x 17"d x 42 ½"h

Available in Oak, Cherry,
Hard Maple, Brown Maple,
Quarter-Sawn White Oak,
Hickory, Walnut, Elm, Rustic
Cherry and Rustic Hickory

Available with Wood, Leather
or Fabric Seats

Also Available as Caster-
Based Desk Chairs

*Shown with Northern Woodcraft
Modesto Trestle Table (left page)*

*Shown in Quarter-Sawn White Oak
with Michael's Cherry Stain and
Bomber Brown Leather (right page)*

PALMER



Side: 18 ½"w x 17"d x 39 ½"h

Arm: 23 ½"w x 17"d x 39 ½"h

Available in Oak, Cherry,
Hard Maple, Brown Maple,
Quarter-Sawn White Oak,
Hickory, Walnut, Elm, Rustic
Cherry and Rustic Hickory

Only Available with Leather
or Fabric Seats and Backs

*Shown in Brown Maple with Asbury Stain
and 28-23 Rink Fabric*

PARKLAND



Optional Deep Scoop Seats



24" or 30" High Base
Stationary Bar Chair
20"w x 17"d x 21"h Back Ht.

Side: 20"w x 18"d x 41"h

Arm: 25 ½"w x 18"d x 41"h

Available in Oak, Cherry,
Hard Maple, Brown Maple,
Quarter-Sawn White Oak,
Hickory, Walnut, Elm, Rustic
Cherry and Rustic Hickory

Available with Wood, Leather
or Fabric Seats

Also Available as Caster-
Based Desk Chairs

Shown in Walnut with Natural Finish

PORTAGE BARSTOOL

Dimensions: 18 ½"w x 12"d

Available in 24" and 30"h

Available in Oak, Cherry,
Hard Maple, Brown Maple,
Quarter-Sawn White Oak,
Hickory, Walnut, Elm, Rustic
Cherry and Rustic Hickory



Swivel Barstool



Stationary Bar Chair

*Shown in Brown Maple with
Coffee Stain (left)*

*Shown in Brown Maple with
Golden Brown Stain (right)*

ROOSEVELT



Side: 24"w x 18"d x 37"h

Available in Oak, Cherry, Hard Maple, Brown Maple, Quarter-Sawn White Oak, Hickory, Walnut, Elm, Rustic Cherry and Rustic Hickory

Only Available with Leather or Fabric Seats and Backs

Shown in Brown Maple with Kona Stain and 31-18 Alaska Fabric (left)

Shown in Brown Maple with Rich Tobacco Stain and 25-17 Danville Fabric (right)



ROANOKE



Side: 20 ½"w x 18"d x 41 ½"h

Available in Oak, Cherry, Hard Maple, Brown Maple, Quarter-Sawn White Oak, Hickory, Walnut, Elm, Rustic Cherry and Rustic Hickory

Only Available with Leather or Fabric Seats and Backs

Shown with Roanoke Table (left page)

Shown in Brown Maple with Rich Tobacco Stain and C2-10 Stew Fabric (left page)

Shown in Oak with Light Smoke Stain with Liming Wax and A3825-Licorice Fabric (right page, left)

Shown in Brown Maple with Rich Tobacco Stain and 4-130 Oatmeal Fabric (right page, right)

SAWYER



Side: 18 ¼"w x 17 ½"d x 38"h

Side: 25"w x 17 ½"d x 38"h

Available in Oak, Cherry, Hard Maple, Brown Maple, Quarter-Sawn White Oak, Hickory, Walnut, Elm, Rustic Cherry and Rustic Hickory

Available with Wood, Leather or Fabric Seats

Vintage Circular-Sawn is Standard

Shown in Quarter-Sawn White Oak with Lite Asbury Stain and Black Tincture Finish

SOMERSET



24" or 30" High Base
Stationary Bar Chair
19"w x 17 1/2"d x 19 1/4" h Back Ht.



24" or 30" High Base
Swivel Barstool
19"w x 17 1/2"d x 19 1/4" h Back Ht.

Side: 19 1/2"w x 17 1/2"d x 38"h

Arm: 25"w x 17 1/2"d x 38"h

Available in Oak, Cherry,
Hard Maple, Brown Maple,
Quarter-Sawn White Oak,
Hickory, Walnut, Elm, Rustic
Cherry and Rustic Hickory

Available with Wood, Leather
or Fabric Seats

*Shown in Cherry with FC-9090
Chocolate Spice Stain*

SPRING MEADOW PRESSBACK



24" or 30" High Base
Swivel Barstool
22"w x 18"d x 22"h Back Ht.

Side: 22"w x 18"d x 37"h

Arm: 25"w x 18"d x 37"h

Available in Oak and Cherry

Also Available as Caster-
Based Desk Chairs

*Shown in Oak with FC-5591
Golden Honey Stain*

TIFTON



Optional Live Edge

(Only Available in Brown Maple, Cherry and Walnut)

Side: 21"w x 17 ½"d x 40 ½"h

Arm: 25 ½"w x 17 ½"d x 40 ½"h

Available in Oak, Cherry, Hard Maple, Brown Maple, Quarter-Sawn White Oak, Hickory, Walnut, Elm, Rustic Cherry and Rustic Hickory

Available with Wood, Leather or Fabric Seats

Also Available as Caster-Based Desk Chairs

Shown in Brown Maple with Onyx Stain

VINTAGE MISSION



24" or 30" High Base
Stationary Bar Chair
18"w x 18"d x 19"h Back Ht.



24" or 30" High Base
Swivel Barstool
18"w x 18"d x 19"h Back Ht.

Side: 18"w x 18"d x 42 ½"h

Arm: 25"w x 18"d x 42 ½"h

Available in Oak, Cherry,
Hard Maple, Brown Maple,
Quarter-Sawn White Oak,
Hickory, Walnut, Elm, Rustic
Cherry and Rustic Hickory

Available with Wood, Leather
or Fabric Seats

Also Available as Caster-
Based Desk Chairs

*Shown in Oak with
Old World Mission Stain*

WELLSBURG



Side: 19"w x 17 ½"d x 41"h

Arm: 24"w x 17 ½"d x 41"h

Available in Oak, Cherry, Hard Maple, Brown Maple, Quarter-Sawn White Oak, Hickory, Walnut, Elm, Rustic Cherry and Rustic Hickory

Available with Wood, Leather or Fabric Seats

Shown in Cherry with Antique Slate Stain and 23-9 Turbo Fabric

WESCOTT



Side: 20 1/2"w x 18"d x 37"h

Arm: 23 1/2"w x 18"d x 37"h

Available in Oak, Cherry,
Hard Maple, Brown Maple,
Quarter-Sawn White Oak,
Hickory, Walnut, Elm, Rustic
Cherry and Rustic Hickory

Only Available with Leather
or Fabric Seats and Backs

*Shown in Cherry with Rich Tobacco Stain
and 23-9 Turbo Fabric*

WINSLOW BARSTOOL



Stationary Bar Chair



Swivel Barstool



Dimensions: 19 ½"w x 14"d

Available in 24" and 30"h

Available in Oak, Cherry, Hard Maple, Brown Maple, Quarter-Sawn White Oak, Hickory, Walnut, Elm, Rustic Cherry and Rustic Hickory

Only Available with Wood Seat

Shown in Brown Maple with Asbury Stain (left)

Shown in Brown Maple with Coffee Stain (right)



WEST LAKE



36" Long Bench
43 1/2"w x 17"d x 41 1/2"h
48" Long Bench
55 1/2"w x 17"d x 41 1/2"h



**24" or 30" High Base
Stationary Bar Chair**
18"w x 18"d x 19"h
Back Ht.



**24" or 30" High Base
Swivel Barstool**
18"w x 18"d x 19"h
Back Ht.



Side: 18"w x 18"d x 41 1/2"h

Arm: 25"w x 18"d x 41 1/2"h

Available in Oak, Cherry, Hard Maple, Brown Maple, Quarter-Sawn White Oak, Hickory, Walnut, Elm, Rustic Cherry and Rustic Hickory

Available with Wood, Leather or Fabric Seats

Also Available as Caster-Based Desk Chairs

Shown with Northern Woodcraft West Lake Table (left page)

Shown in Oak with S-14 Stain and 7-21 Linen Fabric (left page)

Shown in Quarter-Sawn White Oak with Michael's Cherry Stain (right page)



YORKTOWN



24" or 30" High Base
Stationary Bar Chair
19"w x 18"d x 20"h Back Ht.



24" or 30" High Base
Swivel Barstool
19"w x 18"d x 20"h Back Ht.

Side: 18"w x 18"d x 42 ½"h

Arm: 25"w x 18"d x 42 ½"h

Available in Oak, Cherry,
Hard Maple, Brown Maple,
Quarter-Sawn White Oak,
Hickory, Walnut, Elm, Rustic
Cherry and Rustic Hickory

Available with Wood, Leather
or Fabric Seats

*Shown with Northern Woodcraft
Country Shaker Trestle Table (left page)*

*Shown in Brown Maple with Seat
in FC-12108 S-14 Stain and Frame
in FC-230 Onyx Stain*

WYNDLOT



Tack Options



24 1/2"w x 19"d x 42" - 47"h

Available in Oak, Cherry, Hard Maple, Brown Maple, Quarter-Sawn White Oak, Hickory, Walnut, Elm, Rustic Cherry and Rustic Hickory

Only Available with Leather or Fabric Seats and Backs

Tacks are Standard

Shown in Quarter-Sawn White Oak with Asbury Stain and Black Leather with Nickel Tacks

CARMEN

Sizes: 42" x 72" and 48" x 72" with up to Four 12" Leaves

Available in Oak, Cherry, Hard Maple, Brown Maple, Quarter-Sawn White Oak, Hickory, Walnut, Elm, Rustic Cherry and Rustic Hickory

Square Top is Standard

Mission Edge is Standard



Shown in Brown Maple with Briar Stain

RH Yoder Woodworking, LLC 109

CLAWSON



Shown with Leaf

Sizes: 42" x 72" and 48" x 72" with up to Three 16" Leaves

Available in Oak, Cherry, Hard Maple, Brown Maple, Quarter-Sawn White Oak, Hickory, Walnut, Elm, Rustic Cherry and Rustic Hickory

1 3/8" Planked Top with Sawmarks is Standard

Also Available with 1 3/8" or 1" Smooth Top



Shown in Brown Maple with Almond Stain

EMERSON



Sizes: 42" or 48" Diameter with up to Two Leaves or 54" Round Solid Top

Available in Oak, Cherry, Hard Maple, Brown Maple, Quarter-Sawn White Oak, Hickory, Walnut, Elm, Rustic Cherry and Rustic Hickory

Mission Edge is Standard



Shown in Rustic Cherry with Earthtone Finish

FENMORE



Sizes: 42" x 60", 42" x 66", 42" x 72", 48" x 60", 48" x 66" and 48" x 72"
with up to Nine 12" Leaves

Available in Oak, Cherry, Hard Maple, Brown Maple, Quarter-Sawn
White Oak, Hickory, Walnut, Elm, Rustic Cherry and Rustic Hickory

1/2" Roundover Edge is Standard

Self Store is Not Recommended (Upcharge if Requested)



Shown in Cherry with Malaguania Stain

IRON CRAFT PUB

Sizes: 42" or 48" Diameter with up to Two Leaves

Available in Oak, Cherry, Hard Maple, Brown Maple, Quarter-Sawn White Oak, Hickory, Walnut, Elm, Rustic Cherry and Rustic Hickory

Mission Edge is Standard



Shown in Brown Maple with Kona Stain

IRON FORGE



True reclaimed barn wood tops are also available and feature a mixture of Red Oak, White Oak and some Quarter-Sawn. Each reclaimed top is unique and has no options on the amount of character, wood mixture or aging tone.



Sizes: 42" x 66", 42" x 72", 48" x 66" and 48" x 72"
Planked Solid Tops Only

Saw Mark Tops Available in Oak, Brown Maple,
Rustic Cherry and Quarter-Sawn White Oak

Saw Marks are Standard

Mission Edge is Standard



*Shown in Oak with Chocolate Spice Stain
and Black Tincture Finish*

Cast Iron Base Only Available in Black

ROANOKE

Sizes: 42" x 60", 42" x 66", 42" x 72", 48" x 60", 48" x 66" and 48" x 72"
with up to Nine 12" Leaves

Available in Oak, Cherry, Hard Maple, Brown Maple, Quarter-Sawn
White Oak, Hickory, Walnut, Elm, Rustic Cherry and Rustic Hickory

½" Roundover Edge is Standard

Self Store is Not Recommended (Upcharge if Requested)



Shown in Brown Maple with Rich Tobacco Stain

SAWYER



Sizes: 42" x 72" and 48" x 72" with up to Four 12" Leaves

Available in Oak, Cherry, Hard Maple, Brown Maple, Quarter-Sawn White Oak, Hickory, Walnut, Elm, Rustic Cherry and Rustic Hickory

1 1/2" Top with Vintage Circular-Sawn is Standard

Also Available with Smooth Top

Mission Edge is Standard



Shown in Quarter-Sawn White Oak with Lite Asbury Stain and Black Tincture Finish

TIFTON

Sizes: 42" x 72", 48" x 72", 48" x 84", 48" x 96", 48" x 108" and 48" x 120"

Available in Cherry, Brown Maple, Walnut, and Rustic Cherry

1 3/8" Live Edge Top is Standard

Also Available without Live Edge



Shown in Walnut with Natural Finish

CUSTOMER MATERIAL REQUIREMENTS

Acadia _____	1 ½ yd.
Allerton Barstool _____	¾ yd.
Bayfield _____	1 yd.
Bow River _____	2 yd.
Bradbury Side _____	2 yd.
Bradbury Arm _____	2 ¾ yd.
Emerson _____	1 yd.
Palmer _____	2 yd.
Roanoke _____	2 yd.
Roosevelt _____	2 yd.
Wescott _____	1 ½ yd.
Wyndlot _____	2 yd.

Chair seat only needs 27" x 27" per seat.

All Genuine Leather will include natural characteristics that are not defects, but natural authenticity. Insect bites, brands, healed scars and scratches may or may not be present.



CHAIR DIMENSIONS

Style	Side Chair Seating Area	Arm Chair Seating Area	Overall Arm Width	Arm Height from Floor	Seat Height	Back Height from Seat	Back Height from Floor
Acadia Desk Chair	-	19 x 17	24	24 1/2-29 1/2	17-22	23	40-45
Albany	17 1/2 x 16 1/2	20 1/2 x 16 1/2	23	25 3/4	18	24	40
Allerton Bar Stool <small>24" Base is 16" x 20" 30" Base is 17" x 21"</small>	14 x 18	-	-	-	24 or 30	-	-
Arlington	17 1/2 x 16 1/2	20 1/2 x 16 1/2	23	25 3/4	18	24	40
Armani	18 x 17	18 x 17	25	25 1/2	17 1/2	25 1/2	41
Barrel Barstool w/swivel seat	16 1/2 x 16 1/2	-	-	-	18,24 or 30	-	-
Barrel Barstool w/swivel Meribeth Top	17 x 16	-	-	-	18,24 or 30	11 1/2	-
Bayfield	20 1/2 x 17 1/2	20 1/2 x 17 1/2	25	25 1/2	18	17 1/2	35
Bellingham	18 x 17	18 x 17	25 1/2	25 1/2	18	25 1/2	42 1/2
Bellingham Stat. Bar Chair	18 x 17	18 x 17	-	-	24 or 30	19 1/4	-
Bellingham Swivel Barstool	18 x 17	18 x 17	-	-	24 or 30	19 1/4	-
Belmont Barstool w/swivel seat	16 1/2 x 16 1/2	-	-	-	18,24 or 30	-	-
Belmont Barstool w/swivel Meribeth Top	17 x 16	-	-	-	18,24 or 30	11 1/2	-
Benjamin	19 x 17 1/2	19 x 17 1/2	24	25 1/2	18	24	41
Bent Feather Bow	18 x 16 1/2	17 x 16 1/2	25	25 3/4	17 1/2	25	40
Bent Feather Bow Swivel Barstool	18 x 16 1/2	17 x 16 1/2	-	-	24 or 30	25	-
Bent Paddle Bow	18 x 16 1/2	17 x 16 1/2	25	25 3/4	17 1/2	25	40
Bent Paddle Bow Swivel Barstool	18 x 16 1/2	17 x 16 1/2	-	-	24 or 30	25	-
Bent Paddle Post	17 1/2 x 16 1/2	17 x 16 1/2	25	25 3/4	17 1/2	23	39
Bent Paddle Post Swivel Barstool	17 1/2 x 16 1/2	17 x 16 1/2	-	-	24 or 30	23	-
Bow River	22 x 18	22 x 18	29	25 1/2	18	24 1/2	42 1/2
Bradbury	19 1/2 x 17 1/2	19 1/2 x 17 1/2	25 1/2	25 1/2	18	25	42
Bradbury Stat. Bar Chair	19 1/2 x 17 1/2	-	-	-	24 or 30	16 1/2	-
Brandberg	16 3/4 x 17	16 3/4 x 17	22 1/2	25	17 1/2	20 1/4	36 1/2

Style	Side Chair Seating Area	Arm Chair Seating Area	Overall Arm Width	Arm Height from Floor	Seat Height	Back Height from Seat	Back Height from Floor
Brunswick	19 1/2 x 16 3/4	19 1/2 x 16 3/4	24	25 1/2	18	26	43
Brunswick Stat. Bar Chair	19 1/2 x 16 3/4	-	-	-	24 or 30	19	-
Buchanan	18 x 18	18 x 18	25 1/2	25 1/2	18	20 1/2	38 1/2
Buchanan Stat. Bar Chair	18 x 18	-	-	-	24 or 30	19	-
Carmen	18 1/2 x 17 1/2	18 x 17 1/2	24 1/2	25 1/2	18	20 1/2	37 1/2
Carolina	18 x 17 3/4	18 x 17 3/4	24 1/2	25 1/2	17 3/4	25 1/2	42
Carolina Stat. Bar Chair	18 x 17 3/4	18 x 17 3/4	-	-	24 or 30	20	-
Carolina Swivel Barstool	18 x 17 3/4	18 x 17 3/4	-	-	24 or 30	20	-
Carson	19 x 17	19 x 17	25	25 1/2	18	18	35
Carson Stat. Bar Chair	19 x 17	-	-	-	24 or 30	18	-
Charleston	19 1/2 x 18	19 1/2 x 18	24	25 1/2	18	23	38 1/2
Chesapeake	18 1/2 x 17	18 1/2 x 17	25	25	17 1/2	25 1/2	41
Chesapeake Stat. Bar Chair	18 1/2 x 17	-	-	-	24 or 30	20 1/2	-
Colebrook	18 x 17	18 x 17	25 1/2	25 1/2	18	25 1/2	42
Colebrook Stat. Bar Chair	18 x 17	-	-	-	24 or 30	19	-
Colebrook Swivel Barstool	18 x 17	-	-	-	24 or 30	19	-
Collins	19 x 17 1/2	19 x 17 1/2	22	25	17 1/2	22	38
Conner	19 x 17 1/2	19 1/2 x 17 1/2	25 1/4	25 1/2	18	28	46
Conner Stat. Bar Chair	19 x 17 1/2	-	-	-	24 or 30	23 1/2	-
Cosgrove Barstool w/swivel seat	16 1/2 x 16 1/2	-	-	-	18,24 or 30	-	-
Country Shaker	18 x 17	18 x 17	25 1/2	25 1/2	18	25 1/2	42
Country Shaker Stat. Bar Chair	18 x 17	-	-	-	24 or 30	19 1/4	-
Country Shaker Swivel Barstool	18 x 17	-	-	-	24 or 30	19 1/4	-
Country Sheaf	18 x 16 1/2	17 x 16 1/2	25	25 3/4	17 1/2	23 1/2	39
Country Sheaf Swivel Barstool	18 x 16 1/2	17 x 16 1/2	-	-	24 or 30	23 1/2	-
Dillon Bar Chair	16 1/2 Diameter	-	-	-	24 or 30	-	-
Douglas	18 1/2 x 17	18 1/2 x 17	25	25	17 1/2	25 1/2	42
Douglas Stat. Bar Chair	18 1/2 x 17	-	-	-	24 or 30	21	-
Douglas Swivel Barstool	18 1/2 x 17	-	-	-	24 or 30	21	-

Style	Side Chair Seating Area	Arm Chair Seating Area	Overall Arm Width	Arm Height from Floor	Seat Height	Back Height from Seat	Back Height from Floor
Ellington	17 x 17	17 x 17	21	25	17 1/2	18 1/2	36
Ellington Stat. Bar Chair	17 x 17	-	-	-	24 or 30	15	-
Elridge	18 x 18	18 x 18	25 1/2	25 1/2	18	25	42
Elridge Stat. Bar Chair	18 x 18	-	-	-	24 or 30	19 1/4	-
Emerson	19 x 18	19 x 18	25 1/2	25 1/4	18	15 1/2	34
Escalon	19 x 17 1/2	19 x 17 1/2	23 1/2	25 1/2	18	20 1/4	37 1/2
Fenmore	19 x 17 1/2	19 x 17 1/2	24	25 1/2	18	24 1/2	41
Fenmore Stat. Bar Chair	19 x 17 1/2	-	-	-	24 or 30	19	-
Folding Chair	16 x 16 1/2	-	-	-	17 1/2	15 1/2	32 open 35 closed
Frankton	17 x 17	17 x 17	21	25	17 1/2	18 1/2	36
Frankton Stat. Bar Chair	17 x 17	-	-	-	24 or 30	15	-
Grant	18 1/4 x 17 1/2	18 1/4 x 17 1/2	25	25 1/2	17 1/2	25 1/2	42
Grant Stat. Bar Chair	18 1/4 x 17 1/2	-	-	-	24 or 30	20 3/4	-
Grant Swivel Barstool	18 1/4 x 17 1/2	-	-	-	24 or 30	20 3/4	-
Griffin Bar Chair	16 1/2 x 16 1/2	-	-	-	24 or 30	-	-
Hansen	16 1/2 x 18 1/2	-	-	-	17 3/4	18 1/4	34 1/2
Harper	19 x 17	19 x 17	24 1/2	25 1/2	18	21 1/2	-
Harper Stat. Bar Chair	19 x 17	-	-	-	24 or 30	19 1/2	-
Harris	19 x 17	19 x 17	24 1/2	25	17 1/2	22	38
Harris Stat. Bar Chairs	19 x 17	-	-	-	24 or 30	19 1/2	-
Harris Swivel Barstools	19 x 17	-	-	-	24 or 30	19 1/2	-
Harvest	19 x 18	19 x 18	23 1/2	25 1/2	18	19	37
Harvest Stat. Bar Chair	19 x 18	-	-	-	24 or 30	19	-
Harvest Stat. Bar Chair without Back	16 x 16	-	-	-	24 or 30	-	-
Harvest Highback	19 x 18	19 1/2 x 17 1/2	23 1/2	25 1/2	18	25	41
Heritage	19 x 17	19 x 17	23 1/2	25 1/2	18	23	40
Heritage Stat. Bar Chair	19 x 17	-	-	-	24 or 30	16 3/4	-
Iron Craft 24" Barstool w/swivel seat	19 1/2 x 15 1/2	-	-	-	22-25	-	-
Iron Craft 30" Barstool w/swivel seat	19 1/2 x 15 1/2	-	-	-	28-31	-	-

Style	Side Chair Seating Area	Arm Chair Seating Area	Overall Arm Width	Arm Height from Floor	Seat Height	Back Height from Seat	Back Height from Floor
Jansen	17 x 17	17 x 17	21	25	17 1/2	18 1/2	36
Jansen Stat. Bar Chair	17 x 17	-	-	-	24 or 30	15	-
Jumbo Bent Paddle	18 x 16 1/2	20 3/4 x 16 1/2	23 1/2	25 3/4	17 1/2	24 1/2	41
Jumbo Bent Paddle Swivel Barstools	18 x 16 1/2	-	-	-	24 or 30	24 1/2	-
Katana	19 x 17 1/4	19 x 17 1/4	26	25 1/2	18	25 1/4	42
Kensington	18 x 16 1/2	18 x 16 1/2	25	25 1/2	18	25 1/2	41
Lambert <small>24" Base is 16 1/4" x 16 1/4" 30" Base is 17 1/2" x 17 1/2"</small>	16 1/2 x 16	-	-	-	24 or 30	-	-
Lamont	19 x 17	-	-	-	18	21 1/2	38
Lavega	18 1/2 x 17	18 1/2 x 17	25	25 1/2	17 1/2	25 1/2	42
Lavega Stat. Bar Chairs	18 1/2 x 17	-	-	-	24 or 30	21	-
Lexford	20 x 17	20 x 17	22	25 3/4	17 1/2	22	39
Livingston	19 x 17	19 x 17	25 3/4	25 1/2	18	24 3/4	41
Louisdale	17 x 17	17 x 17	21	25	17 1/2	18 1/2	36
Louisdale Stat. Bar Chair	17 x 17	-	-	-	24 or 30	15	-
Madison	19 x 17	19 x 17	25 3/4	25 1/2	18	24 3/4	41
Madison Stat. Bar Chairs	19 x 17	-	-	-	24 or 30	21	-
Madison Swivel Barstools	19 x 17	-	-	-	24 or 30	21	-
Marbury	17 x 17	17 x 17	21	25	17 1/2	18 1/2	38
Marbury Stat. Bar Chair	17 x 17	-	-	-	24 or 30	15	-
Mesa	18 x 17	18 x 17	25 1/2	25 1/2	18	24	42
Mesa Stat. Bar Chair	18 x 17	-	-	-	24 or 30	21	-
Mesa Swivel Barstools	18 x 17	-	-	-	24 or 30	21	-
Mill Valley	19 x 17	19 x 17	25 3/4	25 1/2	18	25 1/2	42
Mill Valley Stat. Bar Chair	19 x 17	-	-	-	24 or 30	20	-
Modesto	18 x 17	21 x 17	25 1/2	25 1/2	18	25 1/4	42 1/2
Modesto Stat. Bar Chairs	18 x 17	-	-	-	24 or 30	18 1/2	-
Modesto Swivel Barstools	18 x 17	-	-	-	24 or 30	18 1/2	-
Palmer	19 x 17	19 x 17	23 1/2	25 1/2	18	22	39 1/2

Style	Side Chair Seating Area	Arm Chair Seating Area	Overall Arm Width	Arm Height from Floor	Seat Height	Back Height from Seat	Back Height from Floor
Parkland	19 x 17	19 x 17	25 3/4	25 1/2	18	24 3/4	41
Parkland Stat. Bar Chairs	19 x 17	-	-	-	24 or 30	21	-
Parkland Swivel Barstools	19 x 17	-	-	-	24 or 30	21	-
Portage <i>24" Base is 14 1/2" x 14 1/2"</i> <i>30" Base is 16" x 16"</i>	18 1/2 x 11 1/2	-	-	-	24 or 30	-	-
Roanoke	20 1/2 x 18	-	-	-	18	24	41 1/2
Roosevelt	20 1/2 x 18	-	-	-	18	19	37
Sawyer	18 1/4 x 17 1/2	18 1/4 x 17 1/2	25	25 1/2	18	20 1/2	38
Somerset	19 x 17 1/2	19 x 17 1/2	25	25 1/2	18	20 3/4	38
Somerset Stat. Bar Chair	19 x 17 1/2	-	-	-	24 or 30	19 1/4	-
Somerset Swivel Barstools	19 x 17 1/2	-	-	-	24 or 30	19 1/4	-
Spring Meadow Pressback	17 1/2 x 16 1/2	17 x 16 1/2	25	25 3/4	17 1/2	21 3/4	37
Spring Meadow Pressback Swivel Barstool	17 1/2 x 16 1/2	17 x 16 1/2	-	-	24 or 30	21 3/4	-
Tifton	19 x 17	19 x 17	25 1/2	25 1/2	18	24	40 1/2
Vintage Mission	18 x 18	18 x 18	25 1/2	25 1/2	18	24 1/2	42 1/2
Vintage Mission Stat. Bar Chair	18 x 18	-	-	-	24 or 30	19	-
Wescott	20 1/2 x 18	18 x 18	23 1/2	25 1/2	18	21	37
Winslow Barstool <i>24" Base is 19" x 19"</i> <i>30" Base is 22" x 22"</i>	19 1/2 x 14	-	-	-	24 or 30	-	-
Wellsburg	19 x 17 1/2	19 x 17 1/2	24	25 1/2	18	24	41
West Lake	18 x 18	18 x 18	25 1/2	25 1/2	18	23 1/2	41 1/2
West Lake Stat. Bar Chair	18 x 18	-	-	-	24 or 30	19	-
West Lake Swivel Bar Stool	18 x 18	-	-	-	24 or 30	19	-
Wyndlot Desk Chair	-	18 1/2 x 18 1/2	24 1/2	24 1/2- 29 1/2	17-22	24	42-47
Yorktown	18 3/4 x 18 3/4	18 3/4 x 18 3/4	25 1/2	25 1/2	18	25 1/2	42
Yorktown Stat. Bar Chair	18 3/4 x 18 3/4	-	-	-	24 or 30	19 1/2	-
Yorktown Swivel Bar Stool	18 3/4 x 18 3/4	-	-	-	24 or 30	19 1/2	-



R·H·YODER