

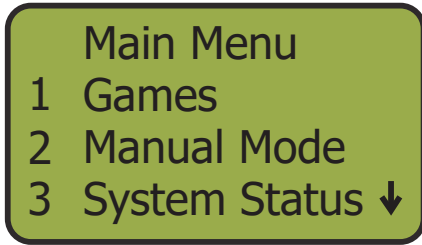
MT4300

Voice Operation

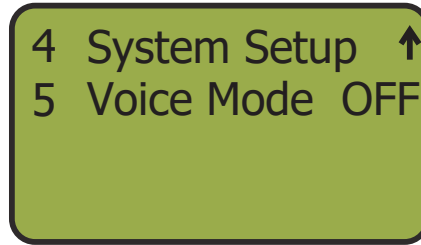


Turn Voice Mode On

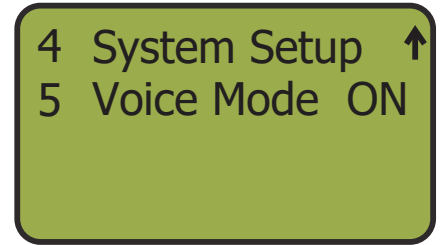
Turn power on. Press ↓/0 to navigate to lower menu. Press 5 to toggle Voice Mode off and on.



Power on MT4300



Press ↓/0 to advance menu

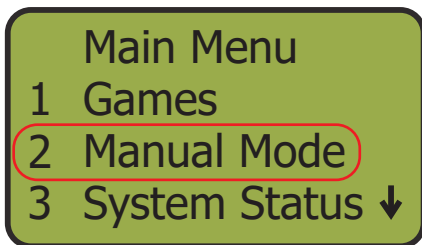


Press 5E to turn Voice Mode ON

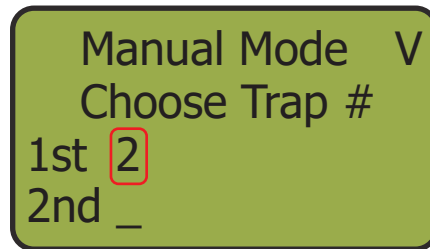
Manual Mode Operation

Fire singles, true pairs and report pairs

Single Target



Select option 2 for Manual Mode



Press trap number to arm controller.

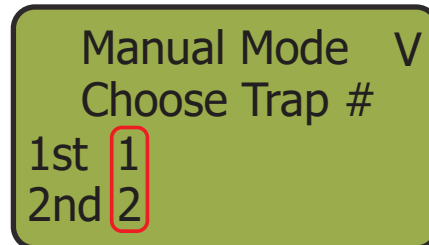


Request the target with microphone and the selected trap will fire

True Pair



In Manual Mode, press the True Pair button.

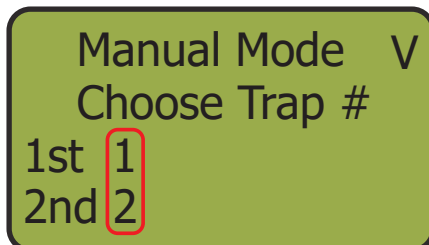


Press the first and second trap numbers to arm the controller



Request the target with microphone and the selected trap will fire


Report Pair



In Manual Mode, press the first and second trap numbers to arm the controller



Request the target with microphone and the first trap will fire



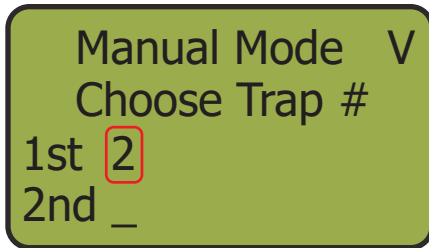
The second trap will fire on the report of your gun

*Note: The first target will fire on the voice command and the second on the report.

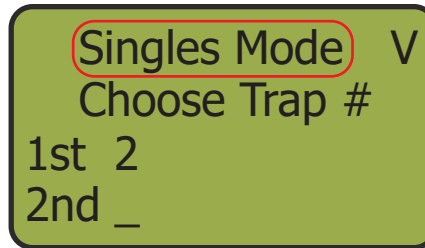
Lock-On Mode

The MT4300 has the ability to lock in a selected single, true pair or report pair while in Manual Mode.

Single Target



Press the trap button to arm controller

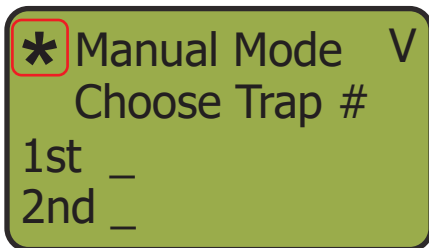


Press and hold the True Pair button for 5 seconds, until Singles Mode activates

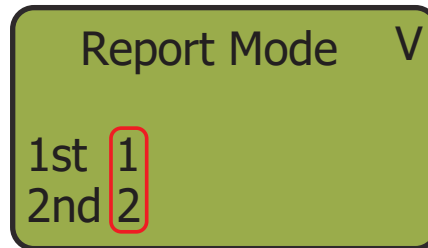


Request target with microphone and the selected trap will fire. The trap will re-arm after 5 seconds.

Report Pair



Press and hold the True Pair button for 5 seconds until the asterisk appears

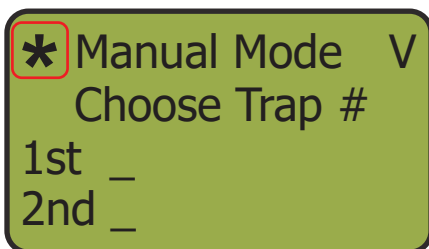


Press the first and second trap numbers to arm the controller

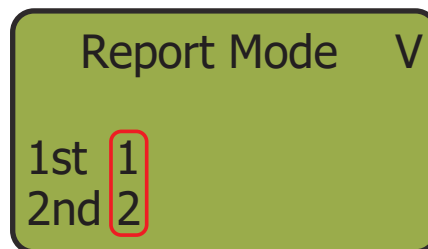


Request the first target with the microphone and the second target will fire on the report of the gun. The same pair will re-arm after 5 seconds

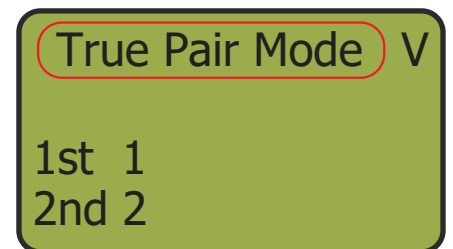
True Pair



Press and hold the True Pair button for 5 seconds until the asterisk appears



Select the traps you would like to see in the true pair



Press and hold the True Pair button for 5 seconds to enter True Pair Mode



Request the targets with the microphone and the selected traps will fire. The traps will re-arm after 5 seconds.

Important Information

- To exit Lock-On Mode, press the Back/On button.
- Advance through 5-Stand and Compak menus using voice operation.
- Voice operation is not available in FITASC or Flush modes.