

## T3A-500 Transmitter

## R3-500 Receiver **FM**

Field ID Switch Settings

	1	2	3
Field ID 1	OFF	OFF	Not Used
Field ID 2	ON	OFF	
Field ID 3	OFF	ON	
Field ID 4	ON	ON	

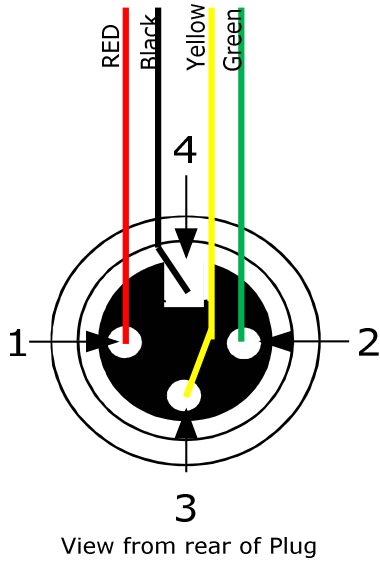
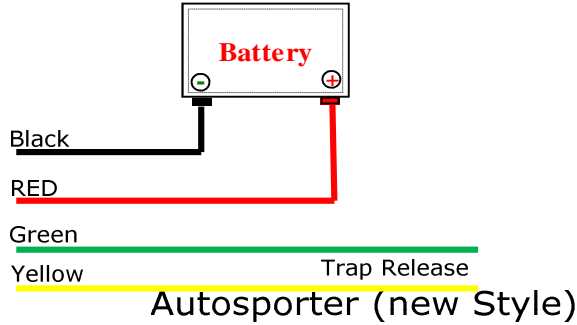
Trap ID Switch Settings

	1	2	3	4
Trap 1	OFF	OFF	OFF	Not Used
Trap 2	ON	OFF	OFF	
Trap 3	OFF	ON	OFF	
Trap 4	ON	ON	OFF	
Trap 5	OFF	OFF	ON	
Trap 6	ON	OFF	ON	
Trap 7	OFF	ON	ON	
Trap 8	ON	ON	ON	

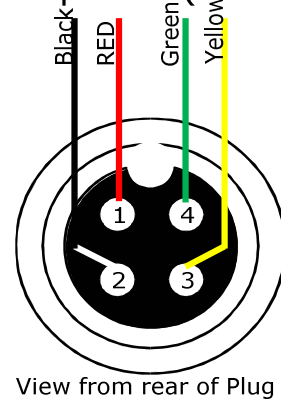
Field ID settings must be the same on transmitter and receiver.

**After changing any switch settings always remove power or turn the unit off and on for the changes to take effect.**

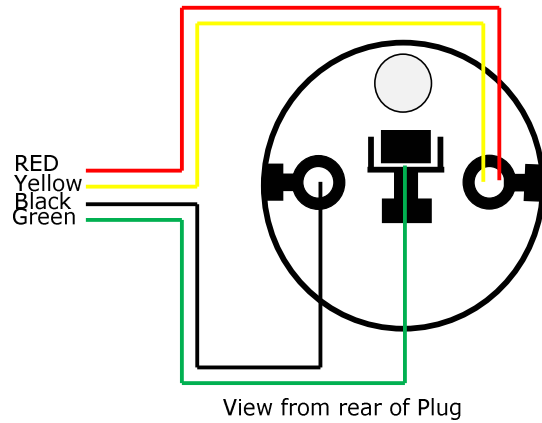
### Basic wiring connections



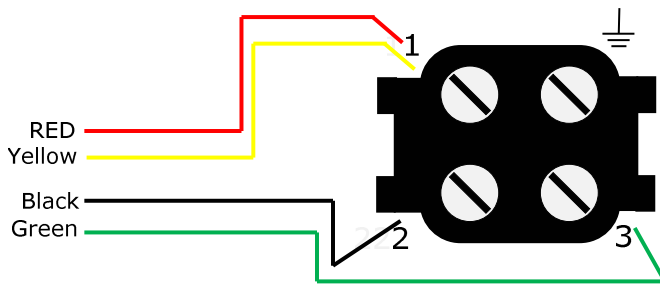
### Autosporter (old Style)



### G. P Traps

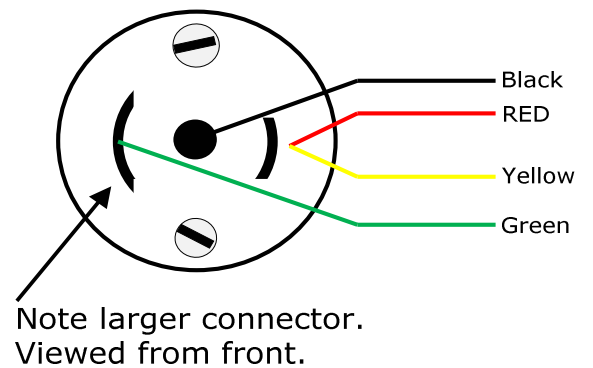


### Laporte

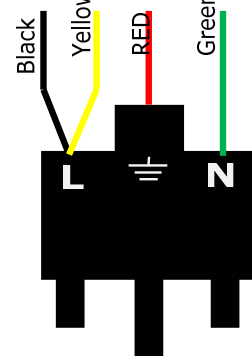


RED and Yellow to terminal 1. Black to terminal 2. Green to terminal 3. View from rear of plug.

### Lincoln Infinity



### Promatic Duraplug



The R3-500 receiver requires 12 or 24 VDC to operate. If you have 120 VAC traps please call us we can supply 12 VDC transformers.