

h

h



hipopótamo

h

H

h

h



hiena

h

H

h H



hipopótamo

h H

h H



hipopótamo

h H

h H



hipopótamo

h H

h H



hipopótamo

h H

h H



hipopótamo

h H

h H



hipopótamo

h H

h H



hipopótamo

h H

h H



hipopótamo

h H

h H



hipopótamo

h H

h H



hiena

h H

h H



hiena

h H

h H



hiena

h H

h H



hiena

h H

h H



hiena

h H

h H



hiena

h H

h H



hiena

h H

h H



hiena

h H

h H

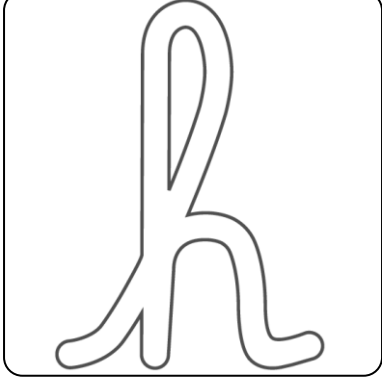
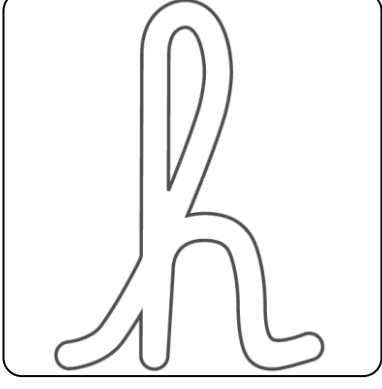
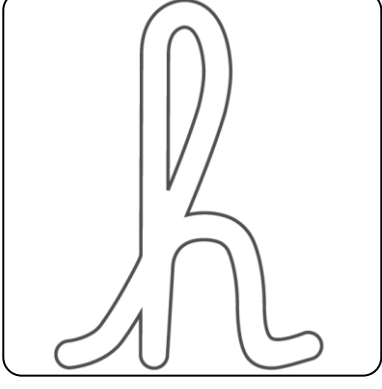
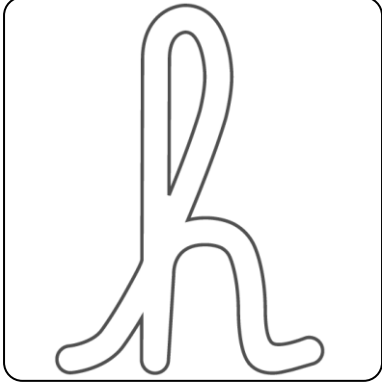
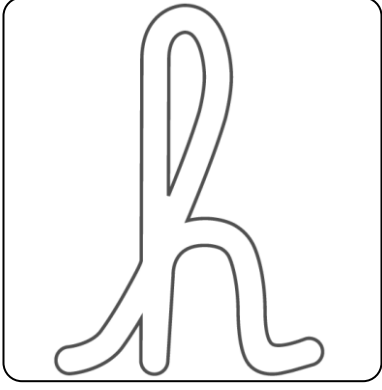
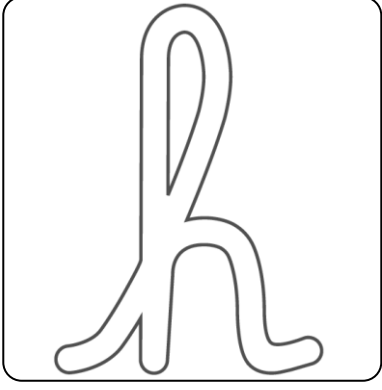
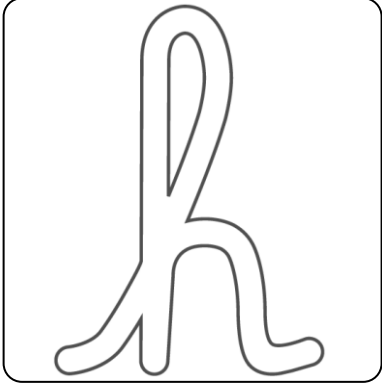
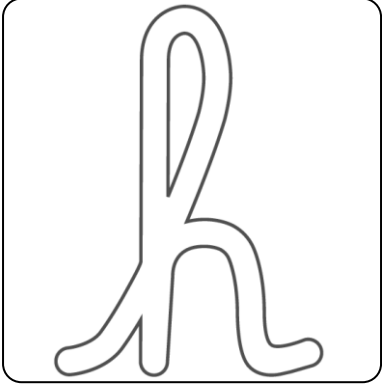
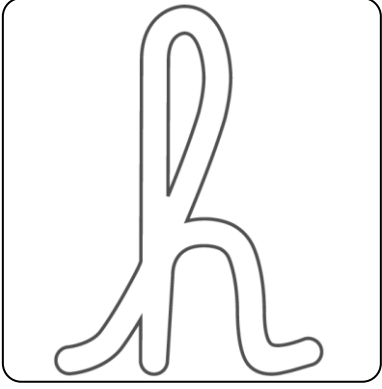
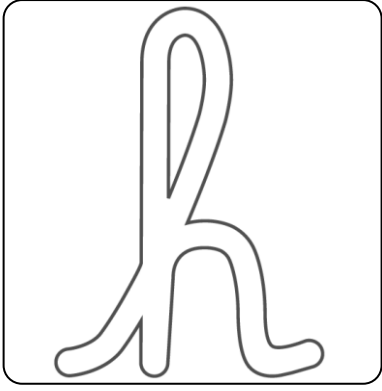
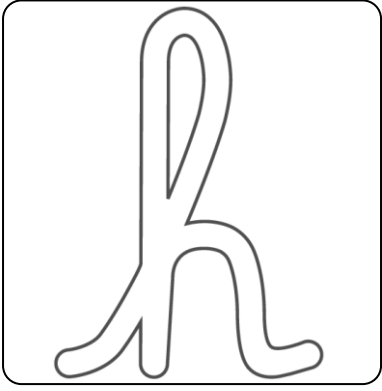
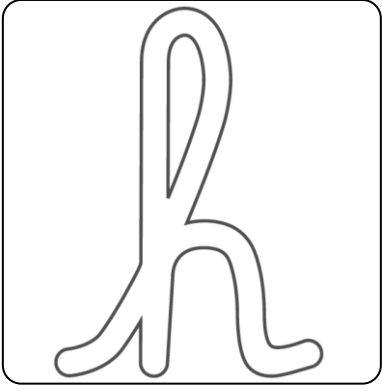
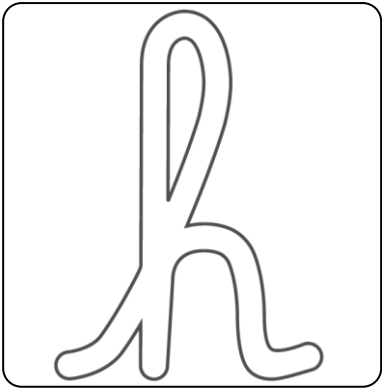
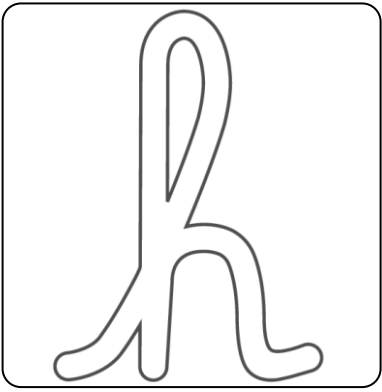
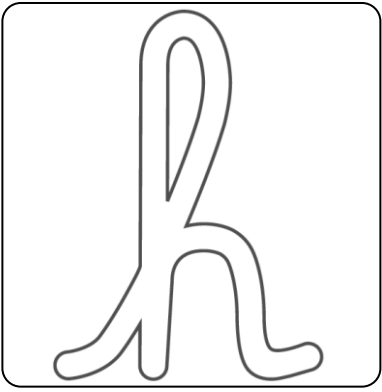

















hiena

h H











HÁBITO

HELENA



HIENA

HOLOFOTE



HUGO



A história do

Uma freira aflita



A Helena e o Hugo andavam a passear no campo. A certa altura, apareceu uma freirinha que lhes pediu:

– Meninos, ajudem-me! Um homem mau tirou-me o hábito e atirou-o ao lago. Eu não posso ir buscá-la porque tenho medo do hipopótamo que lá vive.

– Não chores mais, irmã! Nós ajudamo-la.

Os dois meninos dirigiram-se ao lago e a Helena viu o hábito iluminado pelo holofote. O Hugo lançou-se à água, nadou vigorosamente, lutou com o hipopótamo e trouxe o hábito à freirinha.

– Obrigada! São muito corajosos – afirmou a freira.

– Irmã, ajude-me a tirar uma dúvida. Qual é a primeira letra da palavra “hábito”? – perguntou o Hugo.

– É o “h” – respondeu a freira.

– É o “h”?! Mas, na palavra “hábito”, essa letra não se lê – replicou o Hugo.

– Pois não! E também não se lê noutras palavras: holofote, hipopótamo, homem, hino, homenagem... – acrescentou a freira.

– Pode ensinar-nos a fazer essa letra? – pediu a Helena.

– Claro que sim! – afirmou a freira.

Sentaram-se debaixo duma árvore e a freirinha explicou:

– Fazes um “l” e, cá em baixo desenhavas uma ondinha.

Os dois meninos aprenderam a fazer o “h” e, muito contentes, despediram-se e seguiram o seu caminho.

1º
ANO

LÍNGUA PORTUGUESA

RUBRICA :

Nome : _____

INFORMAÇÃO :

Data : ____/____/____



Copia.



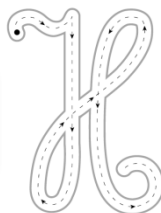
h

h

h

h

h



H

H

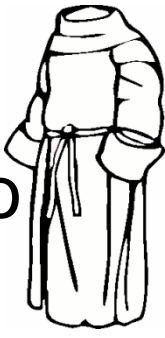
H

H

H

h H
h H

hábito



ha

Ha

he

He

hi

Hi

ho

Ho

hu

Hu

h H
h H

hábito



ha

Ha

he

He

hi

Hi

ho

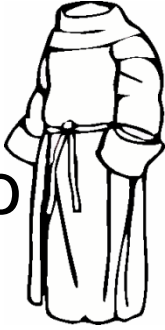
Ho

hu

Hu

h H
h H

hábito



ha

Ha

he

He

hi

Hi

ho


Ho

hu

Hu

h H
h H

hábito



ha

Ha

he

He

hi

Hi

ho

Ho

hu

Hu

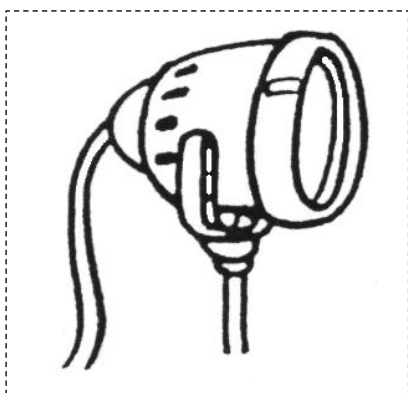


Nome : _____

INFORMAÇÃO :

Data : ____/____/____



Pinta e recorta as imagens e as palavras. Depois cola-as correctamente na folha anterior.



hábito

hiena

Helena

Hugo

hipopótamo

holofote

hiena

Hugo

holofote

hipopótamo

Helena

hábito



Os elementos destes conjuntos são palavras. Cada conjunto contém as palavras necessárias para formar uma frase. Corta as palavras dos conjuntos (cada um por sua vez), e descobre qual é a frase. Cola na folha seguinte.

o

Hipólito

O

Hélio

hino.

toca

viu

o

O

holofote.

A

a

Hoje

hiena

má.

rega.

é

Helena




Nome : _____

INFORMAÇÃO : _____

Data : ____/____/____



Cola as frases que descobriste junto ao desenho que lhe corresponde. Copia depois as frases com letra manuscrita.

<div data-bbox="107 534 1032 613" style="border: 1px solid black; height: 38px; width: 648px;"></div> <div data-bbox="107 679 1032 689" style="border-top: 1px solid black; height: 5px; width: 648px;"></div> <div data-bbox="107 756 1032 766" style="border-top: 1px solid black; height: 5px; width: 648px;"></div>	
<div data-bbox="107 820 1032 899" style="border: 1px solid black; height: 38px; width: 648px;"></div> <div data-bbox="107 965 1032 975" style="border-top: 1px solid black; height: 5px; width: 648px;"></div> <div data-bbox="107 1042 1032 1052" style="border-top: 1px solid black; height: 5px; width: 648px;"></div>	
<div data-bbox="107 1106 1032 1185" style="border: 1px solid black; height: 38px; width: 648px;"></div> <div data-bbox="107 1251 1032 1261" style="border-top: 1px solid black; height: 5px; width: 648px;"></div> <div data-bbox="107 1328 1032 1338" style="border-top: 1px solid black; height: 5px; width: 648px;"></div>	



Cola aqui a frase que não tem desenho. Copia-a e ilustra-a.