


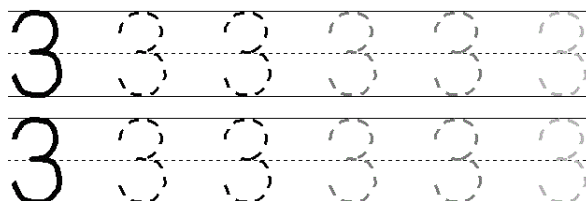
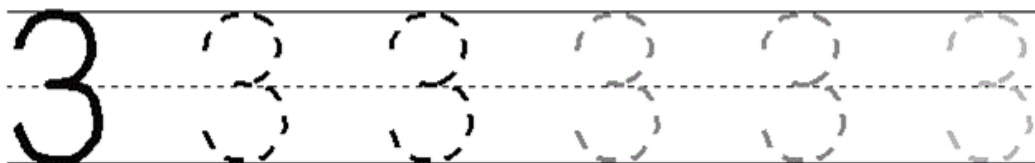
Nome : _____

INFORMAÇÃO : _____

Data : __/__/__

**três**

Copia.



Nome : _____

INFORMAÇÃO :

Data : ____/____/____





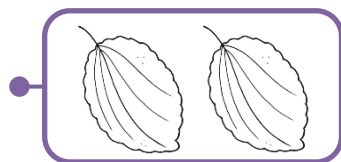
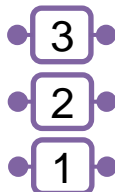

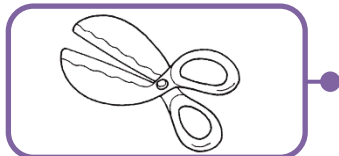
Cobre e completa.

[illegible]

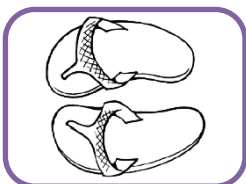
Pinta 3 pérolas do colar.



Liga correctamente.



Completa com o número ou com desenhos dos elementos.



3



Completa a sequência.

[illegible]



Pinta nas barras o número de quadrados indicado.



1



3



2



Desenha, nas jarras, as quantidades de flores indicadas.



3





1



2



Observa e conta.



Número de:



=



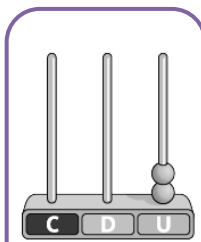
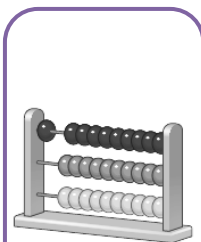
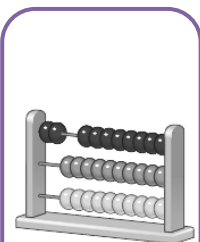
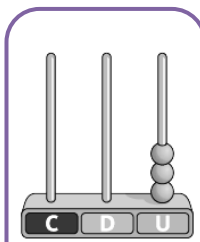
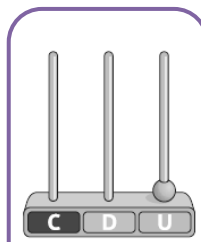
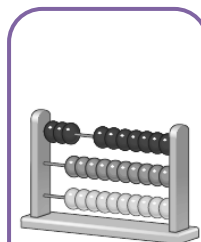
=



=



Escreve os números representados por cada ábaco.




Nome : _____

INFORMAÇÃO : _____

Data : ____/____/____



Copia.




1 1 1

1



2 2 2

2

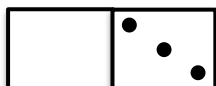


3 3 3

3



Liga.



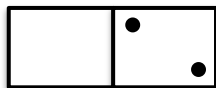
•




•

•

• 2



•



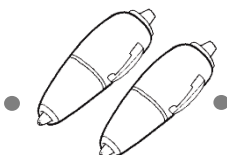
•

•

• 1



•



•

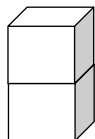
•

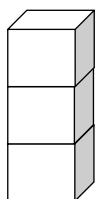
• 3



Quantos há? Conta os elementos e regista.
















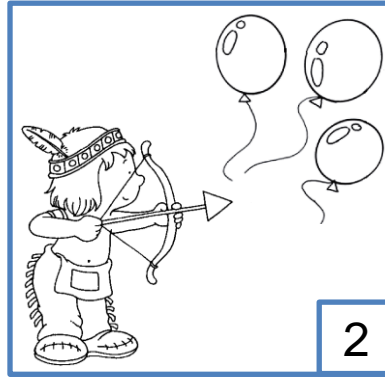

Nome : _____

INFORMAÇÃO : _____




Data : ____/____/____



Corta com um **X** os balões necessários para que o número fique certo.



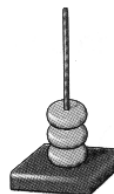
Liga com um traço cada número do balão à quantidade respectiva.



Escreve os números ou desenha as quantidades.









3

1

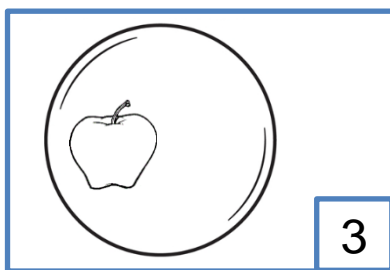
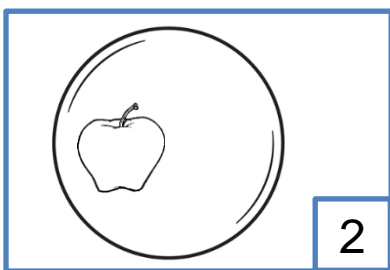
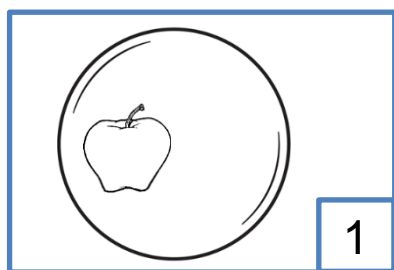
2

3



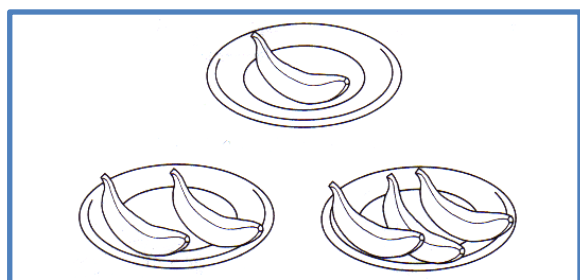


Desenha o que falta para o número estar certo.




Pinta só onde há...

mais que 2;



menos que 3;



Compara, usando os sinais ($>$ $<$ $=$) ou escrevendo números.

3 2

1 3

$>$ 1

2 3

2 1

3 $=$



Escreve o número de passos que cada criança vai dar para chegar à bola.

