


Nome : \_\_\_\_\_

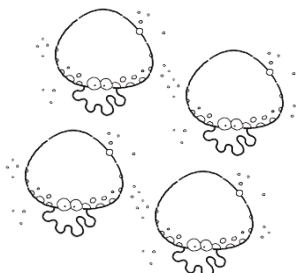
INFORMAÇÃO : \_\_\_\_\_

Data : \_\_\_/\_\_\_/\_\_\_


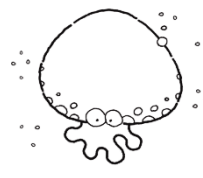
2  Conta e completa.




e




e



e




e



2  Completa.



1



2

são



3



1

são



3




2

são



Pinta os objectos de acordo com as quantidades indicadas.

5



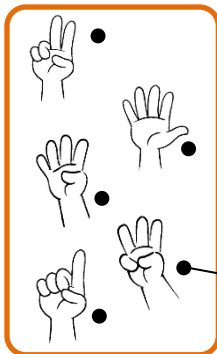
3



4



Observa o exemplo. Liga correctamente.




- cinco •
- um •
- três •
- quatro •
- dois •

- 1
- 2
- 3
- 4
- 5



Desenha tantas flores quantas as árvores.




Completa com os sinais <, > ou =.



1  2



3  3



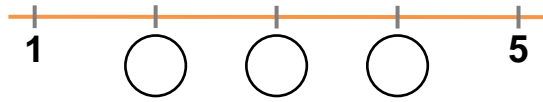
5  4




2  3




Escreve os números que faltam na recta numérica.




Observa as imagens. Completa as igualdades.



$$3 + 1 = \square$$



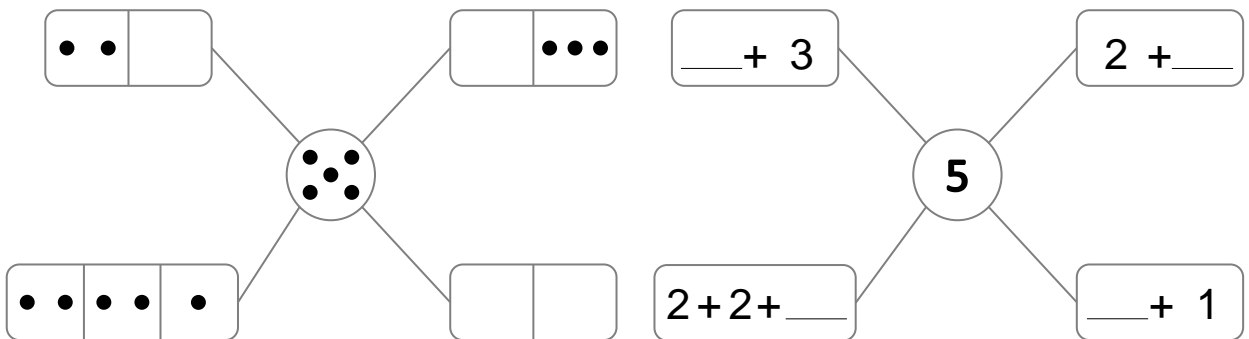
$$\square + \square = \square$$



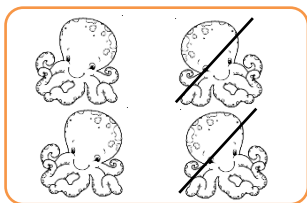
$$\square + \square = \square$$




Completa os esquemas.




Observa as imagens. Completa as igualdades.



$$4 - 2 = \square$$



$$3 - \square = \square$$



$$\square - 1 = \square$$