


Nome : _____

INFORMAÇÃO :

Data : ___/___/___

1 – Assinala, com um , as propriedades dos objetos.

objetos \ propriedades	 sal	 açúcar	 vidro	 madeira	 barro	 areia	 cortiça	 papel
FLEXÍVEL								
RESISTENTE								
SOLÚVEL								
DURO								
TRANSPARENTE								
COMBUSTÍVEL								

2 – Relaciona corretamente:

misturam-se com a água •

dobram-se com facilidade •

são difíceis de riscar •

permitem ver através deles •

ardem com facilidade •

MATERIAIS



• duros

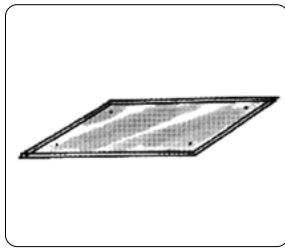
• transparentes

• solúveis

• flexíveis

• combustíveis


3 – Observa atentamente os seguintes materiais...




A



B




C



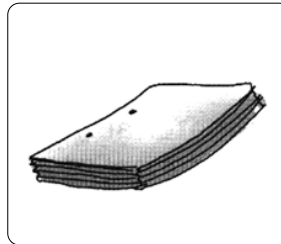
D



E



F



G



H

3.1 – Escreve o nome dos materiais representados.

A: _____

B: _____

C: _____

D: _____

E: _____

F: _____

G: _____

H: _____

3.2 – Dos materiais representados, indica os que são...

flexíveis (que dobram): _____

solúveis na água: _____

mais duros (dois): _____

combustíveis: _____

transparentes: _____

3.3 – Para cada caso, refere uma aplicação prática...

vidro: _____

madeira: _____

papel: _____

ferro: _____

açúcar: _____

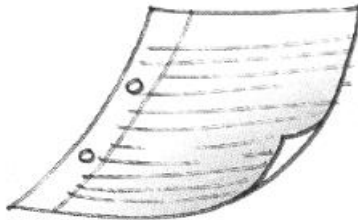

Nome : _____

INFORMAÇÃO : _____

Data : ___/___/___

1 – Assinala com  os materiais que podes utilizar:


PARA FAZER UMA MESA

borracha papel madeira açúcar

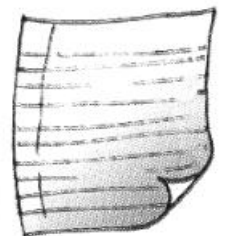
PARA FAZER UMA JANELA

sal cera pedra vidro

PARA FAZER UM AUTOMÓVEL

madeira ferro cortiça papel

PARA FAZER UM BALÃO

cortiça borracha barro papel

2 – Observa os materiais :



cortiça



vidro



açúcar



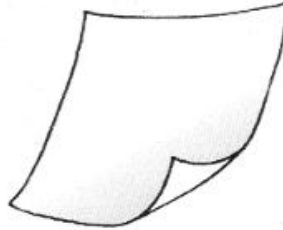
borracha



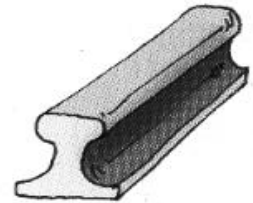
cimento




barro



papel




ferro



areia




plástico



madeira



sal



cera



cola



água



pano

2.1 – Preenche o quadro com os nomes dos materiais da gravura.

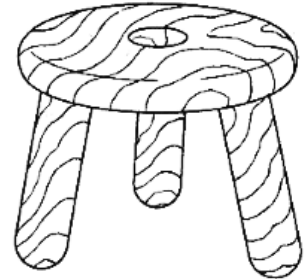
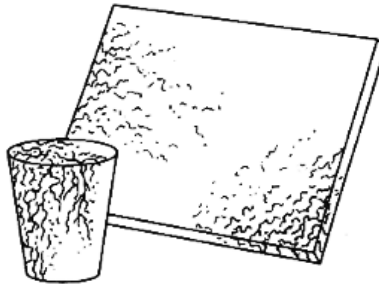
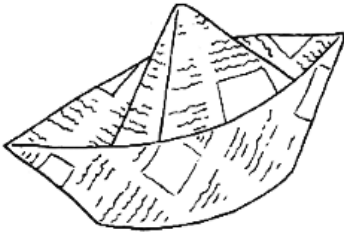
MATERIAIS	
ORIGEM NATURAL	ORIGEM ARTIFICIAL

Nome : _____

INFORMAÇÃO :

Data : ___/___/___

1 – De que materiais são feitos estes objetos?

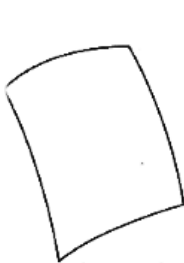


o barco

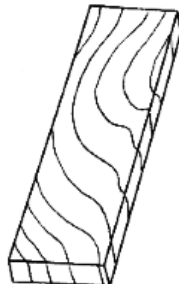
a rolha

o banco

2 – Compara, usando as palavras : duro; resistente; flexível.



PAPEL



MADEIRA



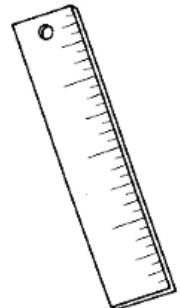
VIDRO



BARRO



FERRO



PLÁSTICO

O papel é mais _____


O vidro _____

O ferro _____

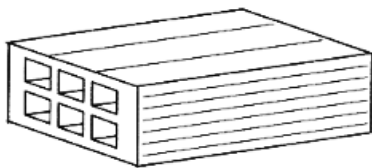
3 – Escreve o nome de materiais combustíveis.

• E de materiais não combustíveis.


4 – Quais são os materiais transparentes? E opacos?



A lupa é..

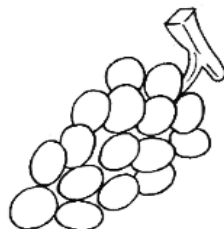
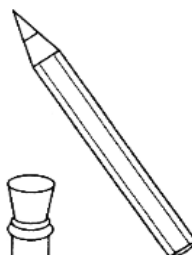
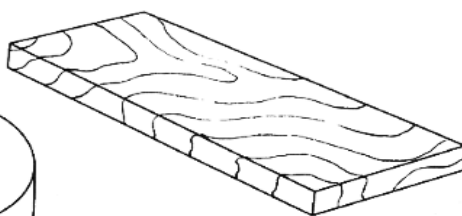
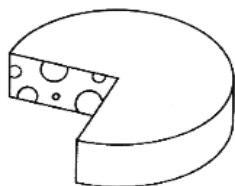


O tijolo é..



O vidro é..

5 – Pinta os materiais que são de origem natural.



•Dá exemplos de materiais que são de origem artificial.

6 – Escreve V nas afirmações verdadeiras e F nas falsas.

A madeira é um material...

combustível

transparente

flexível

duro