



**CARROLL COUNTY SCHOOL DISTRICT**  
**DROPOUT PREVENTION/RESTRUCTURING PLAN**  
**2015-2018**

**BOARD APPROVED:** DECEMBER 10, 2015

District Superintendent: Billy Joe Ferguson


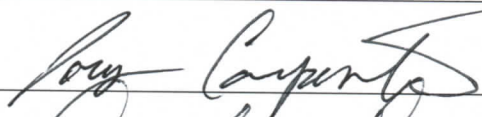


  
Signature

School Board Chair: Laura Norwood Davis

  
Signature

## Part I. Dropout Prevention Plan Cover Sheet

**School District:** Carroll County School District

Superintendent: Billy Joe Ferguson	
School Name: George Middle/J.Z. George High School	Middle and High Schools
Principal High School: Joey Carpenter	
Principal Middle School: Coretta Green	
Elementary School Name: Marshall Elementary School	Pre-K to 5 <sup>th</sup>
Principal Elementary School: Fletcher Harges	

## Part II. Local Dropout Prevention Team Members – Final

School District: Carroll County School District Telephone: 662-237-9276

Mailing Address: PO Box 256 Fax: 662-237-9703  
Carrollton, MS 38917

Email address for Superintendent/Team Leader: [bferguson@ccsd.ms](mailto:bferguson@ccsd.ms)

NAME	SIGNATURE	OCCUPATION
Billy Joe Ferguson Team Leader:	<i>Billy Joe Ferguson</i>	Superintendent
Team Sponsor:	<i>Karen Stitzell</i>	Curriculum Coord.
Team Parent:	<i>Jeff Fulgham</i>	Technology Coordinator
Team Associate:	<i>Glenn J. Jeter</i>	Parent
Team Member:	<i>Nuni S. Alldread</i>	Business Mgr
Team Member:	<i>Nanda Reed</i>	Federal Programs Director
Team Member:	<i>Judy Tompkins</i>	DTC
Team Member:	<i>Phil Watts</i>	Counselor
Team Member:	<i>James Sant</i>	Student Services Coord.
Team Member:	<i>Dan P. E.</i>	Athletic Director
Team Member:	<i>Louis Jenkins</i>	Retired teacher
Team Member:	<i>Angian Brown</i>	Superintendent Asst.
Team Member:		



### Part III. Statement of Assurances

On behalf of the Carroll County School District, I hereby submit a local Dropout Prevention Plan to provide goals, activities and services necessary to meet the three overarching goals of the state dropout prevention plan: 1) Increasing the state graduation rate to 80% by 2018; 2) To reduce the state dropout rate by 50% by 2016; and 3) To reduce the truancy rate by 25% by 2017.

I hereby certify that the information contained in this plan is in compliance with the appropriate federal and state laws and regulations.

I hereby certify that our school district will cooperate in carrying out any evaluation conducted by or for the Mississippi Department of Education.

I hereby certify that our school district will submit reports as requested by the Mississippi Department of Education.

I hereby certify that our school district has consulted with parents, community partners, business partners, teachers, school staff, building administrators, and others in the development of this local dropout prevention plan.

I hereby certify that our school district has taken into account relevant, scientifically based research, strategies and best practices indicating services most effective in preventing dropouts if we focused on students in the earliest grades.

I hereby certify that our school district will prepare and submit an annual progress report on increasing the graduation rate, reducing the dropout rate and reducing the truancy rate.

I hereby certify that our school district will endorse and implement the Fifteen (15) Effective Strategies to promote a reduction in the dropout rate.

I hereby certify that our school district has based the dropout prevention plan on scientifically based research, best practices and all laws in determining strategies to reduce the dropout rate for students with disabilities under IDEA.

I hereby certify that our school district will evaluate our district dropout prevention plan on an annual basis to determine appropriate changes needed for future school years.

I hereby certify that our District School Board has reviewed and approved this plan for submission to the Mississippi Department of Education.

Dropout Prevention Team Leader:

Name:

Paul Mitchell

Title:

Curr. Coord.

Mailing Address: PO Box 256, Carrollton, MS 38917

Telephone: 662-237-9276

Fax: 662-237-9703

**Part IV. 2014-2015 District Data Form  
CARROLL COUNTY SCHOOL DISTRICT**

Graduates: 54

Dropouts: 9

Discipline Incidents: 338

	<b>Elementary School</b>	<b>Middle School</b>	<b>High School</b>
<b>Number of Schools</b>	1	1	1
<b>Cumulative Enrollment</b>	499 (Pre-K – 5)	231 (6 – 8)	276 (9 – 12)
<b>Counselor/ Student Ratio</b>	1/499	1/231	1/276

**Student Demographic Data**

	<b>Number</b>	<b>Percentage</b>	<b>Number</b>	<b>Percentage</b>	<b>Number</b>	<b>Percentage</b>
<b>Female</b>	253	50.7%	107	46.32%	131	47.46%
<b>Male</b>	246	49.3%	124	53.68%	145	52.54%
<b>Asian</b>	5	1%	1	0.43%	1	0.36%
<b>Black</b>	304	60.92%	125	54.11%	174	63.05%
<b>Hispanic</b>	15	3.01%	6	2.6%	9	3.26%
<b>Native American</b>	0	0%	0	0%	0	0%
<b>White</b>	175	35.07%	99	42.86%	92	33.33%

**Staff Demographic Data (Teachers/Administrators)**

	<b>Number</b>	<b>Percentage</b>	<b>Number</b>	<b>Percentage</b>	<b>Number</b>	<b>Percentage</b>
Female	26	86.67%	13	81.25%	13	48.15%
Male	2	6.67%	3	18.75%	14	52.85%
Asian	0	0%	0	0%	0	0%
Black	17	56.67%	7	43.75%	7	25.93%
White	13	43.33%	9	56.25%	20	74.07%
Hispanic	0	0%	0	0%	0	0%

**Part IV. 2014-2015 District Data Form (Continued)**

**SATP2 J.Z. GEORGE HIGH SCHOOL – PERCENTAGE PROFICIENT/ADVANCED**

	<b>U.S. History</b>	<b>Biology</b>
	<b>43%</b>	<b>42%</b>

**5<sup>TH</sup> AND 8<sup>TH</sup> GRADE SCIENCE – PERCENTAGE PROFICIENT/ADVANCED**

	<b>Science</b>
Grade 5	53%
Grade 8	42%

**PARCC – LANGUAGE ARTS**

	<b>Level 1</b>	<b>Level 2</b>	<b>Level 3</b>	<b>Level 4</b>	<b>Level 5</b>	<b>School</b>
Grade 3	19%	23%	32%	26%	0%	MES
Grade 4	17%	36%	28%	19%	0%	MES
Grade 5	12%	25%	39%	24%	0%	MES
Grade 6	10%	22%	39%	22%	6%	GMS
Grade 7	13%	24%	33%	27%	4%	GMS
Grade 8	22%	34%	28%	16%	0%	GMS
English II	6%	18%	30%	41%	5%	JZG

**Part IV. 2014-2015 District Data Form (Continued)**

**PARCC MATHEMATICS**

	<b>Level 1</b>	<b>Level 2</b>	<b>Level 3</b>	<b>Level 4</b>	<b>Level 5</b>	<b>School</b>
Grade 3	16%	32%	36%	16%	0%	MES
Grade 4	23%	46%	28%	3%	0%	MES
Grade 5	26%	32%	31%	11%	0%	MES
Grade 6	15%	33%	37%	15%	0%	GMS
Grade 7	10%	41%	25%	23%	1%	GMS
Grade 8	16%	35%	24%	23%	1%	GMS
Algebra I	11%	27%	45%	16%	1%	JZG



**Part IV. 2014-2015 District Data Form (Continued)**

**ADDITIONAL DISTRICT INFORMATION**

Number of GED Options Program Students  N/A	Number of Students Taking the GED Test  N/A
Number of GED Options Programs Students Successfully Completing the GED  N/A	Number of Students Passing One or More Sections of the GED Test  N/A
Number of Students Who are Two or More Years Behind Grade Level by 9 <sup>th</sup> Grade  3	Does your district offer a "Fast-track" Program for high school students?  No
Number of Students with 5 or More Unexcused Absences  337	Number of Students with 12 or More Unexcused Absences  85
Number of Discipline Referrals (Unduplicated)  338	Number of Students Receiving Free/Reduced Meals  995

The percentage of students who qualified for free/reduced lunches during 2014-2015 were 89%

## Part V. Needs Assessment Outcomes

Needs Assessment Areas	Descriptions
Target Group Identified	<p>Target data will be identified based on district data and needs assessments conducted by the district:</p> <ul style="list-style-type: none"> <li>• Students performing below proficient on state tests</li> <li>• Students who have been retained for 2 or more years</li> <li>• Students who are potentially at-risk of dropping out due to low academic achievement, poor attendance and poor testing behavioral issues</li> <li>• Students with severe behavioral problems which has led to three or more disciplinary referrals and suspensions</li> <li>• Superintendent's advisory meeting to review data, get feedback – change strategic plan.</li> </ul>
Data Collection Methods Used	<p>The Carroll County School District's data collection methods will include:</p> <ul style="list-style-type: none"> <li>• Random sample surveys (students, parents, community members and teachers)</li> <li>• MSIS reports detailing academic achievement, attendance, and disciplinary infractions</li> </ul>
Prioritized List Of Needs	<p>Carroll County School District identified the following factors that increased the percentage of student dropping out of school and/or return:</p> <ul style="list-style-type: none"> <li>• Identify all students K-12 reading below grade level.</li> <li>• Identify all third grade students who are at risk of failing the 3<sup>rd</sup> grade summative assessment.</li> <li>• Identify all students K-12 scoring below proficient on state tests.</li> <li>• Identify all students K-12 who are two or more grades below grade level.</li> </ul>
Short Term Goals	<ul style="list-style-type: none"> <li>• Increase the number of students scoring proficient and advanced on standardized tests by utilizing benchmark assessments to screen students every nine weeks.</li> <li>• Decrease the number of students being retained over the next two years by providing after school tutorial and intervention (RTI).</li> <li>• Decrease the number of absentees for students to improve Average Daily Attendance by utilizing parent liaisons to call parents, send written communications home and conduct home visits.</li> </ul>



Long Term Goals	<ul style="list-style-type: none"> <li>• Increase the number of students scoring proficient and advanced on standardized test by 25% by 2017</li> <li>• Decrease the truancy rate of students by 25% by 2017</li> </ul>
Recommendations for future needs assessments	The Carroll County School District will continue to provide anonymous surveys to teachers, parents, students, and employees to assess the needs of the district.

## Part VI. Current District Initiatives

In this section, please list each of your current district dropout prevention initiatives, demonstrating how they fit within the 15 Effective Strategies from the National Dropout Prevention Center Network (NDPC/N) and for the various school levels. Each initiative should be related to the three overarching goals of: increasing the district graduation rate; reducing the district dropout rate; and reducing the district truancy rate. Please provide an elaboration of each program on separate attachments labeled Appendix A – Current District Initiatives.

### School Grade Level

15 Dropout Prevention Strategies	District Wide	Pre-Kindergarten	Elementary School	Middle School	High School
<b>Systemic Renewal</b>	<p>Carroll County School District Will continuously evaluate the goals and objectives of the school district by maintaining an emphasis on continued professional development for all employees.</p> <p>Also, the district will continue to utilize research-based programs and practices to track the readiness of students</p>	<p>The district will recruit and retain highly qualified teachers in all subject areas.</p>	<p>The district will recruit and retain highly qualified teachers in all subject areas.</p> <p>Research-based practices include annual benchmark assessments. Response to Intervention, Star Reading, Star Math, Accelerated Reader and A+ Software</p>	<p>The district will recruit and retain highly qualified teachers in all subject areas.</p> <p>Research-based practices include annual benchmark assessments. Response to Intervention, Star Reading, Star Math, Accelerated Reader and A+ Software.</p>	<p>The district will recruit and retain highly qualified teachers in all subject areas.</p> <p>Research-based practices include annual benchmark assessments. Response to Intervention, Star Reading, Star Math, Accelerated Reader and A+ Software</p>

<b>15 Dropout Prevention Strategies</b>	<b>District-Wide</b>	<b>Pre-Kindergarten</b>	<b>Elementary School</b>	<b>Middle School</b>	<b>High School</b>
<b>School-Community Collaboration</b>	<p>Carroll County School District works collaboratively with community groups and organizations to promote an atmosphere that is conducive to student achievement and staff professional development. These community groups are:</p> <p>Central Mississippi, Inc.</p> <p>The Bailey Group</p>	<p>Carroll County School District works collaboratively with the local head start center.</p>	<p>PTO Meetings</p> <p>Health Screening</p> <p>Mobile Dental Clinic</p>	<p>PTO Meetings</p> <p>Health Screening</p> <p>Mobile Dental Clinic</p> <p>Parent-Teacher Meetings</p>	<p>PTO Meetings</p> <p>Health Screening</p> <p>Mobile Dental Clinic</p> <p>Parent-Teacher Meetings</p>
<b>Safe Learning Environment</b>	<p>The mission of the Carroll County School District is to provide a high quality education to each child in a Safe and caring environment. Therefore, the following policies and procedures have been established:</p> <p>Crisis Response Plan Safety Manuals Safety Committee</p>	<p>Character Education</p> <p>Drug Awareness</p> <p>School Resource Officers</p>	<p>Character Education</p> <p>Drug Awareness</p> <p>School Resource Officers</p>	<p>RTI Alternative Placement</p> <p>Character Education</p> <p>School Resource Officers</p>	<p>Alternative Placement</p> <p>Character Education</p> <p>School Resource Officers</p>

<b>15 Dropout Prevention Strategies</b>	<b>District-Wide</b>	<b>Pre-Kindergarten</b>	<b>Elementary School</b>	<b>Middle School</b>	<b>High School</b>
<b>Family Engagement</b>	Parent Teacher Conferences  Open Houses  Parent Teacher Organizations  Automated Instant Calling System for Notifications  Active Parent	Open Houses  Parent Teacher Organizations  Automated Instant Calling System for Notifications  Active Parent	Open Houses  Parent Teacher Meetings  Parent Teacher Organization  Automated Instant Calling System for Notifications  Active Parent	Open Houses  Parent Teacher Meetings  Parent Teacher Organization  Automated Instant Calling System for Notifications  Active Parent	Open Houses  Parent Teacher Meetings  Parent Teacher Organization  Automated Instant Calling System for Notifications  Active Parent
<b>Early Childhood Education</b>	Special Education Pre-K  Head Start to Pre-K Transition	Special Education Pre-K  Head Start to Pre-k Transition	Reading First K-3  Accelerated Reader		
<b>Early Literacy Development</b>	Teacher Assistants	Teacher Assistants  RTI	Teacher Assistants  RTI	Teacher Assistants Classworks, Student Progress Monitoring System	Teacher Assistants Peer-Tutoring
<b>Mentoring/Tutoring</b>	21 <sup>st</sup> Century Learning Grant and After School Tutoring	LifeHelp Counselors on site at the school	LifeHelp Counselors on site at the School  21 <sup>st</sup> Century Learning Grant and After School Tutoring	21 <sup>st</sup> Century Learning Grant and After School Tutoring	21 <sup>st</sup> Century Learning Grant and After School Tutoring
<b>Service Learning</b>					MS Jobs for Graduates, Vocational Programs



<b>15 Dropout Prevention Strategies</b>	<b>District-Wide</b>	<b>Pre-Kindergarten</b>	<b>Elementary School</b>	<b>Middle School</b>	<b>High School</b>
<b>After-School Opportunities</b>	Extended School Days Extended School Year 21 <sup>st</sup> Century Learning Grant		Extended School Days Extended School Year 21 <sup>st</sup> Century Learning Grant	Extended School Days Extended School Year 21 <sup>st</sup> Century Learning Grant	Extended School Days Extended School Year 21 <sup>st</sup> Century Learning Grant
<b>Professional Development</b>	Professional Development, Weekly Faculty Meetings, PLLC's, Offsite Professional Development Opportunities	Faculty Meetings, Professional Development, PLLC's, Offsite Professional Development Opportunities	Professional Development, Weekly Faculty Meetings, PLLC's, Offsite Professional Development Opportunities	Professional Development, Weekly Faculty Meetings, PLLC's, Offsite Professional Development Opportunities	Professional Development, Weekly Faculty Meetings, PLLC's, Offsite Professional Development Opportunities
<b>Active Learning</b>	Differential Instruction, Learning Styles, Common Core	Differential Instruction, Learning Styles, Common Core	Differential Instruction, Learning Styles, Common Core	Differential Instruction, Learning Styles, Common Core	Differential Instruction, Learning Styles, Common Core
<b>Educational Technology</b>	Computers in Every Classroom, Computer Labs, SMART Boards	Computers in Every Classroom, Computer Labs, SMART Boards	Computers in Every Classroom, Computer Labs, SMART Boards	Computers in Every Classroom, Computer Labs, SMART Boards	Computers in Every Classroom, Computer Labs, SMART Boards

<b>15 Dropout Prevention Strategies</b>	<b>District-Wide</b>	<b>Pre-Kindergarten</b>	<b>Elementary School</b>	<b>Middle School</b>	<b>High School</b>
<b>Individualized Instruction</b>	Individual Education Plan (IEP)	Accelerated Reader Star Early Literacy Test, Star Reading and Star Math, The Mississippi Student Progress Monitoring System A+ Learning Software	Accelerated Reader Star Early Literacy Test, Star Reading and Star Math, The Mississippi Student Progress Monitoring System A+ Learning Software	Accelerated Reader Star Early Literacy Test, Star Reading and Star Math, The Mississippi Student Progress Monitoring System A+ Learning Software	Accelerated Reader Star Early Literacy Test, Star Reading and Star Math, The Mississippi Student Progress Monitoring System A+ Learning Software
<b>Career and Technical Education (CTE)</b>	College Day			Tech Prep	College Day Computer Discovery STEM Vocational Classes Career Center Career Pathways Experiences

## **Part VII. Proposed District Initiatives**

Please complete the chart below for each of your district's proposed dropout prevention initiatives. For each proposed initiative, you should detail the following information:

- Proposed initiative – provide either an official title for a program or position to be filled, or the proposed working title
- Grade level addressed – note whether the proposed initiative may be applicable to the entire district, or whether it will specifically address a particular grade level
- Purpose or goal – provide a brief description of the purpose or goal of the initiative
- Who is involved – list the name and title for the individuals who will be involved in the planning and implementation of this initiative
- Proposed cost – provide an estimated cost for the initiative, including costs associated with areas such as planning, supplies, implementation, etc
- Timeline for implementation – note the amount of time needed for actual program implementation
- Dropout prevention strategy addressed – indicate which of the 15 Effective Strategies for Dropout Prevention will be addressed by the proposed initiative.
- Expected outcomes for students – provide a listing of the district's expected outcomes for the proposed initiatives as they related to the at-risk student population.

Please provide an elaboration of each program on separate attachments, labeled Appendix B – Proposed District Initiatives.



**Part VII. Proposed District Initiatives (Continued)**

	<b>Grade Level Addressed</b>  (District-Wide, Pre-K, Elementary, Middle, High)	<b>Purpose or Goal</b>	<b>Who Is Involved?</b>	<b>Timeline for Implementation</b>	<b>Dropout Prevention Strategy Addressed</b>	<b>Expected Outcomes for Students</b>
<b>Proposed Initiative:</b>  School Community Collaboration	District-Wide	Participation in National Child Study	District Administrators, Staff, Students, Parents	Ongoing	Family Engagement, School-Community Collaboration	Improving the health of students and thereby increasing attendance and decreasing the dropout rate.
<b>Proposed Initiative:</b>  Family Engagement  Parental involvement relates positively to student achievement, parents are encouraged to participate in their children's education in a variety of ways both at home and in school	District Wide	Te develop collaborations with families and schools to promote academic success among students.	Administrators, Counselors, Teachers, Students, and Parents	2015-2018	Family Engagement	Increased parental participation and student achievement

**Part VII. Proposed District Initiatives (Continued)**

	<b>Grade Level Addressed</b>  (District-Wide, Pre-K, Elementary, Middle, High)	<b>Purpose or Goal</b>	<b>Who Is Involved?</b>	<b>Timeline for Implementation</b>	<b>Dropout Prevention Strategy Addressed</b>	<b>Expected Outcomes for Students</b>
<b>Proposed Initiative:</b>  Professional Development  Will be provided to ensure that teachers and administrators engage in continuous professional learning and apply that learning to increase student achievement.	District-Wide	Consultants will be hired to provide on-site training to all schools to ensure efficient and effective delivery of instruction.	Administration, Professional Development Coordinator, Faculty and Staff	Ongoing	Professional Development	Increased student achievement

**Part VII. Proposed District Initiatives (Continued)**

	<b>Grade Level Addressed</b>  (District-Wide, Pre-K, Elementary, Middle, High)	<b>Purpose or Goal</b>	<b>Who Is Involved?</b>	<b>Timeline for Implementation</b>	<b>Dropout Prevention Strategy Addressed</b>	<b>Expected Outcomes for Students</b>
<b>Proposed Initiative:</b>  Teacher Recruitment.  Carroll County School District understands that providing a quality education for students is directly correlated to hiring, preparing and retaining teachers.	District-Wide	To secure, train, and retain highly qualified and effective teachers.  To establish an effective teacher mentoring program	Administrators, Teachers and Personnel Director	Ongoing	Systemic Renwal	Significantly increase the percentage of students scoring proficient in reading, language arts, and mathematics.

**Part VII. Proposed District Initiatives (Continued)**

	<b>Grade Level Addressed</b>  (District-Wide, Pre-K, Elementary, Middle, High)	<b>Purpose or Goal</b>	<b>Who Is Involved?</b>	<b>Timeline for Implementation</b>	<b>Dropout Prevention Strategy Addressed</b>	<b>Expected Outcomes for Students</b>
<b>Proposed Initiative:</b>						
Student Forum	District-Wide	To allow students a voice in proposing and developing initiatives for overall school improvement.	Students and administration and Faculty.	Ongoing		Target causes and possible solutions to the dropout problem, and thereby decrease the dropout rate.
Character Education	District-Wide	To improve student conduct.	Counselor, Students and Teachers.	Ongoing	Safe Learning Environment	Improved student behavior at and away from school.
Student Achievement	District-Wide Grades 9-12	To improve the level of performance on all state testing.	District Testing Coordinator, Curriculum Coordinator and Instructional Staff	Ongoing		Improved student performance on all testing.
		Jobs for Mississippi Graduates	Job Specialist Administrators, At-Risk Students	Ongoing		
		Credit Recovery Program				

### Part VIII. Evaluating Effectiveness

Please complete the chart below to detail your district's plan for evaluating both your current and proposed dropout prevention initiatives. For each initiative (current and proposed), you should note the following information:

- Performance indicators/method of evaluation – provide the measures your district will use to determine effectiveness of either the proposed initiative and should be related to the initiative's purpose or goal. Performance indicators may include areas such as the following: increase in test scores; increased participation in extracurricular activities; decrease in student referrals; increase in parent participation; etc.
- Sources of data – describe what data will be used to support the performance indicators and how the data will be accessed
- Dropout prevention strategy addressed – indicate which of the 15 Effective Strategies for Dropout Prevention is addressed the proposed initiative.

	Performance Indicators/Method of Evaluation	Sources of Data	Basesline Data (% or # or Rate)	Dropout Prevention Strategy Addressed	Goal Met? Yes/No
<b>Current/Proposed Initiative:</b>  Increase Student Achievement	To increase student attendance.  Improve performance on state testing.	MSIS  District Report Card	To increase the attendance rate to 95%.  To improve the current performance level from low performing to successful.	Active Learning  Individualized Instruction	No



**Part VIII. Evaluating Effectiveness**

	<b>Performance Indicators/Method of Evaluation</b>	<b>Sources of Data</b>	<b>Baseline Data (% or # or Rate)</b>	<b>Dropout Prevention Strategy Addressed</b>	<b>Goal Met? Yes/No</b>
<b>Current/Proposed Initiative:</b>  Decrease the Number of Potential Dropouts	Analysis of data from MSIS, SPMS, and Smart Track to target potential dropouts.  To decrease the number of dropouts and increase attendance.	MSIS  SPMS  Attendance Records  Jobs for Mississippi Graduates	Reduce the dropout rate by 50%	Systemic Renewal  Active Learning	No
<b>Current/Proposed Initiative:</b>  Improve Teacher Recruitment and Retention	Increase the number of Highly Qualified and Effective Teachers	MSIS		Professional Development	No
<b>Current/Proposed Initiative:</b>  Student Forum	Increase number of students involved in school functions and events	Agendas  Sign-In Sheets Meetings, Forum Data, Assemblies, Student Surveys		Active Learning	No
<b>Current/Proposed Initiative:</b>  Character Education	Decrease numbers of discipline referrals, increase graduation and attendance rate.	MSIS  Graduation and Attendance Rate Discipline Data		Safe Learning Environment	No