

Crime and Education in a Model of Information Transmission¹

Darwin Cortés² Guido Friebel³ Darío Maldonado⁴

October 29, 2018

¹We are grateful to Fabrizio Adriani, Giorgio Brunello, Georges Casamatta and Gerhard Glomm, and participants at LACEA07, EEA-ESEM09 and FEEM-CEPR-UPadua10 conferences, Girona Workshop on Education Policy Design and Padua seminar for their comments. The usual disclaimer applies. A previous version of this paper appears as the third chapter of Darwin Cortés' PhD dissertation at TSE. Cortés gratefully acknowledges financial support from the Colombian Central Bank and the University of Padua (Research Grant CPDA071899), as well as the hospitality of the Economics Department of the University of Padua.

²Profesor Asociado, Department of Economics, Universidad del Rosario, Bogotá, Colombia, darwin.cortes@urosario.edu.co

³Professor, Faculty of Economics and Management, Goethe-Universität, Frankfurt, Germany, gfriebel@wiwi.uni-frankfurt.de

⁴Profesor Asociado, School of Government, Universidad de los Andes, Bogotá, Colombia, dmaldonadoc@uniandes.edu.co

Abstract

We model the decisions of young individuals to stay in school or drop-out and engage in criminal activities. We build on the literature on human capital and crime engagement and use the framework of Banerjee (1993) that assumes that the information needed to engage in crime arrives in the form of a rumour and that individuals update their beliefs about the profitability of crime relative to education. These assumptions allow us to study the effect of social interactions on crime. In our model, we investigate informational spillovers from the actions of talented students to less talented students. We show that policies that decrease the cost of education for talented students may increase the vulnerability of less talented students to crime. The effect is exacerbated when students do not fully understand the underlying learning dynamics.

Keywords: human capital, the economics of rumours, social interactions, urban economics.

JEL codes: D82, D83, I28

1 Introduction

Many developing countries and poor areas in developed countries are plagued by high crime rates and low levels of education. Young people seem to be particularly vulnerable to crime engagement. Oftentimes, once crime has started it spreads in an epidemiological way through a community. We here suggest a theory of juvenile crime that is motivated by the idea that the further people are from receiving a return on educational investments they have made, and the more likely they are to be surrounded by other young criminals, the more they will be willing to engage in crime. It allows us to investigate the effect that educational policies have on the diffusion of crime among young people.

Following Becker (1968), economic theory sees crime as an occupational choice or investment opportunity. A person compares the streams of pay-offs from crime versus other occupations or investments in human capital such as going to school to obtain a good job later. Lochner (2004) builds a dynamic model of education and crime engagement and explains the decreasing age-petty crime pattern. The more individuals have invested in education, the larger the opportunity cost of crime. Hence, older people who have accumulated more human capital or are closer to graduation, will be less prone to engaging in crime. But, crime is also a social phenomenon. The first economic models of social interactions and crime were developed by Sah (1991) and Glaeser et al. (1996). The former develops a model in which the decision of a person to commit crime reduces the probability of other offenders to be arrested. The latter develop a model in which the individuals decision about crime depends on their neighbors' decisions about criminal activities. Particularly relevant for our theory are Calvó-Armengol and Zenou (2004) and Calvó-Armengol et al. (2009) who investigate effects of social networks on crime and education.

There is strong evidence supporting the ideas of Becker and Lochner (see Levitt, 1998, Mocan and Rees, 2005). But there is also evidence showing that social interactions are important determinants of crime engagement. Ludwig et al. (2001) and Kling et al. (2005) show that neighborhood's wealth

has an incidence in youth crimes. Particularly important to our paper is the evidence found by Case and Katz (1991) who show that in low-income Boston neighborhoods the behavior of peers appears to affect youth behaviors in a manner suggestive of contagion models. Another important piece of evidence is provided by Luallen (2006) who shows that reducing school incapacitation increases crime rates among youngsters.

Taken together, the previous literature shows that the causal link between crime and low levels of human capital is quite complex. However, there seems to be agreement that fostering education is a good way to fight crime (Card, 1999, Machin et al., 2011).

We investigate the interaction between educational policies and juvenile crime. We assume that everybody is rational, but that information on the opportunity to become a criminal is not readily available. Rather it is transmitted through an information diffusion process in society: people who have become criminals meet students and students learn about the possibility to become a criminal rather than going to school. Our assumption is in line with the evidence cited above. We investigate the nature of the information transmission process between criminals and students and carry out an investigation on the policies that reduce the cost of education such as scholarships, meals or transport subsidies, better teachers and materials.

We consider social interactions using a model of a rumour process *à la* Banerjee (1993).¹ People are rational, they are young and go to school. Going to school costs some effort or money. Some of the students are more talented, thus they have lower costs, while others are less talented, and have higher costs of going to school. Talent (or ability) is private information. There is aggregate uncertainty: crime may pay or not and, because of differences in the opportunity costs of crime engagement, the payoff of engaging in crime depends on whether you are talented or not. Information on crime

¹There is a broader literature on information diffusion, such as Banerjee (1992) and Scharfstein and Stein (1990), who develop models of herd behavior. In those models information goes through a process of word-of-mouth learning and they are thought to explain financial runs, behavior facing new products, etc. In the context of social economics, Jackson and Yariv (2011) reviewed the literature on the influence of social networks on diffusion processes in different realms, such as disease contagion, technology adoption, vote decisions, etc.

is not common knowledge but travels as a rumour. Upon hearing the rumour, a student updates the likelihood of crime being profitable and decides whether to stay in school or become a criminal. The time that passes before a given student meets a criminal for the first time provides crucial information about the probability that crime is profitable. This is so because the speed of the rumour transmission depends on the number of criminals, which in turn depends on profitability of crime.

We show that there is a point in time after which talented students will not be tempted anymore to become criminals. For the less talented this occurs later. Hence, the less talented are more vulnerable to crime engagement. However, the rumour process is responsible for the fact that the difference between these stopping times do not depend only on differences in individual types (talented and less talented) but also on externalities from talented to less talented students.

These spillover effects give rise to our main result which is relevant for policy considerations. Consider a policy reducing the cost of schooling for talented students (for instance, a meritocratic scholarship program). This policy directly reduces the vulnerability to crime of talented students. To understand the effect on less talented students, the way the rumour about crime spreads at any time afterwards is crucial. Individuals update their beliefs of the profitability of crime by taking into account the time that passes until they meet a criminal for the first time. Older rumours are a signal that crime is less profitable; this is the effect that appears in Banerjee (1993). However, there is a second effect that is caused by the reduction in the number of talented students that become criminals. This effect makes less talented students believe that crime is more profitable. Consequently, a policy reducing the cost of education of talented students may increase or decrease the vulnerability of less talented students depending on the strength of each of the two effects. We also show, that when students do not fully understand the learning dynamics, the effect on the less talented students become exacerbated, and we hence conclude that meritocratic policies (such as those studied by Angrist et al. (2016), Bettinger et al. (2016) and Marx and Turner (2015)) should be accompanied by information campaigns.

2 Model Setting

We consider population of students given by the interval $[0, 1]$ with equal life length T . We denote s the length of schooling of a student. After graduation, students earn an income of W in each moment of the rest of their lives. Education is costly; the instantaneous cost of education (in terms of effort, tuition etc) is e . There are two types of students: a proportion q of the students have high costs, \bar{e} , and a proportion $1 - q$ of the population have low costs, \underline{e} . Leaving problems of access to credit markets aside (a topic that is beyond the scope of this paper), notice we can refer for simplicity to high-cost students as “less talented” and low-cost students as “talented”.

To simplify the model, we assume that the discount rate is equal to zero and that:

Assumption 0 *At $t = 0$ the entire population is attending school.*

Education is a riskless project.² Its value depends on the moment of life of a person. At any moment in time $t < s$ the instantaneous continuation value of education is:

$$R(t) = \frac{(T - s)W - (s - t)e}{T - t} \quad (1)$$

We have then $\bar{R}(t)$ and $\underline{R}(t)$ for \bar{e} and \underline{e} , respectively. The idea of $R(t)$ is that students must study a proportion s/T of life in order to obtain a degree and to earn W in each moment of the rest of their lives. Students hence first have to invest the cost of education to obtain its benefits afterwards. Clearly, the value of education increases in t . The sunk-cost nature of education will be a crucial feature in our model. We will simply refer to $R(t)$ as the value of education.

To understand our assumptions consider a simple benchmark where becoming a criminal is a riskless project with instantaneous returns a_0 . Then

²One can argue that education may also be a risky project. However, the existence of institutions like minimum wages, that are common in both developed and developing countries, make the education project less risky than the crime project. Moreover, in those contexts in which education is riskier than crime, rumours about criminal projects may be more pervasive. Hansen and Machin (2002) present empirical evidence showing that the establishment of minimum wage actually *causes* a decrease in crime rates.

if $a_0 < \bar{R}(0)$ there is no crime. If $\bar{R}(0) < a_0 < \underline{R}(0)$, the less talented (high-cost) students commit crime during their entire life and talented (low-cost) students commit no crime and the total number of criminals is q . And, if $\underline{R}(0) < a_0$, all students commit crime during all life, in this case the total number of criminals is 1.

It makes much more sense, however, to consider that being a criminal is a risky project. Consider that its returns are a with probability p , b with probability r and d with probability $1 - p - r$, where $a > b > 0 > d$.³

We make the following assumptions about the interaction between education, crime and different types of students:

Assumption 1 $(T - s)W - s\bar{e} > 0$

Assumption 2 $pa + rb + (1 - p - r)d < 0$

Assumption 3 $W \geq a$

Assumption 4 $\bar{R}(0) < b < \underline{R}(0) < a$

Assumption 1 says that education pays for the less talented students and hence also for the talented one. Assumption 2 is a somewhat stronger assumption: it says that the *ex-ante* expected value of crime is negative such that without further information neither type of student would engage in crime. It allows us to focus attention on crime due to social interactions. Assumptions 3 and 4 are about the crime-education decisions during schooling time. Assumption 3 says that the riskless reward of education is larger or equal to the largest payoff of crime. As a consequence, nobody becomes a criminal after s , when all educational efforts are sunk. Assumption 4 says that, at $t = 0$, crime is profitable for the talented type only if the true state of the world is a . Crime is profitable for the less talented type if the true state of the world is either a or b .

The previous assumptions deserve further discussion. Assumptions 1 and 2 together say that, ex-ante, education pays more than crime. This

³At the cost of further complication but without much benefit in terms of economic insights one could assume that each of the states a , b and d were lotteries themselves, with a the best lottery and d the worst.

is in line with previous evidence on gang earnings showing that risks of criminal activities more than offset its wage premium with respect to legal earnings (Levitt and Venkatesh, 2000). Assumption 3 gathers the findings of Lochner and Moretti (2004), that high school graduation significantly reduces engagement in crime.⁴

At $t = 0$, all the population is attending school. Without additional information, under Assumption 2 nobody would engage in crime. We assume between $t = 0$ and dt a proportion x of the population (randomly chosen) learns the true state of the world, which is either a , b or d . These students then choose whether to drop out of school (and commit crime) or to attend school (and exert effort). If the true state of the world is a both types would engage in crime, if it is b only less talented ones would do so and if it is d nobody will do (Assumptions 2 and 4).

Assumption 5 *If the student commits crime once, he stays a criminal for the rest of life, that is there is no way back to school once it has been interrupted.*

After the first students that learn the true state of the world nobody will do so again. Instead other students will only have information observed indirectly from their peers. With probability $y < 1$ each student meets another agent between t and $t + dt$ ($dt > 0$).⁵ The agent may be either a criminal or a student. The student learns whether the agent is a criminal or not, but he does not learn the true state of the world or the agent's type (talented or less talented as a student). We will let m denote the event in which the student meets a criminal for the first time. When a student meets a criminal for the first time, he can choose whether to commit crime or not. This reflects the idea that crime is an occupational choice that becomes available only through social interaction. In order to adopt crime, one needs to have contact with other people who are criminals, because there are no

⁴This is so because wages after graduation are much higher than wages with no graduation.

⁵Together, the non unitary probability of meeting an agent ($y < 1$) and the assumption that agents meet in a non instantaneous lapse of time ($dt > 0$) assure that all agents will not meet all other agents in a very short lapse of time.

formal channels through which one can take this type of career.⁶ Upon meeting a criminal, a student is then confronted with the choice of staying in school or engaging in a very different type of career.

Our final assumption concerns the information students take into account in their updating process:

Assumption 6 *Students know the distribution of types and the date ($t = 0$) in which the rumour started.*

Under Assumption 6, the process of information transmission about crime becomes a *rumour* process in the sense of Banerjee (1993). Criminals become a source of the rumour on crime and, thus, the probability of hearing the rumour (meeting a criminal) increases with the number of criminals. Anybody's decision whether or not to engage in crime thus creates information externalities. Under our assumptions, especially Assumptions 1 and 2, nobody will invest in crime unless somebody learns that someone else has already committed crime. Rumour begins if the true state of the world is either a or b . If a , a proportion x of people will become criminals between $t = 0$ and dt . If b , a proportion qx will do so. If the true state is d , nobody will.

3 Students' behavior

We now turn to the analysis of students' behavior. In our analysis there are three critical points in time for understanding the decision of individuals regarding their education vs. crime decisions; these are τ^* , $\underline{\tau}$ and $\bar{\tau}$. The latter two are the moments in time when talented and less talented students respectively stop engaging in crime; τ^* is the moment in time at which less talented students would stop engaging in crime if the probability of state a were zero. From equation (1) we obtain τ^* equating $\bar{R}(\tau^*)$ to b ; from Assumption 4, by continuity of $\bar{R}(t)$ we know that $\tau^* > 0$.

⁶We exclude that one can become a criminal without having any contact with other criminals, as we are interested in crime, education and social interaction through information diffusion and not in the isolated decision of an individual to commit crime which has been thoroughly studied by Becker and other scholars building on his work.

We now turn to determining $\underline{\tau}$ and $\bar{\tau}$ which requires some additional notation. Let $p(t)$ be the probability of the true state being a given that the student meets a criminal for the first time between t and $t + dt$ and suppose that for a given t

$$EC(t) \equiv p(t)a + (1 - p(t))b > R(t). \quad (2)$$

Then, a student who meets a criminal between t and $t + dt$ will engage in crime. The probability $p(t)$ is estimated using Bayes' rule:

$$p(t) = \frac{\pi}{\pi + \frac{Prob[m|b,t]}{Prob[m|a,t]}(1 - \pi)}$$

with $\pi = \frac{p}{p+r}$ (as before). $Prob[m|s,t]$ is the probability that in state $s \in \{a, b\}$ a student meets a criminal for the first time between t and $t + dt$. The ratio of $Prob[m|b,t]$ and $Prob[m|a,t]$ determine $p(t)$; this ratio will be crucial for our analysis and we hence define it formally.

Definition 1 $z(t) \equiv \frac{Prob[m|b,t]}{Prob[m|a,t]}$.

We also define, $z^*(t)$, the net gain of engaging in crime when it is profitable, relative to the net loss when it is not profitable:

Definition 2 $z^*(t) \equiv \frac{\pi(a - R(t))}{(1 - \pi)(R(t) - b)}$.

Because $z^*(t)$ depends on the type of student which affects $R(t)$:

$$\underline{z}^*(t) \equiv \frac{\pi(a - \underline{R}(t))}{(1 - \pi)(\underline{R}(t) - b)} \text{ and } \bar{z}^*(t) \equiv \frac{\pi(a - \bar{R}(t))}{(1 - \pi)(\bar{R}(t) - b)}.$$

Notice also that $\bar{z}^*(t)$ is defined in the interval $(\tau^*, T]$ while $\underline{z}^*(t)$ is defined in $[0, T]$.⁷

It can then readily be shown that inequality (2) holds for talented students if $z(t) < \underline{z}^*(t)$ and for less talented students if $z(t) < \bar{z}^*(t)$. This analysis is summarized in the following result:

Result 1 *Under fully rational updating, the behavior of students is as follows:*

⁷Function $\bar{z}^*(t)$ is not defined for $t < \tau^*$ because before τ^* crime is more profitable than education for less talented students in both a and b states of the world.

1. A less talented student who meets a criminal for the first time between t and $t + dt$ before τ^* engages in crime.
2. A less talented students who meets a criminal for the first time between t and $t + dt$ after τ^* , engages in crime if and only if $z(t) \leq \bar{z}^*(t)$.
3. A talented student who meets a criminal for the first time between t and $t + dt$, engages in crime if and only if $z(t) \leq \underline{z}^*(t)$.

We have shown that the crucial element in the decision to become a criminal or not when hearing the rumour is the relative probability of meeting a criminal in each of the two states of the world. Notice that the rumour on crime only begins if the condition in Equation (2) holds at $t = 0$, that is, both types must be vulnerable to crime at $t = 0$. The updating of fully rational students uses the age of the rumour to calculate the number of criminals in each state of the world. The decision rule stated in Result 1 identifies a critical level for $z(t)$ after which talented and less talented students keep on going to school; the critical level depends on the costs that each individual faces to complete school.

From Result 1, it becomes clear that both types of students are vulnerable to crime. Less talented students are more vulnerable than talented students since they are likely to become criminals during a longer period of life. To understand the dynamics of the diffusion process and, in the next step, the effect of different policies, we need to investigate the properties of $z(t)$, $\underline{z}^*(t)$ and $\bar{z}^*(t)$. Result 2 states the properties of $\underline{z}^*(t)$ and $\bar{z}^*(t)$.

Result 2 *The functions $\underline{z}^*(t)$ and $\bar{z}^*(t)$ are both monotonically decreasing in t and convex.*

Proofs are in Appendix B. According to Result 2 the profitability of crime decreases with time for both types, in particular because the education cost is continuously sunk at each moment of time. The result holds in the respective domain of each function; that is, for $\underline{z}^*(t)$ in $t \in [0, T]$, and for $\bar{z}^*(t)$ in $t \in (\tau^*, T]$.

The analysis of $z(t)$ is more challenging and it requires the use of additional notation and definitions. The following is borrowed from Banerjee (1993).

Definition 3 For $i = a, b$, we define:

1. $N(i, t) \equiv$ the proportion of the population that has committed crime until time t in state i .
2. $P(i, t) \equiv$ the proportion of the population that has not met a criminal until time t in state i .

Using Definition 3 and the fact that

$$\text{Prob}[m|b, t] = yN(b, t)P(b, t)$$

and

$$\text{Prob}[m|a, t] = yN(a, t)P(a, t),$$

we can then write:

$$z(t) = \frac{yN(b, t)P(b, t)}{yN(a, t)P(a, t)}. \quad (3)$$

Notice that $P(a, 0) = 1 - x$, $P(b, 0) = 1 - x$, $N(a, 0) = x$, $N(b, 0) = xq$, and that $z(0) = q$.

Definition 4 We distinguish between Regime 1, where $z(t) \leq \underline{z}^*(t)$ and Regime 2, where $z(t) > \underline{z}^*(t)$.

We now show that there is a moment in time, which we call $\underline{\tau}$, in which $z(\underline{\tau}) = \underline{z}^*(\underline{\tau})$; i.e. a moment in time in which the system switches from Regime 1 to Regime 2.

Notice that the process must start off in Regime 1 (i.e. the condition in Equation 2 must hold at $t = 0$), otherwise, there will be no uncertainty about crime. If the process began in Regime 2, everybody who meets a criminal will know the criminal is a less talented student. Formally, the process must start off when $z(t) \leq \underline{z}^*(t)$, which at $t = 0$ boils down to

$$q \leq \frac{\pi(a - \underline{R}(0))}{(1 - \pi)(\underline{R}(0) - b)}.$$

In Regime 1, the dynamics of $N(i, t)$ and $P(i, t)$ are given by

$$\frac{dP(i, t)}{dt} = -yN(i, t)P(i, t), \quad (4)$$

$$\frac{dN(i, t)}{dt} = yN(i, t)P(i, t). \quad (5)$$

In Regime 2, the dynamics of $N(i, t)$ and $P(i, t)$ are given by

$$\frac{dP(i, t)}{dt} = -yN(i, t)P(i, t), \quad (6)$$

$$\frac{dN(i, t)}{dt} = qyN(i, t)P(i, t). \quad (7)$$

The intuition for the difference is of course that in Regime 2 only less talented students (a proportion q of the total population) may become criminals at any interval $[t, t + dt]$ after $\underline{\tau}$.

Furthermore, for an economy that has always been in Regime 1 holds:

$$P(a, t) = 1 - N(a, t), \quad (8)$$

$$P(b, t) = 1 - x(1 - q) - N(b, t). \quad (9)$$

For an economy that has made its first transition to Regime 2 at moment $\underline{\tau}$ holds:

$$q[P(a, \underline{\tau}) - P(a, t)] = N(a, t) - N(a, \underline{\tau}), \quad (10)$$

$$q[P(b, \underline{\tau}) - P(b, t)] = N(b, t) - N(b, \underline{\tau}). \quad (11)$$

Equations (8) and (9) evaluated in $t = 0$ together with equations (10) and (11) evaluated in $t = \underline{\tau}$ provide the initial conditions for the differential equations (4)-(7), respectively. These differential equations differs depending on the true state of the world. In both, Regime 1 and Regime 2, we have that $P(a, t) < P(b, t)$ and $N(a, t) > N(b, t)$. This means that the proportion of individuals that engage in crime is higher in state a than in state b ; consequently, in a given t , the number of individuals that have not heard the rumour is smaller in state a than in state b . With these things established the following Result can readily be shown (see the formal proof in Banerjee, 1993).

Lemma 1 (The Banerjee effect) *The ratio $z(t)$ increases monotonically in t and is unbounded.*

The Lemma states that the older the rumour (*i.e.* the larger t), the stronger the belief of students that the true state is b . The later a student meets a criminal for the first time, the more likely he believes the benefits of crime are low.

From equations (4)-(11) one can see that since the dynamics in both regimes differ, $z(t)$ will have different *forms* in each regime. For $t < \underline{\tau}$, in Regime 1, $z(t)$ is defined by (4), (5), (8) and (9), we will let $z^{r1}(t)$ represent this part of $z(t)$. For $t \geq \underline{\tau}$, in Regime 2, $z(t)$ is defined by (6), (7), (10) and (11), we will let $z^{r2}(t)$ represent this part of the function. z^{r1} depends on x and q ; z^{r2} depends on x , q and the parameters that determine \underline{z}^* (since $\underline{\tau}$ is determined by the equality $\underline{z}^* = z^{r1}$). Indeed $\underline{\tau}$ defines the initial conditions for (and determines the actual path followed by) z^{r2} . We can then define formally the function $z(t)$ as follows:

$$z(t) = \begin{cases} z^{r1}(t), & \text{if } t \leq \underline{\tau}; \\ z^{r2}(t), & \text{if } t > \underline{\tau}. \end{cases} \quad (12)$$

Explicit expressions for $z^{r1}(t)$ and $z^{r2}(t)$ can be easily obtained using (3), (4)-(11). For our analysis we will need the explicit expression for z^{r2} which can be expressed in terms of $P(i, \underline{\tau})$, $N(i, \underline{\tau})$ and $(t - \underline{\tau})$, as follows

$$z^{r2} = \frac{\frac{dN(b,t)}{dt}}{\frac{dN(a,t)}{dt}} = \frac{qyN(b,t)P(b,t)}{qyN(a,t)P(a,t)} = \frac{\frac{dN(b,\underline{\tau})}{dt}g(P(b,\underline{\tau}),t-\underline{\tau})}{\frac{dN(a,\underline{\tau})}{dt}f(P(a,\underline{\tau}),t-\underline{\tau})} \quad (13)$$

The specific forms z^{r2} and z^{r1} appear in the Appendix A where it will be clear that g and f are two specific functions.

The following Lemma shows that $\underline{\tau}$ exists.

Lemma 2 *Provided that $q \leq \frac{\pi(a-R(0))}{(1-\pi)(R(0)-b)}$, there will be an instant $\underline{\tau}$ at which there will be a transition from Regime 1 to Regime 2.*

We have so far established that the beliefs on the true state of the world converge to b (Lemma 1), that the value of education relative to crime is increasing over time (Result 2), and that $\underline{\tau}$ exists (Lemma 2). It is important to note that the rumour on crime goes beyond $\underline{\tau}$. Consider a student who meets a criminal between t and $t + dt$ after $\underline{\tau}$. Although he knows that talented students are not vulnerable anymore, he also knows there are

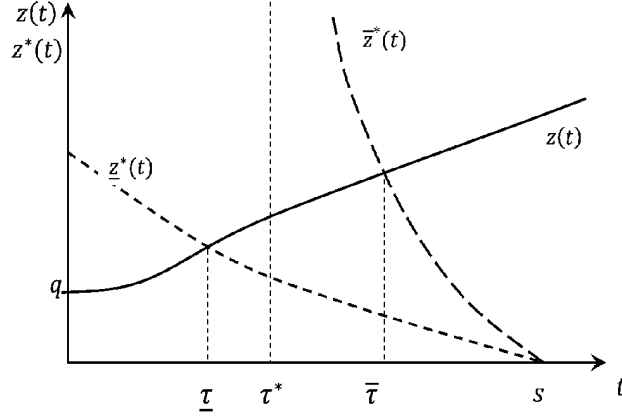


Figure 1: Students' decisions

criminals who had been talented students, but met a criminal before $\underline{\tau}$. At $\underline{\tau}$ non talented students are still vulnerable to crime.

Following a similar reasoning we can show how the less talented students behave. Indeed, from Results 2 and 1 we have that $z(t) - \bar{z}^*(t)$ is monotonically increasing. Therefore there exists a $\bar{\tau}$ such that $z(\bar{\tau}) = \bar{z}^*(\bar{\tau})$. Since an increasing amount of education cost is sunk over time, there is a moment in time in which no student becomes a criminal anymore. After $\bar{\tau}$, education is more valuable than crime for both types. The total number of criminals thus reaches its maximum at $\bar{\tau}$. After $\bar{\tau}$, some students will still meet criminals (who can be of either type) but they will not engage in crime. As we have argued before, the time at which talented students stop engaging in crime, $\underline{\tau}$, is strictly shorter than the time at which less talented students do so, $\bar{\tau}$. In a nutshell, less talented students are more vulnerable to crime than talented students since their cost of schooling is larger ($s\bar{e} > s\underline{e}$). Figure 1 depicts the solutions we presented above.

There is one more characteristic of $z(t)$ that we must consider, this is stated in the following result.

Lemma 3 *At $t = \underline{\tau}$, there is a downward kink in $z(t)$, that is, for t very near to $\underline{\tau}$, the slope of $z(t)$ is larger for $t \leq \underline{\tau}$ than for $t > \underline{\tau}$.*

There is a kink at $\underline{\tau}$ because beyond this point, talented students who have not yet met a criminal will never engage in crime. At the kink the speed of the rumour decreases, which has important consequences for the policy effects we present below.

4 Policy: the effect of changing the costs of education

In the previous section we have investigated how crime spreads in a society and how it affects education. The main implications of the model are: first, for both talented and less talented students there is a moment in time in which crime stops being profitable but this is earlier for talented than for less talented (i.e. $\underline{\tau} < \bar{\tau}$). Second, at $\underline{\tau}$, there is a downward kink in $z(t)$; this reflects the fact that from this moment on the stock of talented students that spread the crime rumour does not increase any more. In this section we present our main result which shows that that policies reducing the cost of education may have surprising effects and that this is a direct result of the downward kink in $z(t)$ at $\underline{\tau}$. Examples of such policies are reductions of tuition fees, food for school programmes, improvements in school infrastructure or teachers. These measures can be given depending on performance of a student, which makes them contingent on their type (talented vs less talented).

First, consider policies such that \underline{e} , \bar{e} or both are reduced. These reductions have a direct effect on the vulnerability to crime of the targeted type of student, but there is also an indirect effect through the transmission of information about crime profitability among students of different types. The direct effect of reducing \underline{e} (\bar{e}) shifts $\underline{\tau}$ ($\bar{\tau}$) to the left. That is, the point in time at which no more students of a given type will engage in crime occurs earlier when their cost of attending and succeeding at school decreases. Put differently, students become less vulnerable to crime.

The indirect interaction, i.e. effects between different types, are much

more subtle, but they only go from talented students to less talented students. To understand this statement notice first that both the talented and the less talented students carry out the same type of comparison between costs and benefits of engaging in crime. More precisely, they both have the same uncertain benefit of engaging in crime and they assign the same probability distribution to the states a, b, d . Also, wages upon graduation are assumed to be the same for both types. The opportunity costs of engaging in crime, however, are type-dependent: talented students have lower costs of going to school than less talented ones, which explains why $\underline{\tau}$ is to the left of $\bar{\tau}$.

For any t smaller than $\underline{\tau}$, any change in the parameters affects equally the expected benefits both types of students assign to crime. This implies that among criminals, the proportion of talented and less talented types is constant, reflecting the respective proportions in the entire population. There are interaction effects here, but they do not depend on the types. This changes at $t = \underline{\tau}$. Here, no further talented student engages in crime, while less talented students who meet a criminal continue to do so, implying that the proportion of less talented types among criminals increases. Hence, when one wants to understand the interaction effects between different types, it suffices to investigate how a shift in $\underline{\tau}$ will affect the behavior of less talented students. This is stated in the following proposition.

Proposition 1 *Effects of a decrease in \underline{e} (the costs of education for talented students): (i) $\underline{\tau}$ shifts to the left i.e. talented students become less vulnerable to crime; (ii) the effect of a reduction in \underline{e} on $\bar{\tau}$ is ambiguous, in particular a reduction of \underline{e} may result in an increase of $\bar{\tau}$ i.e., less talented students may become more vulnerable to crime.*

To understand the second part of the proposition recall that students vulnerability to crime depends on $z(t)$ in particular, if $z(t)$ increases because of an intervention, students become less vulnerable, and if $z(t)$ decreases they become more vulnerable.

A subsidy scheme for more talented students will cause an instantaneous reduction of the number of criminals in both states of the world. After the

point in time in which talented students cease to be vulnerable to crime, the rumour starts to slow down. The total effect on the less talented students' vulnerability depends on their interpretation about the determinants of the time the rumour took to arrive to them. They can assign this to the profitability of crime, or to the opportunity cost of engaging in crime of the talented. Without the subsidy, the relative weight of the profitability of crime is higher than that of the opportunity cost of the talented; with the subsidy, the relative weight they give to the profitability explanation can be lower.

To formally see this effect consider two situations, one without the subsidy and one with the subsidy; let $\underline{\tau}'$ and $\bar{\tau}'$ be the two moments in time in which talented and less talented students stop engaging in crime without the subsidy and $\underline{\tau}''$ and $\bar{\tau}''$ with the subsidy. We know from Lemma 3 that at the moment in time in which talented students are not vulnerable to crime any more, there is a kink in $z(t)$ this implies that at $\underline{\tau}''$ the slope to the right of $z(t)$ with and without a subsidy is different. Without a subsidy the right derivative of function $z(t)$ at τ'' is equal to

$$z(\underline{\tau}'') [2 (P(b, \underline{\tau}'') - P(a, \underline{\tau}'')) + x(1 - q)].$$

When there is a subsidy, the right derivative of $z(t)$ at $\underline{\tau}''$ is

$$z(\underline{\tau}'') [(1 + q) (P(b, \underline{\tau}'') - P(a, \underline{\tau}'')) + x(1 - q)]$$

which is smaller than the previous one. This means that the introduction of a subsidy scheme makes state a more likely at $\underline{\tau}''$.

From $\underline{\tau}''$ onwards this effect coexists with the Banerjee effect (Lemma 1), which makes the beliefs about b being the true state of the world increase with time. The two effect hence go in opposite directions.

Another way to formally see these two effects is by looking at the derivative of $z(t)$ in Regime 2, that is after the time talented students cease to be vulnerable to crime, with respect to $\underline{\tau}$. Deriving the function z^{τ^2} in Equation

(13) we obtain

$$\frac{\partial z^{r2}}{\partial \underline{t}} = \left[\frac{\frac{\partial \frac{\partial N(b, \underline{t})}{\partial t}}{\partial \underline{t}}}{\frac{\partial N(b, \underline{t})}{\partial t}} - \frac{\frac{\partial \frac{\partial N(a, \underline{t})}{\partial t}}{\partial \underline{t}}}{\frac{\partial N(a, \underline{t})}{\partial t}} \right] + \left[\frac{\frac{\partial g}{\partial P(b, \underline{t})} \frac{\partial P(b, \underline{t})}{\partial \underline{t}} - \frac{\partial g}{\partial (t - \underline{t})}}{g(P(b, \underline{t}), t - \underline{t})} - \frac{\frac{\partial f}{\partial P(a, \underline{t})} \frac{\partial P(a, \underline{t})}{\partial \underline{t}} - \frac{\partial f}{\partial (t - \underline{t})}}{f(P(a, \underline{t}), t - \underline{t})} \right].$$

The first term on the right-hand side corresponds to the subsidy effect that increases the belief of state a being the true state of the world. The second term gathers the interaction of the first effect with the Banerjee effect in each state of the world. Notice that the size of the interaction depends on t . Less talented students will become more (less) vulnerable to crime if at $t = \bar{t}$ the first effect is stronger (weaker) than the second effect.

Two different societies that differ in \underline{e} only differ in their dynamics after the lower $\underline{\tau}$. The differences are consequence of changing the initial conditions for z^{r2} and on changes in the dynamics of $z(t)$ after $\underline{\tau}$. Precisely, what one wants to know is whether, for $t > \underline{\tau}$, z'' is to the left or to the right of z' or whether they cross. If they cross one also wants to know if z'' crosses z' from above or from below. If z'' is to the right (left) of z' this would mean that reducing the cost of talented students increases (reduces) the vulnerability of less talented students. In other words if z'' is to the right (left) of z' a reduction in \underline{e} would bring the undesirable effect of increasing $\bar{\tau}$; in the other case reducing \underline{e} would have a positive externality since it would also reduce $\bar{\tau}$. A full comparison of $z'(t)$ and $z''(t)$ is in general not possible. However, the following example shows that for two sets of parameters in which the only difference is the value of a , a change in \underline{e} of the same size induces changes in \bar{t} of different signs.

Example 1 Consider the following values for the parameters of our model: $y = 1$, $x = 0.1$, $q = 0.6$, $\tau = 10$, $W = 69$, $a = 55$, $b = 15$, $\pi = 0.6$ and $T = 34$. The effort of the less talented students is $\bar{e} = 153$ and the effort of the talented students is $\underline{e} = 100$. With this information, all less talented students that hear the rumour about crime before $\bar{\tau} \approx 5.44$ choose to become criminals. Similarly, all talented students that hear the rumour

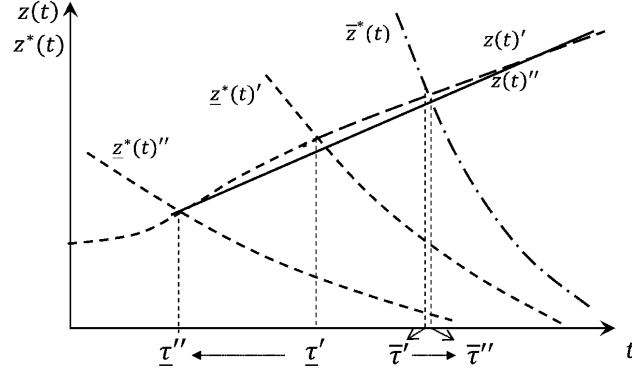


Figure 2: Example of policy that reduces vulnerability of talented students but increases vulnerability of less talented students

before $\underline{\tau} \approx 4.07$ will do so. Let us consider a policy that reduces the costly effort of education for talented students. It reduces \underline{e} to 35. This policy reduces the vulnerability to crime of talented students to 1.58 and makes less talented students more vulnerable to crime increasing $\bar{\tau}$ to 5.51. This example is depicted in Figure 2.

Now, consider an alternative situation in which crime pays more, such that $a = 64$. In this case the initial $\underline{\tau}$ is 5.39; the initial $\bar{\tau}$ is 5.96. When the policy that reduces \underline{e} from 100 to 35 is implemented, the vulnerability of talented students decreases to 2.68 but less talented students become less vulnerable to crime; $\bar{\tau}$ decreases from 5.96 to 5.93. The example is in figure 3.

The next proposition identifies a sufficient condition under which there is no ambiguity.

Proposition 2 *Comparative statics with respect to student heterogeneity ($\bar{e} - \underline{e}$). For sufficiently low levels of student heterogeneity, a decrease in the cost of education of talented students makes less talented students more*

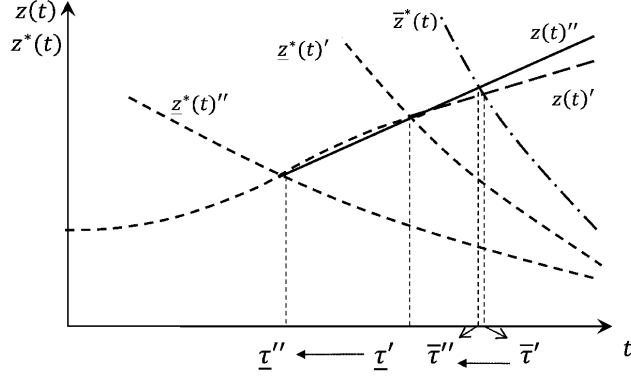


Figure 3: Example of policy that reduces vulnerability of talented and less talented students

vulnerable to crime.

Proof. Consider a situation in which $\bar{e} - \underline{e}$ is small. Consequently $\bar{\tau} - \underline{\tau}$ is also small. Consider two levels of cost of education for talented students \underline{e}' and \underline{e}'' , such that $\underline{e}' > \underline{e}''$. The corresponding moments in time in which talented students stop engaging in crime are $\underline{\tau}'$ and $\underline{\tau}''$, and they satisfy $\underline{\tau}' > \underline{\tau}''$. We also have two functions for $z(t)$; let these functions be $z'(t)$ and $z''(t)$. These two functions are exactly the same for any $t \leq \underline{\tau}''$ and differ for $t > \underline{\tau}''$. Consider a t such that $\underline{\tau}' > t > \underline{\tau}''$. Since $\underline{\tau}' > t > \underline{\tau}''$, t belongs to Regime 1 when $\underline{e} = \underline{e}'$ and to Regime 2 in the second case. From Lemma 3, we have that there is downward kink at $\underline{\tau}$. Therefore, since functions $z(t)$, $\underline{z}^*(t)$ and $\bar{z}^*(t)$ are continuous, for t near enough to $\underline{\tau}''$ we have that $z'(t) > z''(t)$ for $t > \underline{\tau}'$. Since $\bar{\tau}'$ is near $\underline{\tau}'$, $\bar{\tau}''$ is near $\underline{\tau}''$ and $\bar{z}^*(t)$ is downward sloping we then have that $\bar{\tau}' < \bar{\tau}''$. ■

We now consider how rationality affects behavior. We introduce bounded rationality by assuming that students do not understand the dynamics of information about crime. When a boundedly rational student meets someone who has engaged in crime, he will not take into account the time in which

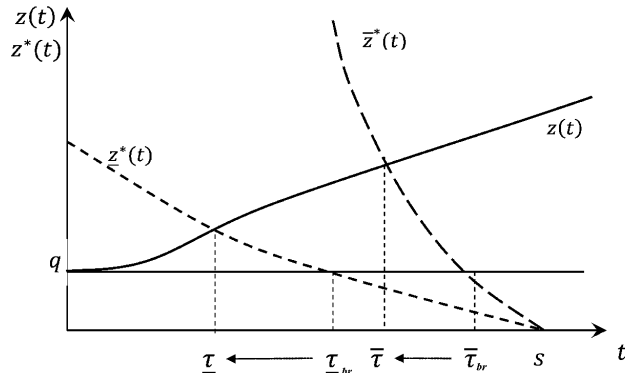


Figure 4: Decisions of boundedly and fully rational students

the rumour has started when updating his beliefs about the profitability of crime. Thus, he will believe that $z(t) = q$, always. A comparison with the cutoff values for boundedly rational students with those of fully rational students, as derived in the preceding section, establishes the following proposition.

Proposition 3 *A society with fully rational students will be less vulnerable to crime than an otherwise identical society with boundedly rational students.*

The updating process of unboundedly rational students makes them believe that $z(t)$ is increasing in t and everywhere above q . Since $z^*(t)$ and $\bar{z}^*(t)$ are both decreasing in t , this implies that $\underline{\tau} < \underline{\tau}_{br}$ and $\bar{\tau} < \bar{\tau}_{br}$. This situation is depicted in figure 4.

The significance of this conclusion relates to the content of interventions targeted to high school students that focus on providing information about the returns to education. The literature about the effects of giving information to young people about the benefits of investing in human capital is large and constantly growing (Lavecchia et al. (2016)). However, virtually all empirical research about providing information to high school students concentrate on information about the returns to education (Jensen (2010), Nguyen (2008), Oreopoulos and Dunn (2013), Oreopoulos and Petronijevic (2013), Kaufman (2014), Dinkelman and Martinez (2014), McGuigan et al. (2016), Hoxby and Turner (2013), Bonilla et al. (2017)). Up to this point

there are no results about giving information about alternatives to education like criminal activities. Conventional reasoning may say that the underestimation of the returns to schooling is parallel or just the other side of the coin of an overestimation of the returns to criminal activities. However, the social dynamics of crime and education can be very different. Our paper shows that the form of social dynamics of both activities should be considered when thinking on information policies targeting human capital acquisition by young people. Including information about crime and about social dynamics of crime is complementary to giving information about the returns to education.

5 Concluding remarks

Subsidizing education on the basis of merits unambiguously makes talented students less vulnerable to crime, but the learning dynamics between more and less talented students may have the surprising effect that the less talented become more, not less vulnerable to crime after the introduction of such a subsidy scheme. This effect is exacerbated when students have limited understanding about the learning dynamics. While our theory is abstract in nature and the finely grained empirical evidence that we would need to support our results seem unavailable, it lends itself to the interpretation that meritocratic educational programs should be accompanied by information campaigns.

Appendix

A The form of z^{r1} and of z^{r2}

The forms z^{r1} is

$$z^{r1} = \frac{\frac{dN(b,t)}{dt}}{\frac{dN(a,t)}{dt}}$$

where

$$\frac{dN(b,t)}{dt} = \frac{y(1-x)(1-x(1-q))^2 xq e^{(1-x(1-q))t}}{(1-x+xq e^{(1-x(1-q))t})^2}$$

and

$$\frac{dN(a,t)}{dt} = \frac{yx(1-x)e^t}{(1-x+xe^t)^2}.$$

The form of z^{r2} is

$$z^{r2} = \frac{\frac{dN(b,\tau)}{dt} g(P(b,\tau), t-\tau)}{\frac{dN(a,\tau)}{dt} f(P(a,\tau), t-\tau)}$$

where

$$\frac{dN(b,\tau)}{dt} = \frac{yq(1-x)(1-x(1-q))^2 xq e^{(1-x(1-q))\tau}}{(1-x+xq e^{(1-x(1-q))\tau})^2},$$

$$\frac{dN(a,\tau)}{dt} = \frac{yqx(1-x)e^\tau}{(1-x+xe^\tau)^2},$$

$$g(P(b,\tau), t-\tau) = \frac{(1-x(1-q) - (1-q)P(b,\tau))^2 e^{(1-x(1-q)-(1-q)P(b,\tau))(t-\tau)}}{[qP(b,\tau) + (1-x(1-q) - P(b,\tau))e^{(1-x(1-q)-(1-q)P(b,\tau))(t-\tau)}]^2}$$

and

$$f(P(a,\tau), t-\tau) = \frac{(1 - (1-q)P(a,\tau))^2 e^{(1-(1-q)P(a,\tau))(t-\tau)}}{[qP(a,\tau) + (1 - P(a,\tau))e^{(1-(1-q)P(a,\tau))(t-\tau)}]^2}.$$

B Proofs

1. Proof of Result 2:

Since $z^*(t)$ is continuous and differentiable then to show the result it is enough to analyze the signs of the first two derivatives of $z^*(t)$.

We first need to know that

$$R'(t) = \frac{R(t) + e}{1-t} > 0,$$

$$R''(t) = 2 \frac{R'(t)}{(1-t)} > 0.$$

Taking the first derivative of $z^*(t)$, we obtain that

$$z^{*'}(t) = -\frac{R'(t)}{(R(t)-b)} \left(\frac{\pi}{1-\pi} + z^*(t) \right) < 0.$$

Taking the second derivative

$$z^{*''}(t) = \left(\frac{\pi}{1-\pi} + z^*(t) \right) \left[2 \left(\frac{R'(t)}{(R(t)-b)} \right)^2 - \frac{R''(t)}{(R(t)-b)} \right] > 0.$$

2. Proof of Lemma 2:

Since $q \leq \frac{\pi(a-R(0))}{(1-\pi)(R(0)-b)}$, the rumour on crime starts off. Let us first consider the case of strict inequality. Once a talented student meets a criminal between t and $t + dt$, he updates beliefs on the state of the world and takes decisions following the rule in Result 2. Since, $z(0) < \underline{z}^*(0)$, the crime is profitable for talented students. Those students meeting criminals between $t = 0$ and dt will become criminals. This will be the behavior of talented students for any time interval $[t, t + dt]$ provided that $z(t) < \underline{z}^*(t)$. From Result 2, $\underline{z}^*(t)$ is monotonically decreasing with time and from Result 1, $z(t)$ is monotonically increasing with time. Therefore, the difference $z(t) - \underline{z}^*(t)$ monotonically increases with time. At $t = 0$, it is negative, then it becomes zero and finally it becomes positive. Let $\underline{\tau}$ be the moment in time at which $z(\underline{\tau}) - \underline{z}^*(\underline{\tau}) = 0$. For any $[t, t + dt]$ after $\underline{\tau}$ the talented student that meets a criminal will stay in school. At $\underline{\tau}$ there will be a transition from Regime 1 and Regime 2. Now let us consider the case of strict equality. In this case the talented students that know the true state of the world are indifferent between staying at school and becoming criminals. Those talented students that hear the rumour between $t = 0$ and dt are also indifferent between school and crime. However, since $z(t) - \underline{z}^*(t)$ is monotonically increasing, all talented students that hear the rumour in any interval $[t, t + dt]$ for which $t > 0$ will stay at school. In this case, $\underline{\tau} = 0$.

3. Proof of Lemma 3:

To show that there is a downward kink at $\underline{\tau}$, we have to show that

$$\lim_{t \rightarrow \underline{\tau}}^- z'(t) > \lim_{t \rightarrow \underline{\tau}}^+ z'(t).$$

Indeed,

$$\begin{aligned} \lim_{t \rightarrow \underline{\tau}}^- z'(t) &= \lim_{t \rightarrow \underline{\tau}}^- [z(t) [2(P(b, t) - P(a, t)) + x(1 - q)]] \\ &= z(\underline{\tau}) [2(P(b, \underline{\tau}) - P(a, \underline{\tau})) + x(1 - q)] \end{aligned}$$

and

$$\begin{aligned} \lim_{t \rightarrow \underline{\tau}}^+ z'(t) &= \lim_{t \rightarrow \underline{\tau}}^+ z(t) [2q(P(b, t) - P(a, t)) \\ &\quad + (1 - q)(P(b, \underline{\tau}) - P(a, \underline{\tau})) + x(1 - q)] \\ &= z(\underline{\tau}) [(1 + q)(P(b, \underline{\tau}) - P(a, \underline{\tau})) + x(1 - q)] \end{aligned}$$

Since $1, P(b, \underline{\tau}) > P(a, \underline{\tau})$ and $2 > 1 + q$, then there is a downward kink in $\underline{\tau}$.

References

- Angrist, J., Autor, D., Hudson, S. and Pallais, A., 2016. *Evaluating Post-Secondary Aid: Enrollment, Persistence, and Projected Completion Effects* (No. w23015). National Bureau of Economic Research.
- Banerjee, A. V., 1992. A Simple Model of Herd Behavior. *The Quarterly Journal of Economics*, 107 (3), pp. 797–817.
- Banerjee, A. V., 1993. The Economics of Rumours. *The Review of Economic Studies*, 60 (2), pp. 309–327.
- Becker, G., 1968. Crime and Punishment: An Economic Approach. *Journal of Political Economy*, 76 (2), pp. 169–217.
- Bettinger, E., Gurantz, O., Kawano, L. and Sacerdote, B., 2016. *The Long Run Impacts of Merit Aid: Evidence from California's Cal Grant* (No. w22347). National Bureau of Economic Research.
- Bonilla, L., Bottan, N. and Ham, A., 2017. *Information Policies and Higher Education Choices: Experimental Evidence from Colombia* (WP 50). School of Government, Universidad de los Andes.
- Calvó-Armengol, A., Patacchini, E., and Zenou, Y., 2009. Peer Effects and Social Networks in Education. *The Review of Economic Studies*, 76(4), pp. 1239-1267.
- Calvó-Armengol, A. and Zenou, Y., 2004. Social Networks and Crime Decisions: The Role of Social Structure in Facilitating Delinquent Behavior. *International Economic Review*, 45(3), pp. 939-958.
- Card, D., 1999. 'The Causal Effect of Education on Earnings'. In O. Ashenfelter and D. Card (eds.), *Handbook of Labor Economics*, Elsevier/NorthHolland, Amsterdam, pp. 1801–1863.
- Case, A. and Katz, L., 1991. *The Company You Keep: The Effects of Family and Neighborhood on Disadvantaged Youths* (No. w3705). National Bureau of Economic Research.

- Crane, J., 1991. The Epidemic Theory of Ghettos and Neighborhood Effects on Dropping Out and Teenage Childbearing. *The American Journal of Sociology*, 96 (5), pp. 1226–1259.
- Dinkelman, T. and Martínez, C., 2014. Investing in Schooling in Chile: The Role of Information about Financial Aid for Higher Education. *The Review of Economics and Statistics*, 96 (2), pp. 244–257.
- Sabates, R., and Feinstein, L., 2007. Effects of Government Initiatives on Youth Crime. *Oxford Economic Papers*, 60 (3), pp. 462–483.
- Glaeser, E. L. and Sacerdote, B., 1999. Why Is There More Crime in Cities? *Journal of Political Economy*, 107 (6), pp. 225–258.
- Glaeser, E. L., Sacerdote, B. and Scheinkman, J. A., 1996. Crime and Social Interactions. *The Quarterly Journal of Economics*, 111 (2), pp. 507–548.
- Hansen, K. and Machin, S., 2002. Spatial Crime Patterns and the Introduction of the UK Minimum Wage. *Oxford Bulletin of Economics and Statistics*, 64, pp. 677–697.
- Hanushek, E., 1995. Interpreting Recent Research on Schooling in Developing Countries. *The World Bank Research Observer*, 10 (2), pp. 227–246.
- Hoxby, C. and Turner, S., 2013. *Expanding College Opportunities for High-achieving, Low Income Students* (Discussion Paper No. 12-014). Stanford Institute for Economic Policy Research.
- Jackson, M and Yariv, L., 2011. ‘Diffusion, Strategic Interaction and Social Structure’. In J. Benhabib, A. Bisin, M. O. Jackson (eds.), *Handbook of Social Economics, Volume 1*, Elsevier/North-Holland, Amsterdam, pp. 645–678
- Jensen, R., 2010. The (Perceived) Returns to Education and the Demand for Schooling. *The Quarterly Journal of Economics*, 125 (2), pp. 515–548.
- Kaufmann, K. M., 2014. Understanding the Income Gradient in College Attendance in Mexico: The Role of Heterogeneity in Expected Returns. *Quantitative Economics*, 5 (3), pp. 583–630.

- Kling, J., Ludwig, J. and Katz, L., 2005. Neighborhood Effects on Crime for Female and Male Youth: Evidence from a Randomized Housing Voucher Experiment. *The Quarterly Journal of Economics*, 120 (1), pp. 87–130.
- Kremer, M., 2003. Randomized Evaluations of Educational Programs in Developing Countries: Some Lessons. *American Economic Review*, 93 (2), pp. 102–106.
- Kremer, M., Miguel, E. and Thornton, R., 2009. Incentives to Learn. *The Review of Economics and Statistics*, 91 (3), pp. 437–456.
- Lavecchia, A.M., Liu, H. and Oreopoulos, P., 2016. ‘Behavioral Economics of Education: Progress and Possibilities’. In E. Hanushek, S. Machin and L. Woessmann, *Handbook of the Economics of Education, Volume 5*, Elsevier, Amsterdam, pp. 1–74.
- Lee, D. and McCrary, J., 2017. The Deterrence Effect of Prison: Dynamic Theory and Evidence. In M. Cattaneo and J. Escanciano (eds.) *Regression Discontinuity Designs (Advances in Econometrics, Volume 38)*, Emerald Publishing Limited, pp. 73–146
- Levitt, S., 1998. Juvenile Crime and Punishment. *Journal of Political Economy*, 106 (6), pp. 1156–1185.
- Levitt, S. and Venkatesh, S. A., 2000. An Economic Analysis of a Drug-Selling Gang’s Finances. *Quarterly Journal of Economics*, 115 (3), pp. 755–789.
- Lochner, L., 2004. Education, Work and Crime: A Human Capital Approach. *International Economic Review*, 45 (3), pp. 811–843.
- Lochner, L. and Moretti, E., 2004. The Effect of Education on Crime: Evidence from Prison Inmates, Arrests and Self-Reports. *American Economic Review*, 94 (1), pp. 155–189.
- Luallen, J., 2006. School’s Out... Forever: A Study of Juvenile Crime, At-risk Youths and Teacher Strikes. *Journal of Urban Economics*, 59, pp. 75–103.

- Ludwig, J., Duncan, G. and Hirschfield, P., 2001. Urban Poverty and Juvenile Crime: Evidence from a Randomized Housing-Mobility Experiment. *The Quarterly Journal of Economics*, 116 (2), pp. 655–679.
- Machin, S., Marie, O. and Vuji, S., 2011. The Crime Reducing Effect of Education. *The Economic Journal*, 121 (552), pp.463-484.
- Marx, B.M. and Turner, L.J., 2015. *Borrowing Trouble? Student Loans, the Cost of Borrowing, and Implications for the Effectiveness of Need-based Grant Aid* (No. w20850). National Bureau of Economic Research.
- McGuigan, M., McNally, S. and Wyness, G., 2016. Student Awareness of Costs and Benefits of Educational Decisions: Effects of an Information Campaign. *Journal of Human Capital*, 10 (4), pp. 482–519.
- Mocan, N. and Rees, D., 2005. Economic Conditions, Deterrence and Juvenile Crime: Evidence from Micro Data. *American Law and Economics Review*, 72, pp. 319–349.
- Nguyen, T., 2008. *Information, Role Models and Perceived Returns to Education: Experimental Evidence from Madagascar*. Unpublished.
- Oreopoulos, P. and Dunn, R., 2013. Information and College Access: Evidence from a Randomized Field Experiment. *Scandinavian Journal of Economics*, 115 (1), pp. 3–26.
- Oreopoulos, P. and Petronijevic, U., 2013. *Making College Worth It: A Review of Research on the Returns to Higher Education* (No. w19053). National Bureau of Economic Research.
- Sah, R., 1991. Social Osmosis and Patterns of Crime. *Journal of Political Economy*, 99 (6), pp. 1272–1295.
- Scharfstein, D. and Stein, J., 1990. Herd Behavior and Investment. *American Economic Review*, 80 (3), pp. 465–479.
- Zenou, Y., 2003. The Spatial Aspects of Crime. *Journal of the European Economic Association*, 1 (2 - 3), pp. 459–467.