



FRAME
COMPANY



FRAME COMPANY

Here at Frame Company we strive to be the best. We are situated in the heart of Kent and are dedicated to making fine quality products, at affordable prices. We firmly believe that customer satisfaction is of paramount importance and we will always endeavour to provide the best service humanly possible in order to achieve this.

We proudly offer an extensive collection of ready-made picture frames which are available in a range of materials, colours and sizes. In addition to our ever growing collection, we also have an in-house bespoke frame manufacturing service designed to custom make frames to accommodate sizes which are of a more specialised nature. We also offer a wide selection of photo mounts to compliment our frames - these are available in an assortment of colours and sizes, as well as having the option to specify a custom aperture size where required. All mounts are professionally cut using a state-of-the-art computerised mount machine to ensure absolute precision.

Almost all of our frame styles are also available with the option to be purchased as a mirror. Mirrors are available in either a plain or a bevelled finish to give that extra touch. More recently we have introduced an eclectic range of prints and artwork to our collection, as well as the option for custom photo printing and framing. We will continue to introduce new products and innovative ideas to our portfolio, in order to ensure that Frame Company is always a name to be remembered.

Understanding the importance to look after our environment, we at Frame Company are proud that the majority of our wooden frames are FSC certified.



CONTENTS

FRAMES

Everyday Range	6
Classic Range	10
Ornate Range	14
Rustic Range	20
Distressed Range	26
Modern Range	32
Coloured Range	40
Box Frames	46
Traditional Range	48

EXTRAS

Mounts	52
Mirrors	54
Framed Art Prints	56

Our frames up to and including 14x11 inches will be fitted with both hangers and a stand. Frames can be used in both portrait and landscape. Any frame sizes 16x12 inches and larger will be to hang only, in both portrait and landscape.

All frames up to and including 20x16 inches will come with glass as standard, although perspex can be supplied if preferred. Anything larger than this does come with perspex safety glass only.

Frame measurements refer to the glass size ie image size – the overall frame size will be larger and will depend on the moulding profile width. Please remember that the rebate will cover a small amount of the visible image area, and again this will vary according to frame style.

All of our frames can be supplied with standard or custom sized mounts.



EVERYDAY RANGE

Designed to suit any space but remaining affordable

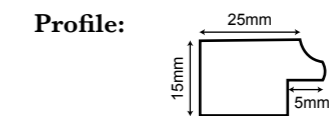
Our everyday range of frames are a selection of uncomplicated yet stylishly designed frames, designed to suit any space but remaining affordable. They are offered in a small variety of styles, colours and sizes, designed to suit any style of décor.




AINSWORTH

Sizes: Up to A2

Material: Plastic - satin finish



Colours:



Black

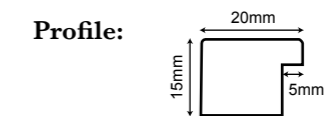
White



ALLINGTON

Sizes: Up to A2

Material: Foil wrapped MDF - matte finish



Colours:



White

Black

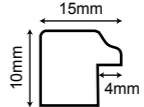
Beech




DRAYTON

Sizes: Up to 20x16 inches

Material: Plastic - satin finish

Profile: 

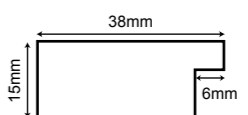
Colours:



WATSON

Sizes: Up to 36x24 inches

Material: Foil wrapped MDF - matte wood effect finish

Profile: 

Colours:





CLASSIC RANGE

Remain timeless
with today's
ever-changing
trends

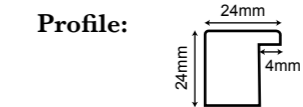
Our classic frames are the epitome of elegance. Refined, sophisticated mouldings offered in a range of neutral colours designed to remain timeless with today's ever-changing trends.



CONNOLLY

Sizes: Up to A1

Material: Wood - lacquered finish



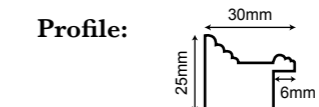
Colours:



FRANKLIN

Sizes: Up to 30x20 inches

Material: Wood - matte grain finish



Colours:



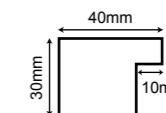


SEYMOUR

Sizes: Up to 40x30 inches

Material: Foil wrapped MDF - matte finish

Profile:



Colours:



Black

Beech

White

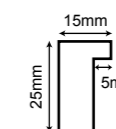


WEBBER

Sizes: Up to 30x20 inches

Material: Wood - matte grain finish

Profile:



Colours:



Brown

Black

Beech

White



ORNATE RANGE

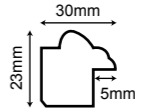
Designed to enhance and be the main focus of any room

Our ornate range is a collection of ostentatious and flamboyant frames, designed to enhance and be the main focus of any room. Full of bold, striking colours and opulent decorative markings, our ornate range of frames are one of our most popular frame collections.

ASHDOWN

Sizes: Up to 36x24 inches

Material: Wood

Profile: 

Colour:



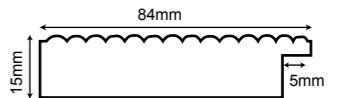
Bronze with Black edges




ATHENA

Sizes: Up to 40x30 inches

Material: Wood

Profile: 

Colours:




Burnt Gold



Champagne Gold



Silver

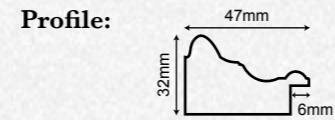





AURELIA

Sizes: Up to 36x24 inches

Material: Wood



Colour:



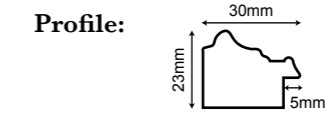
Silver



CHARLESTON

Sizes: Up to 40x30 inches

Material: Wood



Colours:



Bronze



Black



Gold



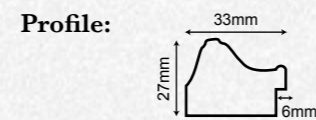
Ivory




BROMPTON

Sizes: Up to 30x20 inches


Material: Plastic



Colours:



Gold



Bronze



Black



White



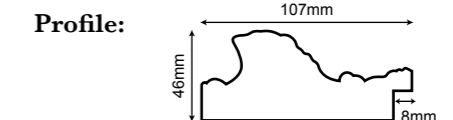
Vintage Cream



CHARLOTTE

Sizes: Up to 40x30 inches


Material: Plastic



Colours:



Silver



Gold




FIORELLI

Sizes: Up to 40x30 inches

Material: Wood



Colour:



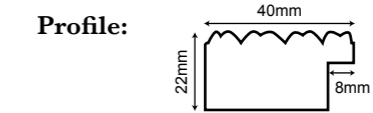
Gold



LEDBURY

Sizes: Up to 40x30 inches

Material: Wood



Colours:



Gold



Champagne Silver

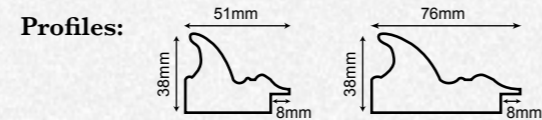


LANGLEY

Sizes: 10x8, 12x10, 14x11, 16x12, 20x16, 24x20, 30x20, 36x24, 40x30 inches

Material: Wood

Note: Only available in standard sizes listed above



Colours:



Gold



Silver



Ivory



White



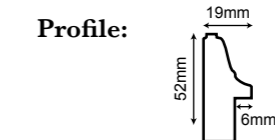
Black




MIDDLETON

Sizes: Up to 40x30 inches

Material: Wood



Colour:



Bronze



RUSTIC RANGE

Adding a touch of pastoral elegance

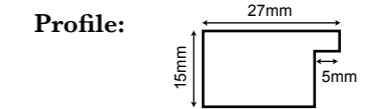
Our rustic range of frames are one of our most popular – adding a touch of pastoral elegance designed to enrich any interior, this timeless range of frames are the perfect addition to any home.



BLACKMORE

Sizes: Up to 20x16 inches

Material: Plastic - textured wood effect finish



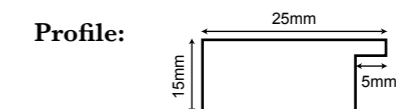
Colours:




BOSWELL

Sizes: Up to 20x16 inches

Material: Plastic - smooth finish



Colours:

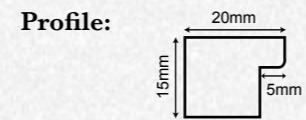




CAMBER

Sizes: Up to A2

Material: Plastic - smooth wood effect finish



Colour:



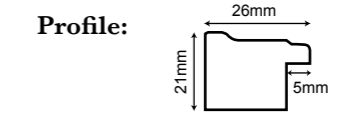
Rustic Brown




HARRINGTON

Sizes: Up to 30x20 inches

Material: Wood - smooth open grain finish



Colours:




Mauve Grey



Barley



Fossil Grey



Taupe



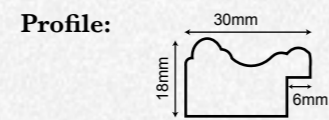
Storm Grey




CAMPBELL

Sizes: Up to 30x20 inches


Material: Wood




Colours:



Rustic Green



Rustic Grey



Rustic Blue



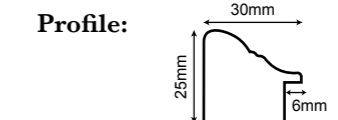
Rustic Pink



HUNTLEY

Sizes: Up to 36x24 inches


Material: Wood - matte finish



Colours:



Dove Grey



Charcoal



Mink



Granite White



Ivory

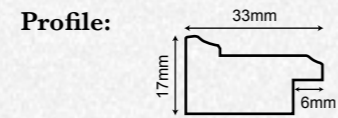
All colours have a silver fleck coming through the paint



FARRELL

Sizes: Up to 30x20 inches

Material: Wood - smooth open grain finish



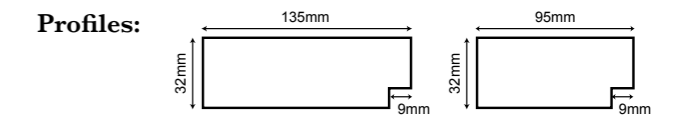
Colours:




LOXLEY

Sizes: Up to 36x24 inches

Material: Wood - textured wood grain finish



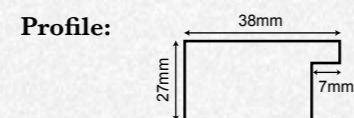
Colour:




KINGSWOOD

Sizes: Up to 40x30 inches

Material: Wood - painted wood grain finish



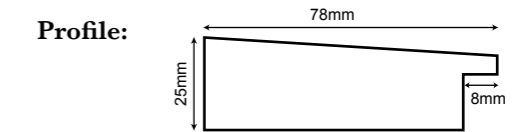
Colours:



WINCHELSEA

Sizes: Up to 40x30 inches

Material: Wood - textured wood grain finish



Colours:





DISTRESSED RANGE

A range of colours and styles designed to enhance most natural decors

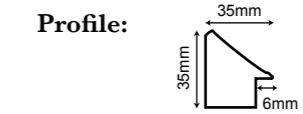
Our distressed range of frames are a select choice of frame mouldings which are a combination of old and new designs. Offering a range of colours and styles designed to enhance most natural decors, they add a touch of warmth to any home.



BEAUMONT

Sizes: Up to A1

Material: Wood



Colours:



BROOKE

Sizes: Up to 30x20 inches

Material: Plastic - satin finish



Colours:

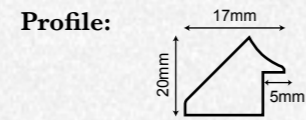




BRUNSWICK

Sizes: Up to 36x24 inches

Material: Wood



Colours:



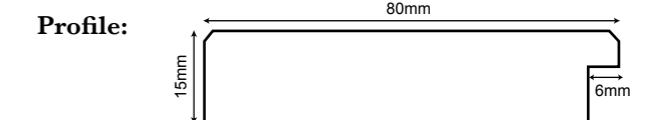
Black Charcoal Sage Green White



HOXTON

Sizes: Up to 40x30 inches

Material: Wood - textured wood grain finish



Colours:



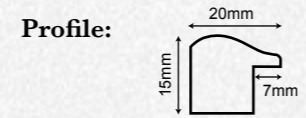
Mocha Grey Ivory




DARCY

Sizes: Up to A2

Material: Wood - matte finish



Colours:



Pebble Grey Black Clay Elephant Grey



Oatmeal White

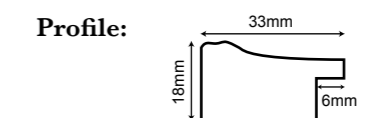
All colours have a distressed raw wood edge



LYNTON

Sizes: Up to 20x16 inches

Material: Plastic



Colours:



Coal Rustic Blue Driftwood White

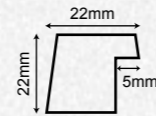


RANDALL

Sizes: Up to A2

Material: Wood - matte finish

Profile:




Colours:




Pewter



Charcoal



Champagne Gold



Silver




SHOREDITCH

Sizes: Up to A2

Material: Wood

Profile:



Colours:



Burnt Black



Distressed White



Distressed Clay

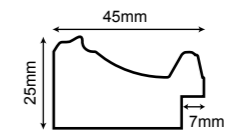


TRENDLE

Sizes: Up to 30x20 inches

Material: Wood - satin finish

Profile:



Colour:



Black & Silver



MODERN RANGE

These innovative styles are available in choice of colours and finishes

Our modern range of frames are a smart and stylish selection of mouldings. Inspired by current trends, these innovative styles are available in choice of colours and finishes creating products which are both elegant and contemporary.



ASPEN

Sizes: Up to 36x24 inches

Material: Wood - painted wood grain finish



Colours:



Charcoal

Elephant Grey

Dove Grey

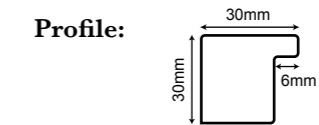
Granite White




CARLTON

Sizes: Up to 30x20 inches

Material: Plastic - satin finish



Colours:



White

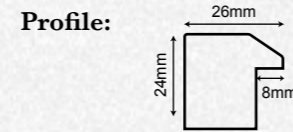
Black



CARTER

Sizes: Up to 36x24 inches

Material: Wood



Colours:



Black

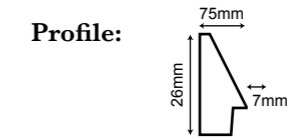
White



ECCLESTON

Sizes: Up to 40x30 inches

Material: Wood - open wood grain finish



Colours:



Brown

Black

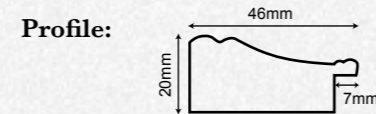
White




DRUMMOND

Sizes: Up to 30x20 inches

Material: Plastic - satin finish



Colours:



Pale Grey

Gunmetal
Grey

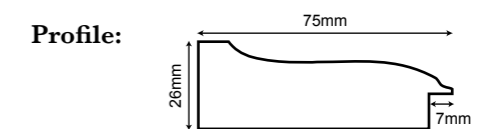
Charcoal Grey



ESMERELDA

Sizes: Up to 40x30 inches

Material: Plastic - high shine gloss finish



Colours:



Rose Gold

Black & Silver

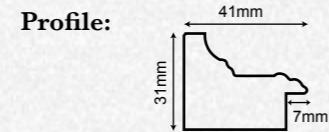
Chrome



FARRADAY

Sizes: Up to 40x30 inches

Material: Wood - lacquered finish



Colours:



Gold Leaf



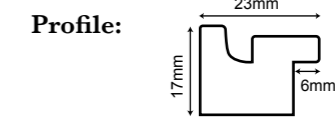
Silver Leaf



SANDERSON

Sizes: Up to A2

Material: Wood



Colours:



Charcoal & Silver



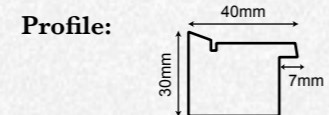
White & Silver




MORGAN

Sizes: Up to 40x30 inches

Material: Wood - high shine gloss finish



Colours:



White with Silver edge



Black with Silver edge



Red with Silver edge



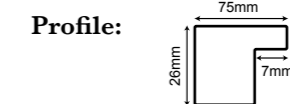
Matte Silver with Silver edge



SIMPSON

Sizes: Up to 20x16 inches

Material: Plastic - brushed satin finish



Colours:



Copper



Gold



Silver

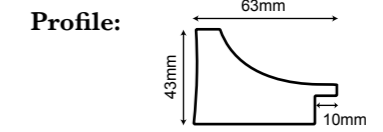
All colours have matte black edges



THEODORE

Sizes: Up to 40x30 inches

Material: Plastic - high shine gloss finish



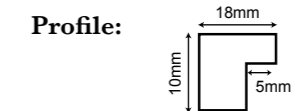
Colours:



WINFORD

Sizes: Up to A2

Material: Wood - lacquered finish



Colours:





COLOURED RANGE

A unique way to brighten up any blank canvas

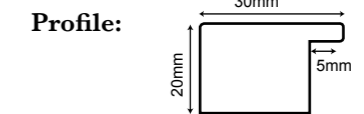
Our vibrant and exciting array of coloured frames offer a unique way to brighten up any blank canvas. Choose from bright and vivacious or softer pastel colours to create an eye-catching display.




CANDY

Sizes: Up to 30x20 inches

Material: Plastic - high shine gloss finish



Colours:

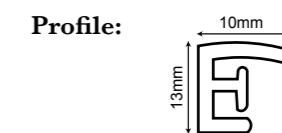


CRANBROOK

Sizes: 15x10 cm, 18x13 cm, 20x15 cm, 24x18 cm, 30x20 cm, A4 (29.7x21 cm), 35x28 cm, 40x30 cm, 45x30 cm, 50x40 cm

Material: Plastic

Note: Only available in standard sizes listed above



Colours:

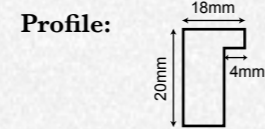





DAHLIA

Sizes: Up to 30x20 inches

Material: Wood - lacquered finish



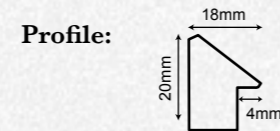
Colours:



HAWTHORN

Sizes: Up to 20x16 inches

Material: Wood - open wood grain finish



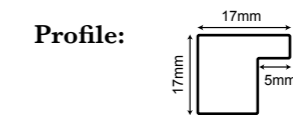
Colours:




JELLYBEAN

Sizes: Up to 30x20 inches

Material: Wood - lacquered finish



Colours:

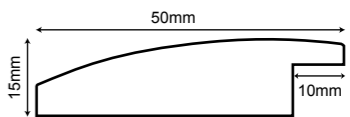




LINCOLN

Sizes: Up to 36x24 inches

Material: Foil wrapped MDF

Profile: 

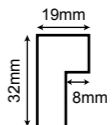
Colour: 
Multi License Plate




UPTON

Sizes: Up to 40x30 inches

Material: Wood - gloss lacquered finish

Profile: 

Colours:



All colours have a rustic grain finish





BOX FRAMES

Primarily designed to house 3D items

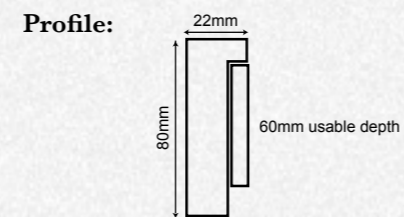
Our box frames offer a unique way to display memorabilia, sports shirts and photographs. They are primarily designed to house 3D items, although can also be an effective way to show off a standard photograph, and with a selection of backing board colours available, are guaranteed to compliment.



HEMSWORTH

Sizes: Up to 40x30 inches (60mm usable depth)

Material: Wood - open wood grain finish



Colours:

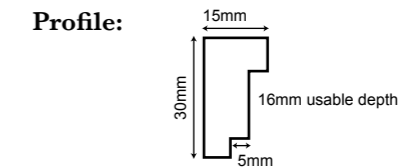
Available with a choice of backing card colours
Mount optional

MARSDEN

Sizes: Up to 20x16 inches (16mm usable depth)

Material: Wood - matte finish

Note: Set sizes only



Colours:

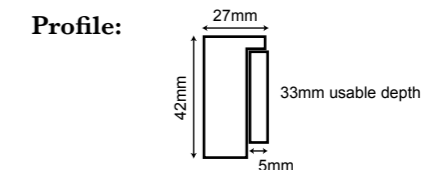
Available with a choice of backing card colours
Mount required



RADCLIFFE

Sizes: Up to 30x20 inches (33mm usable depth)

Material: Wood - matte finish



Colours:

Available with a choice of backing card colours
Mount optional



TRADITIONAL RANGE

Styles and colours that capture the theme of traditional perfectly

Our selection of traditional frames, though small, is one of our most popular. Offering a small choice of styles and colours that capture the theme of traditional perfectly, this range is designed with an emphasis on the understated yet remaining grand in its own right.




ANGLESEY

Sizes: Up to 36x24 inches

Material: Wood - satin finish



Colours:



Burnt Copper

Gold

Antique Black

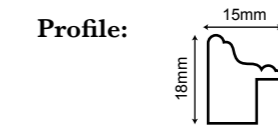
Champagne Silver



BEATRICE

Sizes: Up to 20x16 inches

Material: Wood



Colours:



Gold

Green

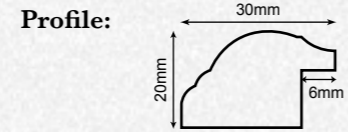
Silver



ELDRIDGE

Sizes: Up to 30x20 inches

Material: Plastic - satin finish




Colours:



Gold



Champagne
Silver



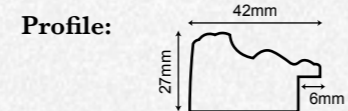
Mahogany
with Gold
inlay



EMSON

Sizes: Up to 30x20 inches

Material: Plastic



Colour:



Black with
Gold inlay



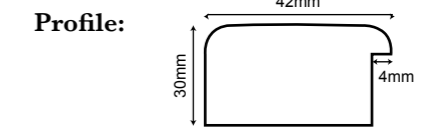
Buttercream
with Gold
inlay



WALLACE

Sizes: Up to 36x24 inches

Material: Wood - natural wood finish



Colours:



Natural Pine



MOUNTS

Our mounts are made from a high quality 1.4mm acid-free white-core board, and are available in a variety of colour choices to suit and frame and image combination.

In addition to single mounts, we also offer the option for multi-aperture mounts in different shapes, sizes and orientations to create a unique and effective photo collage.

Specifications:

Bevel cut at 45-degree angle

Mounts cut 4mm smaller than aperture size for overlap

Colours:

Available in white, black, ivory, off-white, charcoal grey, oxford blue, pale blue, pale pink, pillar-box red, lemon bon bon, plum and bottle green

Styles:

Standard, V-Groove, Multi-Aperture (For housing more than one image per frame)

Mounts, Backs & Bags:

A pack of mounts, mount backs and clear cellophane bags for display

Mount backs are cut in white mount card

Mount Board:

Available to purchase as uncut mount board in large sheets





MIRRORS

Almost all of our frame styles are available to be fitted with either a standard or bevelled mirrored glass option.

Mirrors are available in the following sizes:

- | | |
|--------------|--------------|
| 10x8 inches | 20x16 inches |
| 12x10 inches | 24x20 inches |
| 14x11 inches | 30x20 inches |
| 16x12 inches | 36x24 inches |

Please note that not all sizes are available in every frame range as some mouldings will not be suitable for the larger sizes. Please contact us directly for further information.



FRAMED ART PRINTS

Recently introduced to our collection is an immense range of art prints in a variety of styles and themes – Abstract, Parisian and Art Deco are just a few of the inspiring styles we have available. Understanding that the concept of art is not a simple one, we have built our collection to accommodate the broader spectrum of society.

If you would like further information on our selection of prints, please do contact us directly and we can arrange for a copy of our art print catalogue to be sent to you.






 **FRAME
COMPANY**

Frame Company
Unit A3
Larkfield Trading Estate
New Hythe Lane
Aylesford
Kent, ME20 6SW

T 0800 169 4144

W www.frame-company.co.uk

E workshop@frame-company.co.uk



Here at Frame Company we strive to be the best. We are situated in the heart of Kent and are dedicated to making fine quality products, at affordable prices. We firmly believe that customer satisfaction is of paramount importance and we will always endeavour to provide the best service humanly possible in order to achieve this.

T 0800 169 4144

W www.frame-company.co.uk

E workshop@frame-company.co.uk

