



The Monarch

Coastal Prairie Quilt Guild Of Texas

Volume 8, Issue 11

PRESIDENT'S LETTER: Barbara Wall

Meetings:

July 6th - 1:30pm Business
July 6th - Night 6:45pm
July 21st—Day 10am
3900 Lexington Blvd,
Missouri City, TX 77459

Contacts:

president@cpqgtx.org
editor@cpqgtx.org
pres-elect@cpqgtx.org
webmaster@cpqgtx.org
membership@cpqgtx.org
workshops@cpqgtx.org

Inside this issue:

Board Member Candidates Bios	2
Quilt Show, Comm Serv., QOV	3
Bees	4
Workshops, Programs Retreat	5
Birthday, Library, Treasurer, Rep	6
Advertisements	7-9
How To, Board/General Mtg minutes	10-16

Recently, we went to a "family day" at the company my youngest son works for in California. Yes, we flew all the way out there for a corporate picnic, *but* this one wasn't about BBQ and three legged races. In fact, we had to pass a government security check to attend! You see, Patrick works for the guys who built and now maintain the B2 "Stealth" Bomber fleet for the Air Force, and yep, we got up close and personal with one, as well as a few other tricks in the US defense arsenal. All declassified stuff—at least what they let us near!

I'd seen the bomber do flyovers at football games and in videos, but nothing prepared me for the awe I felt when we were nose to nose with one. It wasn't just the massive wingspan or ominous appearance that gave me chills, rather it was the kick a** American spirit it represented. That's intentional. Every plane in the fleet has "Spirit" as part of its name. (Of course, there is a "Spirit of Texas"!)

We hear a lot these days about how there's nothing special about America, and that we're just like everybody else. Wrong. From the beginning, we've been unique. We've never been ruled by a dictator or monarchy, and have always striven to be a nation "by the people and for the people". We haven't always gotten it right, but have tried harder than any nation on earth to make amends for our mistakes. We're usually the first in and last out whenever anyone else in the world needs help—even those who don't call us friends.

2016/2017 Membership Dues

The new membership renewal forms will be available online by May 4. You may also pick one up at the evening Guild meeting. As a reminder Membership Dues are due by August 31 and late September 1, 2016. However, there is a more important reason to pay early. Quilt show entry forms are due by July 21 with quilts turned in by August 18. Entries will not be accepted if the membership dues have not also been paid. So please make it a goal to have paid your dues when you enter your quilts.

CANDIDATES FOR GUILD BOARD POSITIONS 2016 / 2017:

Helen Wilems – Candidate for President

I moved to Katy about 4 years ago from North Texas. Within two weeks of moving to Sugar Land, I found the Coastal Prairie Quilt Guild and a home. Although, I am still a member of two guilds, CPQG has become my primary focus. I have joined a small bee and love doing community service quilts and working on Quilts of Valor. While a member of the quilt guilds in Frisco and Plano, I served as Nine-Patch Chairperson, Treasurer, VP of Membership, President and Co-Chair Person of the biennial quilt show of Plano. On a personal note, I am a widow with 5 children, 10 grandchildren and 3 wonderful daughters-in-law.

Lisa Patterson – Candidate for VP Programs

Lisa has been sewing and crafting since she was a child. She started quilting passionately in 1993. If it has to do with quilting, she's both done it, and loves it! Her "style" is everything! She has made quilts using a whole gamut of techniques ... including traditional piecing, applique (both machine and hand), paper piecing, art quilting, etc. If it has to do with quilting, she has probably both made it and taught it! A few years ago she started long arming and enjoys the creativity that goes along with finishing quilts on the long arm. She is extremely excited to serve the guild as the program chair next year, and has a great variety of speakers/techniques that we will have the pleasure to participate in.

Judy Wolter – Candidate for VP Membership

I started quilting in 2003, when I lived in Kentucky. We moved to Texas in 2006. In 2013, we again moved, this time to Richmond, and I joined the Coastal Prairie Quilt Guild in September of that year. I also joined the Pecan Grove Quilters Bee and this year, the Electric Quilt Bee. For the past year I served as the Community Service Chairperson. I've volunteered to run for VP of Membership this coming year because I know that serving the quilt guild allows me to meet many talented wonderful people.

Debbie Garner – Candidate for Workshop Chair

I have been sewing since I was 12 years old in 4-H. This interest carried into my education and career choices. I am a graduate of the University of Arkansas where I majored in fashion merchandising and served as the student body president for the college of Agriculture and Home Economics. I began my professional career in the executive training program with Dillard's department store. I have been a quilter for 15 years. We moved to Houston 8 years ago from Shreveport, LA when my husband was transferred to Houston. While in Louisiana, I owned my own full service quilt shop, "Material Girl". I continue to quilt for my own pleasure and for the public.

Pauline Manes – Candidate for Treasurer

I joined Coastal Prairie Quilt Guild in December of 2011 when I was invited to attend a Christmas party. Soon thereafter I became Hospitality committee chair under Sally Staner's presidency. Later I became the webmaster and maintain that position to date. I began sewing in my youth under the tutelage of my grandmother who was a tailor. I had been sewing for many years making my own clothing and clothes for my daughter. Through the guidance of a fellow bridge player, I made a patchwork jacket, never realizing that I had begun quilting. Once my sewing turned the corner from clothing to quilting, I cannot seem to find enough time to spend doing what I enjoy. My background to present for the position of Treasurer is extensive in the business and bookkeeping fields, as well as serving as Treasurer of the Fayetteville Chamber of Commerce for a period of 2 years. I am extremely familiar with the program currently utilized for the guild and look forward to continuing to support the guild and working with the wonderful people I have met through my guild participation.

Kay Paul – Candidate for Workshop Chair Elect

I lived in Houston for a long time and moved to Sugar Land in 1991. I am a graduate of the University of Houston and spent many years teaching math and English, primarily in 8th grade. I can't remember when I started quilting. I just wish I had started sooner. I currently teach quilting classes at JoAnn's in Sugar Land. I love being in the guild and participating in the charity events, especially Quilts of Valor. I look forward to serving the guild in this board position.

Carolyn Shelton – Candidate for Representative-at-Large

I'm a native Houstonian and joined the guild two months ago. I retired from corporate America in November 2015 and have been looking for ways to fill my time. The Coastal Prairie Quilt Guild looked like a good place to start. I signed up for my first quilt class at Quilters Emporium in 2008. It took me 4 years before I ever finished it. I started clothes sewing (self-taught) when I was 18. Being around other quilters has been fun and educational. Quilting retreats have given me the opportunity to make new friends and learn from all the talented quilters. I'm on my fifth quilt but hope to make many more. I've met so many of you and enjoyed the recent shop hop, and I look forward to getting to know more of you and helping the guild in any way I can.

Diane Aleman – Candidate for Editor

I have been quilting since 1995, when I took a class from two ladies at Joanne's. My first quilt was a log cabin and we tore the fabric strips. What a mess of strings. It was so much fun and I discovered I had a flair for choosing colors. And so it began. I

Quilt Show News By Barb Wall and Allison Etzler

Quilt Show News by Barb Wall

Hope you're all putting the final touches on your show quilts, cause July 21 is the deadline to turn in your entry forms. (Quilt turn in will be Aug. 18, at the daytime meeting.) The form, along with the Category List and the Rules & Regulations, are available on the guild website under "2016 Quilt Show".

This year, we have the same nationally certified judges we had for the 2014 show, Judy Taylor and Karen Blocher. Here's a little bit about both of these very qualified ladies:

- Judy is certified by the National Quilting Association (NQA) and the National Association of Certified Quilt Judges (NACQJ), and has judged more than 7,500 quilts on a local, regional and national level. She has met the requirements to judge Masterpiece Quilts, and is also a quilt judge instructor.

She strongly believes in judging fairly across all types of categories, and prides herself on always providing constructive, meaningful and supportive judging comments.

Scottsdale, Arizona is home for Judy, her husband and their Scottish Terrier.


- Karen is a NQA certified quilt judge and has judged over 10,000 quilts locally, regionally and nationally, since 2000. She's also a member of NACQJ, and is qualified to judge Masterpiece Quilts.

Karen has won many quilting awards and her designs have been featured in numerous books and magazines.

A graduate of Indiana University, Karen and her husband now live in Bloomington, Indiana. They have 3 grown sons and 5 grandchildren, with another on the way.

If you're interested in observing the judging process, volunteer as a scribe or quilt runner, on judging days. Only those who are actually working can be present, during that time.

The next meeting of the full show committee will be Saturday, July 16, 10:00 am-12 noon at the University Branch Library.



Community Service By Judy Wolter

Even though it's summer, our donations still increase! We're up to 153 blankets*, 41 pillowcases, 17 pillows, and 149 quilts so far this year.

*(I previously reported 187 blankets, and now realize I had fat fingers when I was typing or just got excited, the total was really 87!)

I'm also pleased to announce that Sakeenah Mubashshir has volunteered to become the 2016-2017 Community Service Chairperson. She continues to surprise me by the amount of sewing she gets accomplished every month for charity. Please thank her for taking on this wonderful job, and continue to support her with your donations of quilts, tops, and binding for Community Service.

REMINDER

We still need more UPC's!!

Please remember to clip the UPCs from bags of Hobbs batting that you purchase, or just bring the bag and I'll clip it! Every UPC that's donated saves the guild money.

Quilts of Valor By Barbara Baxter

Our next sew-in is scheduled for July 23 rd.

Many thanks to following for their donation to QOV:

Carole DeGruy

Barbara Hill

Esther Mirti

Elizabeth Barrow

Veronica Snowden



:: quilt of valor ::

Bees!!! By Rebecca Trevino

News from the Hive ... Quilt Bees ... Quilt Bees are fun and friendly!! Our Bee Keeper, Rebecca Trevino, would love to hear from you if you are an aspiring Queen Bee and would like to start a new bee. Call Rebecca with the details and it will be included in the monthly schedule. Please consult the calendar below for bee days & times for June. **For the RSVP bees (in green), all you need to do is contact the queen bee and let her know you would like to come on a particular date.** If you need additional information or want to chat, please contact Rebecca either by phone (H) 832-363-3951 © 832-859-3697 or e-mail: rmt739@gmail.com



BEES at a glance (Queen Bee & contact listed): **Green = RSVP Bees** **Blue = Sign Up Bees**

Monday	Tuesday	Wednesday	Thursday	Friday	Saturday
				1	2
4	5	6 Beginners (11-3) Liz Narcisse Beulah.narcisse@gmail.com	7	8	9
11	12	13 Beginners (11-3) Liz Narcisse Beulah.narcisse@gmail.com	14 UFO Bee (1:00 pm) Rebecca T. Rmt739@gmail.com	15 Social Bee (6:30) Pattie Fox "Foxy Quilters" pafox7@gmail.com	16
18	19	20 Beginners (11-3) Liz Narcisse Beulah.narcisse@gmail.com	21 Guild Meeting	22	23
25 Social/Hand Piecing (10am) Carol Bell jcbell9@att.net	26	27 Beginners (11-3) Liz Narcisse Beulah.narcisse@gmail.com	28 UFO Bee (1:00 pm) Rebecca T. Rmt739@gmail.com	29	30



Workshops By Martha Baldwin And Debbie Garner

On **July 21st**, Nancy Mahoney will be here to teach a workshop on Batik Magic. Nancy is an author, teacher and fabric designer and has been quilting for over 25 years. She has also created over 100 quilt patterns for a number of fabric manufacturers. She has taught at the International Quilt Festival in Houston.

Date: Thursday, July 21st.

Cost: \$35.00

To be held at the FMUC in Missouri City from 1:00 p.m. until 4:00 p.m.

A supply list will be posted on the Coastal Prairie website.



On September 15th Felice Regina of Sew Scatterbrain, will be teaching the workshop, Shield-maiden. In this workshop, learn how to embrace curved piecing to create the flowering snowball block. Felice will discuss fabric selection for this fat quarter-friendly quilt, demo different cutting techniques, and share her favorite tricks for curved piecing.



Programs By Katherine Onstott

July 6 night meeting speaker is Jamie Mueller. She is doing a Sunflower quilt trunk show. She is with the company Sunflower quilts.

July 21 day meeting speaker is Nancy Mahoney. She will be giving a Scrap quilt trunk show and lecture followed by a workshop.

Retreat By Sally Staner

CPQG Fall Retreat - new venue!!

Date: Sept 26-29, 2016 (Mon - Thur) Check-in and checkout is 2 pm. However, we may be able to come earlier depending on availability.

Place: Magnolia Manor Retreat in Waller, TX

Cost: \$270 per person

Meals: dinner on Mon; continental breakfast, lunch and dinner on Tues and Wed; brunch on Thurs, Coffee, tea, bottled water, and ice available. Refrigerator and microwave also available.

Accommodations: 4 to a room with private bath, sleep upstairs (elevator available)

You can check out the retreat center at www.magnoliamanorretreat.com

Space is limited to 24 retreaters. To reserve your spot you need to send me a check with the full payment (non-refundable).

My address: Sally Staner, 703 Montclair Blvd, Sugar Land, TX 77478

If you have questions you can call me: 703-870-9793 or email sjstaner@gmail.com

School Supply Drive

FUMCMC will be sponsoring a school supply drive for three schools that they support. The Methodist Day School (Located in the church building), The Williams School (housed upstairs that supports children ages 5-18 that have not done well in the public school setting), and Armstrong Elementary School (A FBISD low income school behind Walgreens across the street.)

Our quilt guild is asked to consider picking up school supplies in the next few weeks and bring them to the August meetings. Any and all school supplies are needed. Please leave the items on the table by the MDS entrance or in Fellowship Hall to be picked up.

The Church thanks us for our continued support of their various projects.

Library By Linda Towle

Celtic Pieced Illusions by Karen Combs has 14 very complicated looking quilt patterns. When broken down, however, they are all made with 9 patch blocks, connector blocks, and squares. The quilts are truly stunning. Borrow this book and put your own spin on one of these quilts! As a bonus, there are some photos from Ireland at the beginning of the chapters. If you would like to borrow this book, or any other book from our library, e-mail me at lktowle@pobox.com and I will bring it to a meeting for you. Check out our library at www.librarything.com/catalog/cpqgoftx.

Treasurer's Report By Pauline Manes

June Financials
 Income—\$4,935.00
 Expenses- \$1,400.00
 Balance—\$36,373.84

Representative - at - Large By Barbara Young

If you spray baste you quilts, try this homemade version, it is easy and inexpensive.

Homemade Quilt Basting Spray

Kim Jamieson-Hirst of Chatterbox Quilts shows you how to make your own quilt basting spray to use when basting your quilt sandwiches. No more pinning! youtube.com



Gail's Quilts

Professional Long Arm Quilting Service
Custom Quilts Designed for you
Gammill Long Arm Lessons and Rental

Gail Hall

757-613-9613
gailsquilts@yahoo.com
http://www.gailsquilts.net



QUILTING YOUR QUILTS

"Professional Quality For A
Timeless Treasure"

SANDI PEDERSEN
7107 PEMBROUGH LANE
KATY, TX 77494-7013
PHONE: 281-948-5548
FAX: 1-866-899-6574

Email: sandiped@aol.com
Website: www.quiltingyourquilts.com

Gammill with a Statler



My Quilting Fairy
Longarm Quilting Services.
* All over & Custom
* Quick turn around!

Lisa Patterson
mardanmom@gmail.com
281-904-0925

26707 Eagle Park Lane
Katy, Tx

PATRICIA LOPES
12422 BENT PINE DRIVE
CYPRESS, TEXAS 77429
713-203-6259
BY APPOINTMENT

PROFESSIONAL LONGARM
QUILTING SERVICES
T-SHIRT QUILTS ~ MEMORY QUILTS
SUPPLIER OF SUPERIOR THREADS
& GADGET GIRL RULERS

AUTHORIZED NOLTING DEALER & HOBBS DISTRIBUTOR

TRISH@CELTICQUILTER.COM WWW.CELTICQUILTER.COM

*donna's
Lavender
Nest*

Machine Quilting by donna
979-618-1965
lavenderrose1965@gmail.com
www.donnaslavendernest.com

OVER THE WALL

Quilts & Quilting

by Barb Wall

bmwmom@aol.com

281-491-5144

T-shirt & Memory Quilts

Longarm Quilting-Computer & Hand Guided
Machine Embroidery

KIMBERLY'S JUNK
IN THE TRUNK

Antique Sewing Machines and
Unique Home Decor

*We sell and service antique sewing
machines. One of the largest selections of
antique sewing machines for sale in Texas!*

WWW.JUNKANDTRUNKS.COM

281-253-9785

5722 3rd Street
Katy, TX 77493



QUILTERS COTTAGE

920 FM 359 - Richmond, TX 77406 - 281-633-9331

Webpage: www.quilterscottagefabrics.com

Shop Hours: Monday – Saturday 10am – 5pm / Sunday noon – 4pm

Owners: Linda Caraway & Cyn Wilde

Email: quilts@quilterscottagefabrics.com



Fabric / Pre-Cuts

Kits / Notions

Books / Patterns

See Webpage for
Class Info, Calendar
& Events

Block of the Month

Long Arm Quilting Service

Innova Quilting System w/ Navigator System

Quick Turnaround / We do bindings!

- Girls Night Out
- Open Sew Sundays
- Demo Day
- Strip Club
- Bolt of the Day

Sign up on Webpage to receive Weekly Newsletter


Check out and LIKE our Facebook Page – www.facebook.com/QuiltersCottageTX

10% discount to Guild Members – must show membership ID

McDOUGAL SEWING CENTER

www.mcdougals.com

20141 Park Row
Katy, Texas 77449
281-347-0453



- SALES • PARTS
- REPAIRS • LESSONS



LyNETTEworking

- quality machine quilting
- creative designs
- guide classes
- private lessons
- certified Square in a Square instructor



Auian LyNETTE Ward
MISSOURI CITY, TX

(281)778-8863
auianw@yahoo.com



How to make a quilt sleeve

These directions were produced by **Susan Brubaker Knapp**. They are free, and may be copied and distributed. E-MAIL: susan@bluemoonriver.com

■ WEB SITE: www.bluemoonriver.com ■ BLOG: www.bluemoonriver.blogspot.com

Nearly all quilt shows require a 4" hanging sleeve for quilts exhibited. This 4" size accommodates most hanging rods or slats used at shows.

Here are some basic directions.

1 Measure the top edge of your quilt, where the sleeve will go, about $\frac{1}{2}$ " from the top. In this example, the quilt measures 13". **See photo A.**

2 Cut a strip that is 9" wide and the width of your quilt plus 1" (for the quilt shown here, this is a rectangle 9" x 14").

3 Fold in the short ends $\frac{1}{2}$ " and press. Fold in again $\frac{1}{2}$ " and press. This eliminates the raw edge. **See photo B.**


4 Sew a seam along these short ends. **See photo C.**

5 Fold the strip in half with the wrong sides together, and press.

NOTE: By using this method, you do not have to turn the tube inside out after you sew it together. If you have a wide quilt, and a long sleeve tube, it can be difficult to turn it right side out. This way, the seam is hidden between the sleeve and the quilt backing.

6 Stitch a $\frac{1}{2}$ " seam along the long edge. **See photo D.**

(Continued)





7 Press the seam open, center it, and press. **See photo E.**

8 Along one of the long edges, fold down and press about $\frac{1}{4}$ ". **See photo F.** This allows for a little slack so the quilt will hang better on a rod or slat. Without this slack on the back, you may have a bulge on the front of the quilt where the hanging rod goes through. You can see this slack more clearly on the side view (**photo G**).

9 Pin the sleeve to the back of the quilt, about $\frac{1}{2}$ " from the top. **See photo G.** Take care to place the sleeve low enough that it will not show from the front once the rod is inside and the weight of the quilt pulls the sleeve up toward the top of the quilt. This is even more of an issue if the quilt is uneven at the top, such as the example shown here.

10 Hand-stitch the sleeve to the quilt. **See photo H.** Go around all four edges, even the short sides. Your stitches should only go through the backing and the batting. You should not see them on the front of the quilt.



Coastal Prairie Quilt Guild
Minutes of the May 3, 2016 Board Meeting
(approved at the June 7, 2016 board meeting)

The meeting was called to order by Barbara Wall, President, at 1:30 p.m. at the Keegan's Woods Community Building.

Board members in attendance: Barbara Wall, Helen Wilems, Barbara Elliott, Katherine Onstott, Martha Baldwin, Pauline Manes, Susie Doe, Lisa Patterson and Jennifer Pazicni. A quorum was present. Committee members in attendance: Julie Dayton, Judy Wolter, Carol Ann Barley and Sally Staner.

The Minutes of the April 5, 2016 Board Meeting were approved as presented.

The Treasurer's Report for April (reporting through May 1, 2016) was approved with one correction to be made; Retreat Income is to be categorized to reflect \$3475 for Fall Retreat and \$3300 for Spring Retreat.

OLD BUSINESS

Board Elections/Nominating Committee -- The Nominating Committee was duly elected at the general meeting on April 19th. Susie Doe will serve as board representative; the other members of the committee are Diane Aleman, Rita Evans, Kay Paul, and Rebecca Trevino. Barbara Wall indicated that she had approached Rebecca about being the committee chair, but has not yet received a response.

Shop Hop – Barbara Wall reported for Sandi Pedersen that the contract with the bus company has been signed. Currently we expect to use a 35-passenger bus. At the \$35 shop fee 33 participants are needed to break even. In order to contract for a 50-seater bus we would need a minimum of 38 participants. It was recommended that once 35 participants sign up, there will be a waitlist implemented and if we get 4 additional registrants we will upgrade to a larger bus.

New Member Welcome – The New Member Welcome scheduled for April 13th was cancelled due to lack of interest. It will be left to the new board to decide whether to schedule another such orientation session.

NEW BUSINESS

Retreats –

It was reported by Barb Wall that participants at the Spring Retreat at the Jordan Ranch had a wonderful time. A new chef on staff there did an excellent job and all participants enjoyed their stay and their quilting experience.

Sally Staner reported that a deposit has been placed with Magnolia Manor for the Fall Retreat to be held on September 26th-29th. The cost will be \$270 for the retreat beginning at 2 pm on Monday and ending at 2 pm on Thursday. If no one else is booked in before us, we may arrange to arrive earlier on the Monday. The cost will also cover three meals per day on Tuesday & Wednesday, with dinner on Monday, and breakfast and lunch on Thursday. The retreat center requires a minimum of 12 participants and can hold a maximum of 24. A notice will be sent out in the June newsletter announcing the beginning a registration which will be on a first check, first serve basis. Sally also reported that she has scheduled our Spring Retreat 2017 with Jordan Ranch.

Quilt Festival Guild Quilt Showcase -- A member brought it to the attention of the board that the IQA Quilt Festival has an exhibit entitled Texas Quilt Guild Showcase. Anyone who belongs to a quilt guild and has won a ribbon for a traditional quilt at that guild's quilt show may submit an entry application for this special exhibit; the entry deadline is July 1st through the IQA website.

This exhibit will be announced at the next general meetings and an article will be placed in the newsletter.

BOARD REPORTS

President-Elect – Helen Wilems

There are no donation quilts from other guilds scheduled to be shown at the May meetings. Helen announced that Barb has chosen her President's block, a 6" split nine-patch block using red, white, blue and gold fabrics.

Membership – Barbara Elliott

Since the last board meeting there have been no new or returning members. Barbara and Pauline have been working on revising the membership application form for 2016-17. The recommended shortening of the form to eliminate the questions about interests was agreeable to the board. Membership renewals for 2016-17 will begin at the next meeting; renewals should be in by September 1st.

Programs – Katherine Onstott

May's night meeting will consist of a member Schoolhouse with 6-7 stations. Everyone can choose up to 3-4 stations during the 3-4 rotations. There will also be a Swap Table for those wishing to bring items to exchange. The day meeting on May 19 will feature Jan Matthews discussing "Paper Piecing".

Workshop Chairman – Martha Baldwin

The workshop this month is a \$35 class on paper piecing taught by Jan Matthews, a certified Judy Niemeyer instructor. At this time 6 members have signed up for the workshop.

Treasurer – Pauline Manes Nothing to report.

Secretary – Susie Doe

Susie mentioned that she would be unavailable to take minutes at the scheduled July board meeting as she will be on vacation. Many other members of the board realized that they would also be unavailable. As a quorum would be unrealizable on July 5th, the board voted to reschedule the board meeting for June 28th at the Keegan's Wood Community Center.

Representative-at-Large – Barbara Young

The proposed changes to the Bylaws will be voted on at the May general meeting.

Editor/Advertising – Jennifer Pazicni Nothing to report.

Program Chair-Elect – Lisa Patterson

Lisa reported that she has not yet received all of the speaker contracts for the 2016-17 year. Lisa asked whether we should cancel or postpone a booking with Nannette Holmburg for the August 2017 night meeting as she has been unable to find another organization to partner with to mitigate the high workshop fee. The board agreed that we should cancel this engagement. Lisa will attempt to secure another board-approved speaker for this date.

Workshop Chair-Elect – Debbie Garner (absent) No Report.

QUILT SHOW

Julie Dayton reported that Allison Etzler, Vendor Coordinator, has filled 42 available booths with 33 vendors. The On-Line Auction will be featured in the Show Program; a few pages will include a thumbnail of each quilt, a short description, and a link to the auction site. Julie reported that it was important for the guild to promote the show well to attract lots of attendees. Several expenses have gone up since the last show, including insurance coverage, pipe and drape, electricity. For the 2018 show

the rental cost at the Stafford Center is expected to increase, so the next show committee may need to consider a change of venue. The next full Quilt Show Committee Meeting will be held at the Sugar Land UH Library on Tuesday, May 17th at 6:30 pm.

COMMITTEE REPORTS

Activities – Open Position No Report.

Bee Keeper – Rebecca Trevino (absent) No Report.

Community Service Report – Judy Wolter

Judy reported that she will not be at the next night meeting as she has volunteered to take the Donation Quilt to the Woodlands Quilt Guild on that date.

Donation Quilt 2016 – Kay Paul (absent) No Report.

Donation Quilt 2017 – Lisa Patterson/Debbie Garner Nothing to Report.

Hospitality – Carol Ann Barley

Carol Ann reported no problems with hospitality.

Librarian - Linda Towle (absent) No Report.

Quilts of Valor -- Barbara Baxter (absent)

Barbara Wall reported that the next Quilts of Valor Sew-In will be held on May 21st.

Parliamentarian – Barbara Young Nothing to Report.

Retreats – Sally Staner

See report under New Business above.

Show and Share - Carol Kettlewell (absent) No Report.

Shop Hop – Sandi Pedersen (absent)

See report under Old Business above.

Web Administrator – Pauline Manes

Pauline reminded everyone to be sure and let her know if anything with the website is not working; she can only fix what she knows about.

There being no other business to come before the board the meeting was adjourned at 2:44 pm.

Respectfully submitted,
Susie Doe, Secretary
Coastal Prairie Quilt Guild

OFFICERS AND COMMITTEES CHAIRS

President: Barbara Wall

President Elect: Helen Wilems

Vice President Programs: Katherine Onstott

Program Chairman Elect: Lisa Patterson

Vice President Membership: Barbara Elliott

Secretary: Susie Doe

Treasurer: Pauline Manes

Workshop Chairman: Martha Baldwin

Workshop Chairman Elect: Debbie Garner

Representative at Large: Barbara Young

Editor/Advertising: Jennifer Pazicni

IMPORTANT EMAIL ADDRESSES

president@cpqgtx.org

editor@cpqgtx.org

pres-elect@cpqgtx.org

webmaster@cpqgtx.org

membership@cpqgtx.org

workshops@cpqgtx.org

Activities: Diane Aleman

Advertising/Sponsors: Barbara Wall

Bee Coordinator: Kay Paul

Community Service: Judy Wolter

Bo's Place: Katherine Onstott

Cinderella/Cinderella: Martha Baldwin

Project Linus: Elizabeth Barrow

Quilts for Kids: Barbara Young

Quilts of Valor: Barbara Baxter

Donation Quilt: Cheryl Jacobs

Fall Bazaar: Linda Payonk and Sally Staner

Guild Guide: Rita Evans

Hospitality: Carol Ann Barley

Librarian: Linda Towle

Online Auction: Lisa Patterson

Parliamentarian: Barbara Young

Quilt Show: Committee Members

Retreat: Sally Stanner

Show & Share: Carol Kettlewell

The Monarch is published monthly by the Coastal Prairie Quilt Guild of Texas. It is distributed, via e-mail, free to members. We are always looking for news items, articles, and suggestions. Inclusion subject to space availability. Articles *must* be received by the Monday following the Thursday morning meeting for inclusion in the next month's newsletter. Send articles to editor@cpqgtx.org.

If you do not have e-mail capability, legibly written information will be accepted by the deadline.

According to the CPQG By-laws, if you need a printed copy of the newsletter, please notify the editor.

A fee applies to all printed copies of **The Monarch**.