



The Monarch

Coastal Prairie Quilt Guild Of Texas

July 2017

Volume 9, Issue 11

PRESIDENT'S LETTER: Helen Wilems

Meetings:

July 5 3 pm -Board

Meeting

July 5— Evening

Meeting 6:45-8:30p

July 20— Day/Business

Meetings held

First United Methodist

39 00 Lexington Blvd,

Missouri City, TX

Inside this issue:

President's letter 1-2

Programs , Commu- 3-4
nity, Service

Quilts of Valor 5

Quilt Show 6

Activities, Bees 7-

Birthdays, Board 13

Candidates -16

Minutes 17-
18

From Me To You

By the time you receive this newsletter, it will officially be summer. Now I know that it has been "summer" for several weeks, but indulge me. What are your favorite memories of summer? Did you go to camp each summer or stay at home? Was there always a family vacation? Was there time spend with grandparents or your favorite aunt and uncle? None of the above or all of the above. Memories of summer for me included none of the above, but I do have some fond memories. As a child, my family lived on the street named for my father's family and occupied by each of my uncles and their families. Each summer evening, there was a gathering of various members in my grandparents' backyard (they lived at the head of the street). The kids would play, catch fireflies and generally enjoy being with each other. There were about 6 to 12 children at any one time. The adults would sit around and talk and I assume have some liquid adult refreshments. Looking back now, that was a fun time and wonderful friendships were formed among the various families. We were all so innocent and naïve, but it was good.

Summers were also the time when I was taught to crochet by my grandmother. Grandma Taft was so patient and I loved being with her. Both my grandmothers crocheted, none knitted and some sewing was done. My mother made crocheted doilies, some of which I have to this day. My love for quilting began when I met my husband's grandmother. She was a seamstress in the small town of Yorktown, Texas and I promise you not a scrap of fabric was wasted! I asked her how to quilt one time and I was handed a cardboard square which measured 2 1/2". Cut out squares and sew them together were the instructions I was given. Well, many years later after my children were grown and I had time I took some classes and discovered the real quilting world.

President's Letter Continued

A note of importance---we need a president-elect for the upcoming year. This is a very important position and needs to be filled. If you are interested, please contact the nominating committee or any board members. And yes, being president is busy, but there are so many perks, it is well worth it.

Helen


A REMINDER TO ALL MEMBERS

According to the standing rules of CPQGTK, Rule 3, no personal businesses will be promoted or solicited at any guild activity. The standing rule is printed below. Please be aware of this rule.

3. Advertising

a. The Guild provides members and non-members the opportunity to advertise in the newsletter and on our website. Promotion of personal businesses or solicitation of donations for outside charitable causes (other than scheduled donation from other guilds) is not permitted at any guild activity or through electronic means. Professional quilters may participate in "Show & Share" as members and shall use this time to advertise.





Programs By Lisa Patterson

Evening: For our July Evening Program we will be learning about all the different charities our guild supports. Our members are VERY generous in their support to our charities, and many are not quite sure where their hard work goes to, and how it impacts people in the Houston area. Come out Wednesday evening and you won't be disappointed, and will gain a greater understanding and appreciation for how we can serve in many different ways! We will learn from both the people within our guild that coordinate donations as well as some of the actual charity representatives. Plan on coming for a fun and informative evening ... and Sakeenah has promised refreshments! (Quilters LOVE refreshments!!!)

Day: For our Day program in July, we will have a "Christmas in July" event! Like our Christmas parties in December, we will hold a **POT LUCK in the FELLOWSHIP HALL** (the room we have our evening meetings in). Bring a dish to share - it can be your favorite "Christmas" dish, or a "summer" dish. We're going to have a "Christmas party!!

Some of the fun we have planned:

- * A special "Christmas" Show and share ... it can be anything "christmas-y" that you've made (it doesn't have to be a "quilt" - but bring those too!).
- * SWAP table ... if you've been cleaning out your quilting room, and have found items you no longer want/need, or have duplicates (quilters don't buy more than one of something ... right? LOL) bring it for our Swap table. This was a hit last time we did it, and it's a great way to share those things that you don't use ... if you see something on the swap table that you want ... take it!!! This should be FUN!!
- * Remember those "UFO's" that we rolled the dice for at our last Christmas party? Bring your finished project (or "still" UFO) we want to see what everyone's done!
- * If you'd like to decorate a table for the party, please e-mail Lisa at mardanmom@gmail.com. We can have some fun with this and the tables can either be a summer or winter theme!

Hope to see y'all at our Christmas in July!

Volume 9, Issue 11

Community Service by Sakeenah Mubashsh

Community Service by Sakeenah Mubashshir

Greetings Guild Members...

We are coming close to the end of another Community Service Year and I must express sincere gratitude for the tremendous job we have done for the Charities we services. If we combine the count of quilts and blankets, you will see we almost doubled the goal of 250. Even the count of 206 quilts alone is fantastic with two months left in the year to make more donations.

Here is a breakdown of the donations made to date:

**Fort Bend Women's Shelter – 61 Quilts, 36 Blankets, 80 Pillowcases, 3 Pillows,
4 pair socks**

Quilts for Kids – 79 Quilts

Quilts of Valor – 58 Quilts

Project Linus – 144 Blankets

Bo's Place – 8 Quilts

**US Veterans Initiative – 320 Gift Bags for Christmas, for Baby Shower - 77 blanks,
137 hats, 1 layette, 7 clothing, 5 diaper packs, 1 burp
towel,**

7 bibs, 6 pair socks, 6 bottles

Sugar Land Animal Services – 95 pet beds, 8 pillows

Announcement: Diane Aleman and Kay Paul have volunteered to make pet beds from the quilting scraps. However, we don't want to overload them with our personal scraps. An alternative suggestion is to take a small trash can (I use an old shredder bend) and line it with a small pillow case. One half yard of fabric is sufficient for the pillowcase. Collect your scraps in this special container and when full stitch close and bring to Community Service for credit on the work you've done... Win Win!

Thanks so much to the following members who helped with sewing and quilting over the past month:

Cathy Price

Barb Wall

Helen Wilems

Kay Steinkamp

Chris Ginkens

HOBBS UPC Labels

Just a reminder, we continue to collect Hobbs UPC Labels. The UPC label provides a discount to the Guild when purchasing batting from the Manufacturer. If you are purchasing Hobbs Batting for your quilting, PLEASE recycle the bags by turning them in to Community Service at the Guild Meetings.

Quilts of Valor by Barbara Baxter

Quilts of Valor

Our next sew-in will be July 22nd at the church. I hope to see you there.

Many thanks to the following for their donations to QOV:

Helen Wilems
Pat Martin
Deborah Bryson

Jo's Quilting Studio
Linda Payonk
Shirley Grover

Patty Sutton
Elizabeth Barrow
Kay Paul



QUILT SHOW NEWS by Barb Wall

QUILT SHOW: “A Decade in Stitches” by Barb Wall

Thank you to everyone who has already taken our survey about the possibility of having a live auction, at the show, and what kind of commemorative shirts you’d like us to offer. If you didn’t get the chance to participate, at our last evening meeting, we’d still like your opinion. The survey is on our My Grove site as Lisa Patterson’s June 8 post.

Be sure to check out all the quilt entry information that’s been published on the website, under “2018 Quilt Show”, especially the challenges. The most fun part of doing one of these is seeing what you can come up with, so in the spirit of the competition, please actually make a quilt for the challenge instead of finding something you already have that fits that criteria. With over a year until quilt turn in day, you’ve got plenty of time, so pick your favorite categories and challenges and get going!

Don’t forget that we need members to head up our show committees. Here’s where we need help, and who’s in charge:

Quilts-Susie Doe, 619does@sbcglobal.net - Quilt check in & out, judging, labels and descriptions, curating, ribbons/awards and transportation.

Vendors-Helen Wilems, hrwilems@aol.com - Show vendor set up/take down, hospitality and welcome bags.

Facilities-Pam Biswas, pam_biswas@yahoo.com - Quilt hanging/take down, show volunteers and decorations.

Activities-Lisa Patterson, mardanmom@gmail.com - Raffle baskets, quilt sales, Make & Take, demo area, Member Artist, and Viewer’s Choice.

Administration-Sherri Stringfield, sherristring@gmail.com - Ticket sales, welcome table, membership desk, door prizes, program, advertising and publicity.

If you’re willing to chair any of these areas, please don’t wait to be asked. Volunteer! In most cases, there are notes from the last show, to help guide you along. And, if you headed up something for the 2016 show, please consider taking on that job again.

The full committee will begin meeting in September.

Financials by Pauline Manes

June 1-22

Income: \$265

Expense: \$1,237.00

Checking Balance: \$6,797.77

Activities Barbara Young and Katherine Onstott

Activities Committee

It's July already! At our December meetings members brought a list of UFO's, we rolled the dice to determine which UFO project you would finish. It's time to reveal those finished projects! How long did it take you to finish? 6 weeks, 6 month or 6 years, maybe longer? Let us know when you show off your completed work. Can't wait to see them.

Here are the final instructions for the Mystery Quilt.

I hope you have enjoyed working on this, we would love to see your finished quilts at Show and Share! If you haven't participated in the mystery quilt, I hope you are inspired to use the pattern after you see the finished product.

Barbara Young and Katherine Onstott

Four Star Square Mystery Quilt a free mystery quilt pattern

Part Seven (the Final Part) of Four Star Mystery Quilt


So Far? In this Part 7 you will put more blocks in groups, assemble these and finish the quilt! There are suggestions for making this 40 x 40 inch quilt larger for use as a bed quilt as well.

1. Finally the Stars!

You still have 4 sets of 3 strips each in the Deep B and Bright A colors from [Part 5](#) of the Mystery. You will now assemble these into the **Star Blocks**.


It is important when you do this sewing that the corners of color A (the bright-light color) meet perfectly to form the star. This block is worth pinning and easing if necessary to make sure these corners match. The contrast between the bright fabric and the deep "B" background means if the corners are off they will show a lot!

Here is what your finished star block will look like:



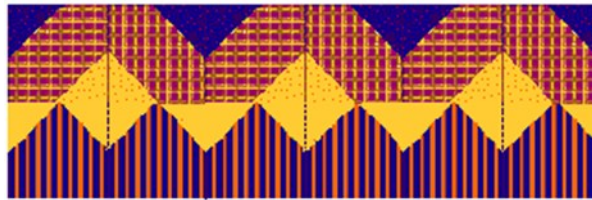
Assemble all four of them now. Press these star block seams. When you have all four, put them into a larger square grouping that will look like this:

This group will be referred to as the **Four Star Center**. I have deliberately left a thin white line to show you the divisions. These are not going to exist in your sewn block group. Press all seams.



This group will be referred to as the **Four Star Center**. I have deliberately left a thin white line to show you the divisions. These are not going to exist in your sewn block group. Press all seams.

2. At the end of Part 6 you made 4 strips that look like this:



Press strips. Take these 4 strips and lay them around the edges of the Four Star Center. You will now be checking to see if the lengths of the strips match (as they should) the lengths of the sides of the Four Star Center unit. The striped edges go to the outside, the blue triangles form the edge joining the Four Star Center group.

Pick up one strip at a time and finding the center seam pin it, right sides facing, along one edge of the Four Star Center group matching the centers. Now place a pin at each end of the strip matching the end of the strip and the end of the Four Square Center group. Place another 2 pins, one each in the middle between the center and each end. Lay the pinned piece flat and look at it and "feel" where you will sew the seam. Do they match up nicely or is one (either the strip of the center unit too long)?

Do this with each strip along all four sides. You can switch strips around for a better fit if it helps.

Since you sewed the same number of units in the strips as you did the Four Star Center group (ie. you sewed 6 of the originally cut blocks in each length) you should have a good match in length. If your 1/4 inch seams were very off you may have a poor match. If the lengths are within 1/4 - 1/2 of matching you should be able to "ease" the seams by pinning in smaller and smaller subunits before sewing - **Note: Do NOT sew now!**

[See this page for ideas for adjusting lengths where they are off by more than 1/2 inch.](#)

3. Sewing the first two strips to the Four Star Center group


When you are satisfied that your strips are going to sew evenly to the Center group, remove 2 strips pinned to opposite sides. On the strips left (pinned to opposite sides of the Center) adjust pinning where necessary, try to match the Fabric "A" (bright-light) where it forms diamonds so the edges line up evenly.

Now, **sew ONLY these 2 strips to opposite sides of the Four Star Center.**

4. Finishing the remaining two strips

Take out the 4 blocks (sewn from 2 smaller blocks) labeled "corner" that look similar to this image below:


[If you used stripes, your stripes may be running perpendicular (as here) or parallel, either is OK].



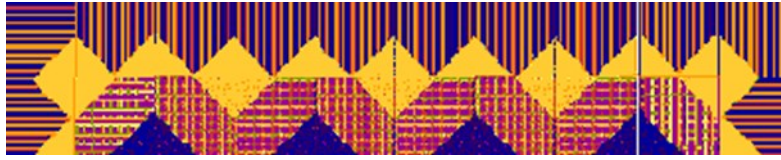
You should have **4 "Orientation B"** blocks left from [Part 6](#) that look like this:



You will sew these 2 pairs of blocks together to make larger 4 blocks that look like the combination below.
We will call these the **Corner Units**.



Now you will sew these 4 Corner Units to each end of 2 of the Strips which you unpinned in #3 above.
The orientation will look like this:
Press all seams neatly.



[Are you saying - "Ah ha!" at this point?]

5. Sewing the last two seams

Pin these last two strips again along the remaining opposite sides of Four Star Center and to the ends where they will meet the strips you just sewed to opposite sides. Pin evenly at block joins all along the edge.

SEW this LAST Seam!

**Congratulations,
you have finished the Four Square Star Mystery Top.**

BEES

If interested in attending one of the bees listed below, please reach out to the contact person to confirm the date and time and that there is space available

Bayland Quilt Toppers

Every Friday 9 AM—1 PM
Nancie Roach
713-771-6762
Bayland Park Center
6400 Bissonnet

Beginners Bee

Every Tuesday
11:00 AM—3 PM
RSVP
Liz Narcisse
Beulah.narcisse@gmail.com

Electric Quilt

1st & 3rd Wednesday
9:30 AM—Noon
Nancie Roach
713-661-6762
Bayland Park Center

Girls Night Out Bee

1st Friday of Month
6 PM—Midnight
Cyn Wilde
281-455-8267
Quilterscottagefabric.com
Quilters Cottage

Material Girls Cloth Doll Club

3rd Saturday
Quilt Works
Nancy Roach
832-483-8544
Nancie.roach@gmail.com

New Territory Quilt Group Bee

Sept—May—1st Wednesday
10 AM—11:30 AM
JoAnn's
16626 SW Fwy
Sugar Land TX 77479
Laura McDonald 281-565-

Pecan Grove Quilters

Every Wednesday
10 AM—2 PM
Bring a Lunch
Judy Wolter
270-498-3633
Joy Lutheran Church

Round Robin League

3rd Saturday—9 AM—2 PM
Faye Stromatt
281-850-3165
stromatt@flash.net
Sugar Grove Church of Christ
11600 W Airport Blvd

Sew Busy Bee

Every Friday 10 AM—2 PM
Lunch Out
Barbara Baxter
281-242-5403
Quilters Cottage
920 FM 359

Sugar Land Bee

Every Tuesday 10 AM—2 PM
Bring a Lunch
Barbara Baxter—281-242-5403
Keegans Wood Community Cen-

Social Bee

RSVP Bee
3rd Friday 6:30-9:30p
Foxy Quilters
Pattie Fox
pafox7@gmail.com

UFO Bee

RSVP Bee
2nd & 4th Thursday
1 PM—4 PM
Rebecca Trevino
rmt739@gmail.com

Art Quilts Bee —4th Thurs
Contact: Penny Hurst 713-4745499
prhurst5@yahoo.com, 1:30-3:30p. JoAnns SW Fwy

Birthdays/Membership by Judy Wolters

BIRTHDAYS/MEMBERSHIP

Jean Roberts	July 2	Carol Kettlewell	July 15
Katherine Onstott	July 3	Jerona I Williams	July 15
Rebecca M Trevino	July 3	Bonnie Van Rams-	
Beulah E. (Liz) Nar-		horst	July 19
cisse	July 5	Diane Carpenter	July 25
Helen Sue Rupf	July 5	Linda Davi	July 28
Linda Wardell	July 5	Patricia Martin	July 28
Sakeenah Mubashshir	July 6	Candy Horsley	July 29
Veronica Rutenberg	July 8		



News From Rep at Large Sherri Stringfield

Well, the Shop Hop took place last week and I think everyone had a good time! We left on time and got to visit 4 fabulous shops where they were waiting with sales, demonstrations, and in some cases, gifts! Kay Tanner was the lucky person who won the \$25 gift certificate raffle at GRS Creations. The shops were very gracious, we avoided long lines, and the bus driver was very accommodating and friendly. We left on time, thanks to cooperation by participants, and got back early!!! Only issue was the participation-- we will have to adjust our plans for next year in some fashion.

As far as door prizes-- keep them coming in. I still would like more hand made items- they are always fun to give for door prizes!

OFFICERS AND COMMITTEES CHAIRS**President:** Helen Wilems**President Elect:** Mark Towle**Vice President Programs:** Lisa Patterson**Program Chairman Elect:** Gwen Goldsberry**Vice President Membership:** Judy Wolter**Secretary:** Cathy Price**Treasurer:** Pauline Manes**Workshop Chairman:** Debbie Garner**Workshop Chairman Elect:** Kay Paul**Representative at Large:** Sherri Stringfield**Editor/Advertising:** Diane Aleman**IMPORTANT EMAIL ADDRESSES****president@cpqgtx.org****Editor —-cpqgtx@gmail.com****pres-elect@cpqgtx.org****webmaster@cpqgtx.org****membership@cpqgtx.org****workshops@cpqgtx.org****Activities:** Barbara Young, Katherine Onstott**Advertising/Sponsors:****Bee Coordinator:** Penny Hurst**Community Service:** Sakeenah Mubashshir**Bo's Place:** Katherine Onstott**Cinderella/Cinderfella:** Martha Baldwin**Project Linus:** Jennifer Pazicni**Quilts for Kids:** Barbara Young**Quilts of Valor:** Barbara Baxter**Donation Quilt:** Kay Paul**Quilt Show:** Barbara Wall**Guild Guide:****Hospitality:** Carol Ann Barley

The Monarch is published monthly by the Coastal Prairie Quilt Guild of Texas. It is distributed, via e-mail, free to members. We are always looking for news items, articles, and suggestions. Inclusion subject to space availability.

Articles *must* be received by the Monday following the Thursday morning meeting for inclusion in the next month's newsletter. Send articles to cpqgtx@gmail.com

If you do not have e-mail capability, legibly written information will be accepted by the deadline.

According to the CPQG By-laws, if you need a printed copy of the newsletter, please notify the editor.

A fee applies to all printed copies of **The Monarch**.

2017-2018 Coastal Prairie
Quilters Guild Board Candidates

PRESIDENT-Mark Towle

Linda and I moved here from Kansas via north Texas in 1984. I started quilting in about 2004. I love bright colors and like to do everything for a quilt myself. I joined the Coastal Prairie Quilt Guild when it was founded. I have been involved in helping with all the guild quilt shows. I am currently president elect I look forward to serving the guild as president.

President-Elect-Open

VP Programs-Gwen Goldsberry

I am a Navy brat who was born in South Carolina and moved every two years until I was 18. Then I married an Air Force man and we moved to Alaska where we had our first child. I have two children, three grandsons and one great grandson. We moved to Texas in 1976 and have loved living here. I like to say we got here as fast as we could. I am retired from Chevron's IT department.

I've been quilting for ~30 years. I took a quilting class because my Mother gave me a Sun-bonnet Sue quilt and that gift gave me the "bug". I am a charter member of CPQG and have served on the board as editor many years ago.

I look forward to getting involved with our guild again and having fun learning new techniques. I love looking at quilts and touching fabric...you should see my stash!

I look forward to serving you and getting to know you all better.

Programs Elect-Joan Bell

Joan Bell is a retired Occupational Therapist. One of the first things she did after moving to Missouri City 4 years ago was to join Coastal Prairie Quilt Guild. Joan has been sewing most of her life. She was introduced to serious quilting in 2003 by a quilt store owner who helped the Corpus Christi Aggie moms make a raffle quilt. (Joan bought at least half of the tickets & is the proud owner of that quilt.) Joan enjoys making quilts for her large extended family & has coordinated several family reunion quilt retreats.

Joan has enhanced her knowledge & skills through CPQG workshops and work on charity quilts and Quilts of Valor. If elected, she looks forward to working with the current board in the development of interesting & educational programs for the year 2018-19.

Workshops-Kay Paul

I have been the workshop chairman elect this year, so everyone should know me by now. I joined the guild about four years ago and am so glad i did. It has been a wonderful place to meet fellow quilters and to learn more about our favorite hobby I look forward to the workshops we have planned and hope you will join us for as many as you can.

Workshops Elect-Nancie Roach

I have been a member of CPQG since its inception. I was also the second President of the guild and helped with workshops and program responsibilities. I've had a needle in my hand since I was in first grade (many, many years ago).

My quilting adventures started with the Bicentennial in 1976. I suppose I've made about 300 quilts in the last 40 years but I'm one of the world's worst at document-ing. Most of these have gone to family, friends, and charity. I kept a few of course. I also work at making dolls and am currently focused on embellishing and crazy quilting. I worked for Shell Oil for 19 years as a computer geek. I retired 10 years ago and, of course, am busier now than ever. I look forward to working with our program chair, and promise to do my best to bring fun, interesting and challenging workshops to you in the upcoming years.

Secretary-Cathy Price

I enjoyed being secretary to the Guild last year and am looking forward to doing this again next year. I am glad I joined the Guild. I have met so many wonderful quilt-ers. We truly have a talented and sharing group. I am proud to carry on my family tra-dition with my quilting.

Treasurer-Diane Hickey

I retired three years ago and moved to this area. Most of my work area has been in the con-struction industry and maintaining shopping centers.

My daughters thought I needed a hobby and involved me in quilting and the rest is history. I now have a stash I probably will never see the bottom and of course, my daughters will get it all. I enjoy making a few shop hops and quilt shows throughout the year with my girls. I joined the Coastal Prairie Quilt Guild to meet folks of a like mind and be active with some of the great things that the guild is involved in.

Membership-Pam Biswas

I came to the Coastal Prairie Quilt Guild a few years ago hoping to learn "how to host a quilt show" (for Houston Modern Quilt Guild) because CPQG was holding a show in September that year (2014). I was also interested in putting my quilts in a show. I did not realize that I would fall in love with the guild, the members, and the activities. I immediately found my tribe that I love being a part of. I have been sewing since I was about six years old (sitting on my grandma's lap), making quilt tops for over 30 years and quilting for more than eight years. I first started quilting on my Janome 6600 sewing machine and soon after, I decided to start longarm quilting for others on an Innova longarm machine. I love being with quilters, sharing ideas and information, learning from each other, quilting for charity, and helping to promote quilting as a craft and hobby. I love fabric and decided to add on-line fabric shop to my activities. All of this led to the birth of Pam Quiltaholic. In addition to quilting, I love to travel. I quilt and travel as much as I can. I also enjoy daily walking with my hubby, spending time with friends and family, and planning the next trip to see the world. In 2015, I retired from Information Technology, and today, I sometimes wonder how I ever had time to "work"....

Rep at large/Parliamentarian-Sherry Stringfield

I have been sewing since junior high, quilting since the mid-90s and a member since Jan 2016. I served as Rep-at-Large this year and coordinated the 2016 Shop Hop. My goal is to finish the many UFOs filling my sewing room and to learn to appliqué.

Editor/Advertising-Diane Aleman

This will be my second year as editor for the guild. I am honored to have this opportunity as there are so many great things the guild does and with my limited mobility, I hope that this is a small way of giving back.

Coastal Prairie Quilt Guild

Minutes of the May 2nd, 2017 Board Meeting

(approved June 6th, 2017 Meeting)

The meeting was called to order by Helen Wilems, President at 1:31 pm at the Keegan's Woods Community Building.

Board Members in attendance: Helen Wilems, Cathy Price, Gwen Goldsberry, Kay Paul, Mark Towle, Judy Wolter, Lisa Patterson, and Sherri Stringfield. A quorum was present. Committee Members in attendance: Diane Hickey, and Sakeenah Mubashshir.

The Minutes of the April 4th 2017 Board meeting were approved as presented.
The Treasurer's Reports from April 2017 were approved as presented.

Announcements

Helen Wilems reviewed the information she had on the location and time of the Board meetings. At this time, there will be no changes to the meeting time or location of the meetings. Suggestions were made that the board members should plan to arrive closer to the actual meeting time. Guild members are welcome to attend the Sugar Land Bee in progress since it is an open bee. They regularly meet from 10 am until 2 pm every Tuesday, but adjourn at 1 pm on Board meeting day. The Board members expressed their gratitude for being able to meet in the meeting room.

Board and Committee Reports

President-Elect – Mark Towle

No Report

VP Membership - Judy Wolter

There are currently 183 active members in the Guild. Helen Wilems asked if Judy could prepare a listing of all of the charter/founding members of the Guild.

VP Programs – Lisa Patterson

The May 3rd evening program this month features Alice Kolb. Alice will also be doing the 10 am to 4 pm workshop.

Mickey Depre will be doing the presentation and workshop on May 18th.

Michele Watts will be doing the workshop on June 7th from 10 am until 4 pm and the evening meeting presentation.

Programs-elect - Gwen Goldsberry

Workshop Chair-elect - Kay Paul

Gwen Goldsberry has her list of approved speakers for the 2017-2018 program year. Gwen and Kay provided a list of all of their planned programs and workshops for review.

The first evening meeting will not have a speaker, but will be a "meet the new board" presentation. Each board member will be bringing something for a trunk show type presentation. She also would like to have refreshments at the meeting. This will be discussed in more detail when the new board is voted on.

The 2017-2018 program list will be sent to Mark Towle and planning for the 2017-2018 Trifold for the Guild will be started. The photos of the 2018 Donation quilt and a representative charity quilt will be selected for inclusion also. Gwen will check with Pauline Manes on the updating and publishing of the new version since Pauline coordinated last year's print.

Workshops – Debbie Garner
Treasurer – Pauline Manes

Absent
 Absent

Secretary – Cathy Price

Cathy reported that she has the 2017 Standing Rules update done and asked if any of the board knew if the previous version of the Standing Rules were on the website. The Board noted that they should be on the website. Cathy will send Jen Pazicni the updated version for inclusion on the website.

Editor/Advertising – Diane Aleman

Absent

Shop Hop 2017 – Sherri Stringfield

Sherri Stringfield reported that she has 20 signed up for the June 15th Shop Hop. Thirty seven members will be the breakeven point for the bus cost. Sign-up for the Shop Hop will continue until the Shop hop in June.

Community Service – Sakeenah Mubashshir

The July 5th and July 20th meetings will focus on the charities supported by the Guild. The July 5th meeting will have presentations and tables by the charities with brochures and information for Guild members. Refreshments are planned.

The July 20th meeting will have a sew-in instead of a workshop. There will also be a “swap meet” for Guild members.

Lisa Patterson and Sakeenah will be providing addition information on this in the newsletter for these events.

Donation Quilt 2018 – Diane Hickey

Diane Hickey reported that this is working well. There have been several showings and more are planned.

Quilt Show 2018 – Barb Wall

Helen Wilems reported for Barb Wall.

Jen Pazicni is working on finalizing the logo designed by Rita Evens.

Two Guild members have been nominated as Member Artist for next year’s show. There will not be an election at the next business meeting as announced at the April meeting. The show committee will discuss what will be done and how this will be handled at the May meetings.

Sub-committees are forming to start working on the 2018 show.

Activities – Barbara Young/Katherine Onstott

Absent

Webmaster, Jen Pazicni

Absent

Retreat – Sally Steiner

Absent

Quilts of Valor – Barbara Baxter

Absent

There being no other business to come before the board, the meeting was adjourned at 2:18 pm.

Respectfully submitted,
 Cathy Price, Secretary
 Coastal Prairie Quilt Guild



Gail's Quilts

Professional Long Arm Quilting Service
Custom Quilts Designed for you
Gammill Long Arm Lessons and Rental

Gail Hall

757-613-9613

gailsquilts@yahoo.com
<http://www.gailsquilts.net>



QUILTING YOUR QUILTS

*"Professional Quality For A
Timeless Treasure"*

SANDI PEDERSEN
7107 PEMBROUGH LANE
KATY, TX 77494-7013
PHONE: 281-948-5548
FAX: 1-866-899-6574

Email: sandiped@aol.com
Website: www.quiltingyourquilts.com

Gammill with a Statler



MY QUILTING FAIRY

Lisa Patterson
Longarm Quilting Services

Custom & All-Over Quilting
T-Shirt & Commission Quilts
Quilting Instructor

281-904-0925
Quick Turn Around

mardanmom@gmail.com
<http://www.facebook.com/myquiltingfairy>



PATRICIA LOPES

12422 BENT PINE DRIVE
CYPRESS, TEXAS 77429
713-203-6259
BY APPOINTMENT

PROFESSIONAL LONGARM
QUILTING SERVICES

T-SHIRT QUILTS ~ MEMORY QUILTS
SUPPLIER OF SUPERIOR THREADS
& GADGET GIRL RULERS

AUTHORIZED NOLTING DEALER & HOBBS DISTRIBUTOR

TRISH@CELTICQUILTER.COM

WWW.CELTICQUILTER.COM



Machine Quilting by donna
979-618-1965

lavenderrose1965@gmail.com
www.donnaslavendernest.com

OVER THE WALL

Quilts & Quilting

by Barb Wall

bmwmom@aol.com

281-491-5144

T-shirt & Memory Quilts

Longarm Quilting-Computer & Hand Guided
Machine Embroidery

KIMBERLY'S JUNK IN THE TRUNK

Antique Sewing Machines and
Unique Home Decor

*We sell and service antique sewing
machines. One of the largest selections of
antique sewing machines for sale in Texas!*

WWW.JUNKANDTRUNKS.COM

281-253-9785

5722 3rd Street
Katy, TX 77493



QUILTERS COTTAGE

920 FM 359 - Richmond, TX 77406 - 281-633-9331

Webpage: www.quilterscottagefabrics.com

Shop Hours: Monday – Saturday 10am – 5pm / Sunday noon – 4pm

Owners: Linda Caraway & Cyn Wilde

Email: quilts@quilterscottagefabrics.com

Long Arm Quilting Service

Innova Quilting System w/ Navigator System

Quick Turnaround / We do bindings!

Fabric / Pre-Cuts

Kits / Notions

Books / Patterns

See Webpage for
Class Info, Calendar
& Events

Block of the Month

Girls Night Out
Open Sew Sundays
Demo Day
Strip Club
Bolt of the Day

Sign up on Webpage to receive Weekly Newsletter

Check out and LIKE our Facebook Page – www.facebook.com/QuiltersCottageTX


10% discount to Guild Members – must show membership ID

McDOUGAL SEWING CENTER

www.mcdougals.com

20141 Park Row
Katy, Texas 77449
281-347-0453

SALES • PARTS
REPAIRS • LESSONS



LyNETTEworking

- quality machine quilting
- creative designs
- guide classes
- private lessons
- certified Square in a Square instructor

Auian LyNETTE Ward
MISSOURI CITY, TX

(281) 778-8863
auianw@yahoo.com