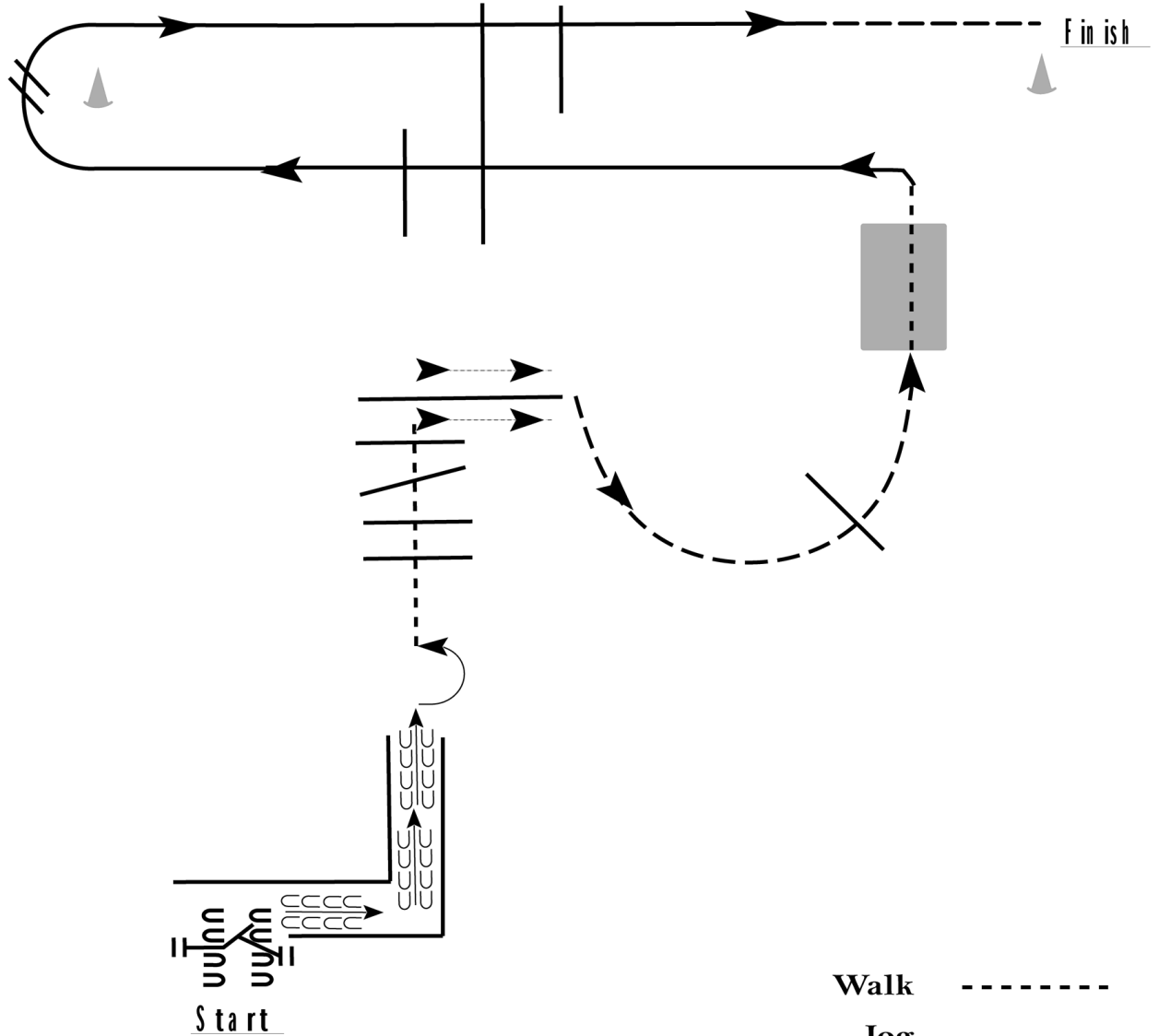


Keystone Classic

#1 13 & Under--#4 Green Trail--#5 Junior Trail

Show Date: May 25-27, 2018



1. Work gate with left hand.
2. Back thru L
3. Do a 180 degree turn to left and walk over logs.
4. Sidepass final log to the right.
5. Jog over pole and to bridge.
6. Walk over bridge.
7. Lope on left lead over poles.
8. At cone, perform a simple lead change.
9. Lope on right lead over two poles and jog to finish.

Walk	-----
Jog	- - - - -
Extended Jog	- - - - -
Lope	_____
Leg Yield	
Lead Change	/
Back	<--->
Marker	(B)
Sidepass	<--->

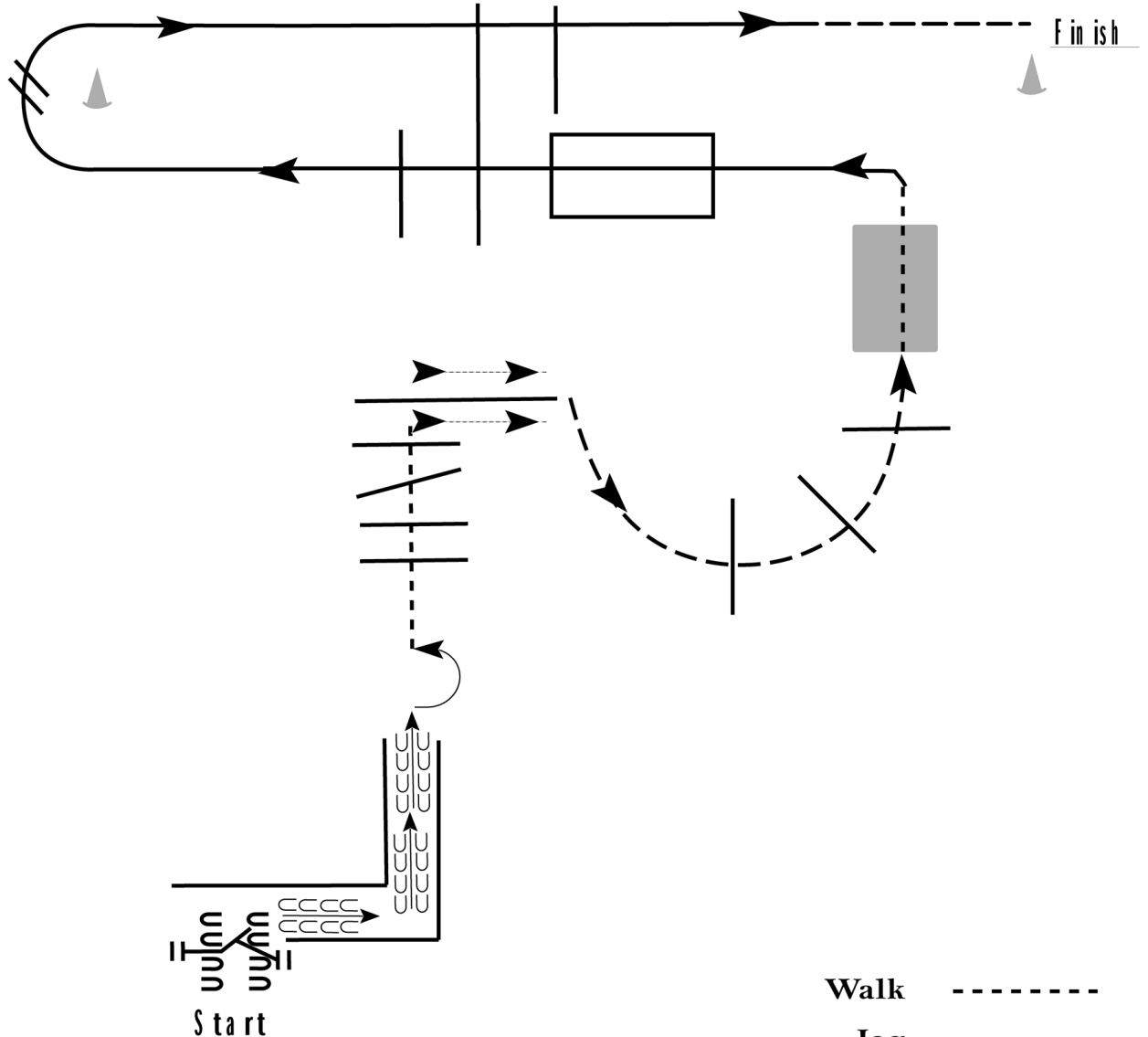
[T/2-26]

Pattern Provided by:
Your Judges

Keystone Classic

#2 14-18--#3 Non Pro--#6 Senior Trail--#174 Masters

Show Date: May 25-27, 2018



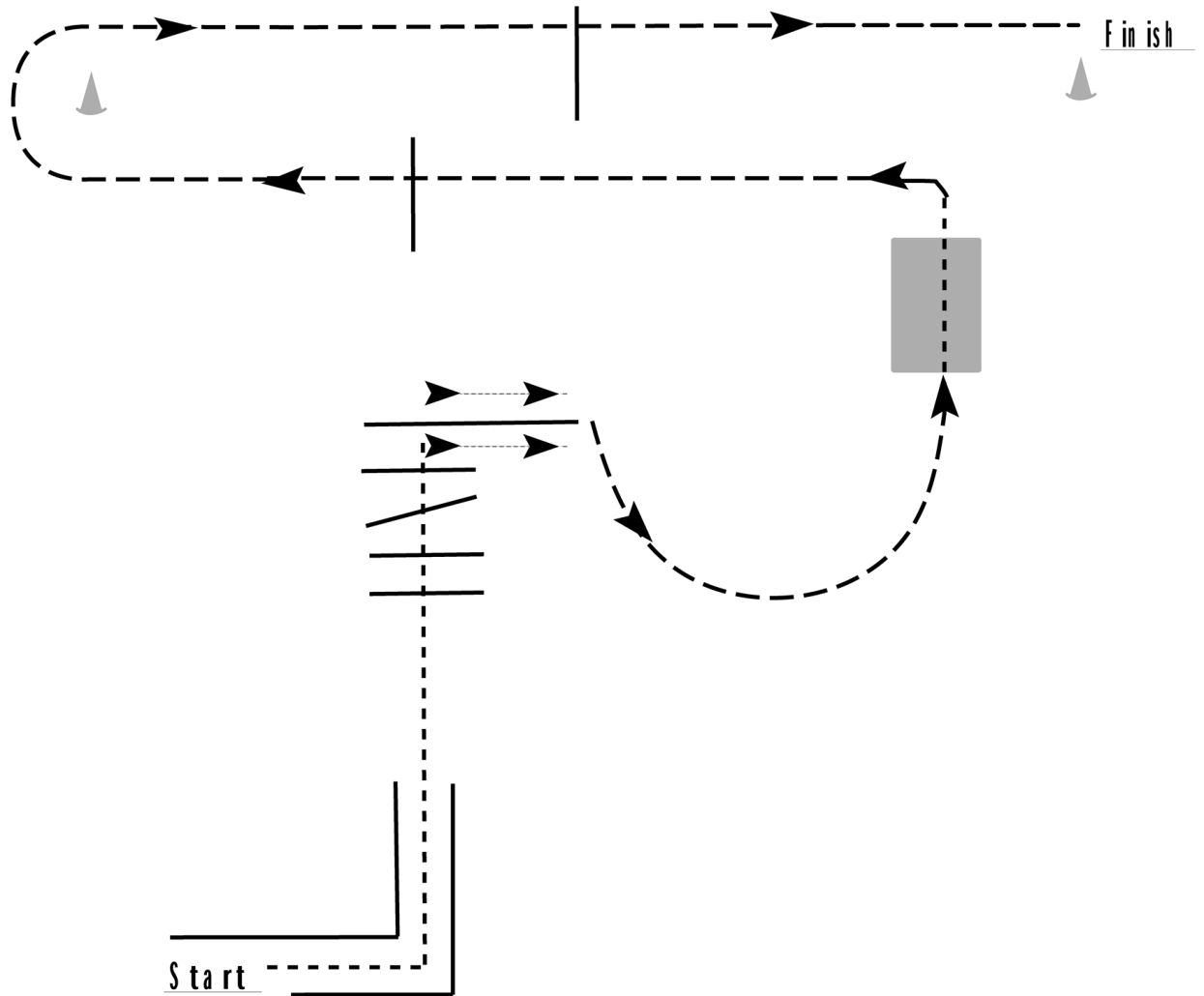
1. Work gate with left hand.
2. Back thru L
3. Do a 180 degree turn to left and walk over logs.
4. Sidepass final log to the right.
5. Jog over poles and to bridge.
6. Walk over bridge.
7. Lope on left lead thru box and over poles.
8. At cone, change leads.
9. Lope on right lead over two poles and jog to finish.

Walk	-----
Jog	- - - - -
Extended Jog	- - - - -
Lope	—————
Leg Yield	
Lead Change	///
Back	u u u
Marker	(B)
Sidepass	← — — — — →





[T/3-26]

Pattern Provided by:
Your Judges

Show Date: May 25-27, 2018



1. Walk thru L
2. Walk over logs.
3. Sidepass final log to the right.
4. Jog to bridge.
5. Walk over bridge.
6. Jog over pole, around cone, and over pole to finish.

Walk	-----
Jog	-----
Extended Jog	— — —
Lope	————
Leg Yield	
Lead Change	
Back	
Marker	
Sidepass	

[T/WT-26]

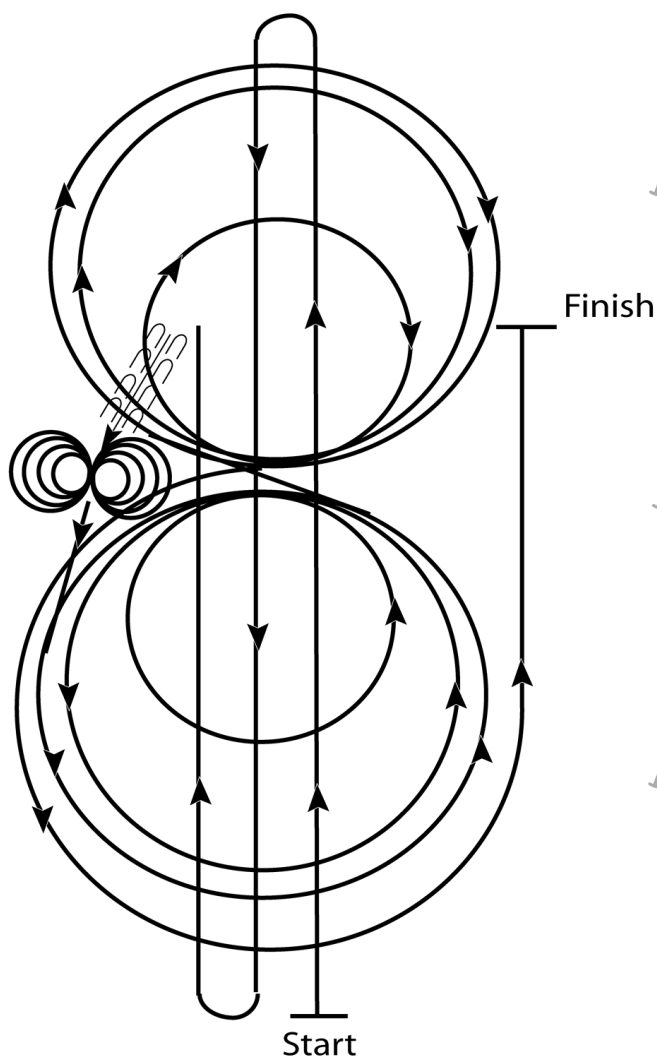
Pattern Provided by:

Your Judges

Keystone Classic

#10 Yth Reining--#11 NP Reining--#12 Reining

Show Date: May 25-27, 2018



1. Run at speed to the far end of the arena past the end marker and do a left rollback - no hesitation.
 2. Run to the opposite end of the arena past the end marker and do a right rollback - no hesitation.
 3. Run past the center marker and do a sliding stop. Back up to center of the arena or at least ten feet (3m). Hesitate.
 4. Complete four spins to the right.
 5. Complete four and one quarter spins to the left so that horse is facing left wall or fence. Hesitate.
 6. Beginning on the left lead, complete three circles to the left; the first circle large and fast; the second circle small and slow; the third circle large and fast. Change leads at the center of the arena.
 7. Complete three circles to the right; the first circle large and fast; the second circle small and slow; the third circle large and fast. Change leads at the center of the arena.
 8. Begin a large fast circle to the left but do not close this circle. Run straight up the right side of the arena past the center marker and do a sliding stop at least twenty feet (6.09 m) from wall or fence. Hesitate to demonstrate the completion of the pattern.
- Rider may drop bridle to the designated judge.

[R/AQHAP-1]

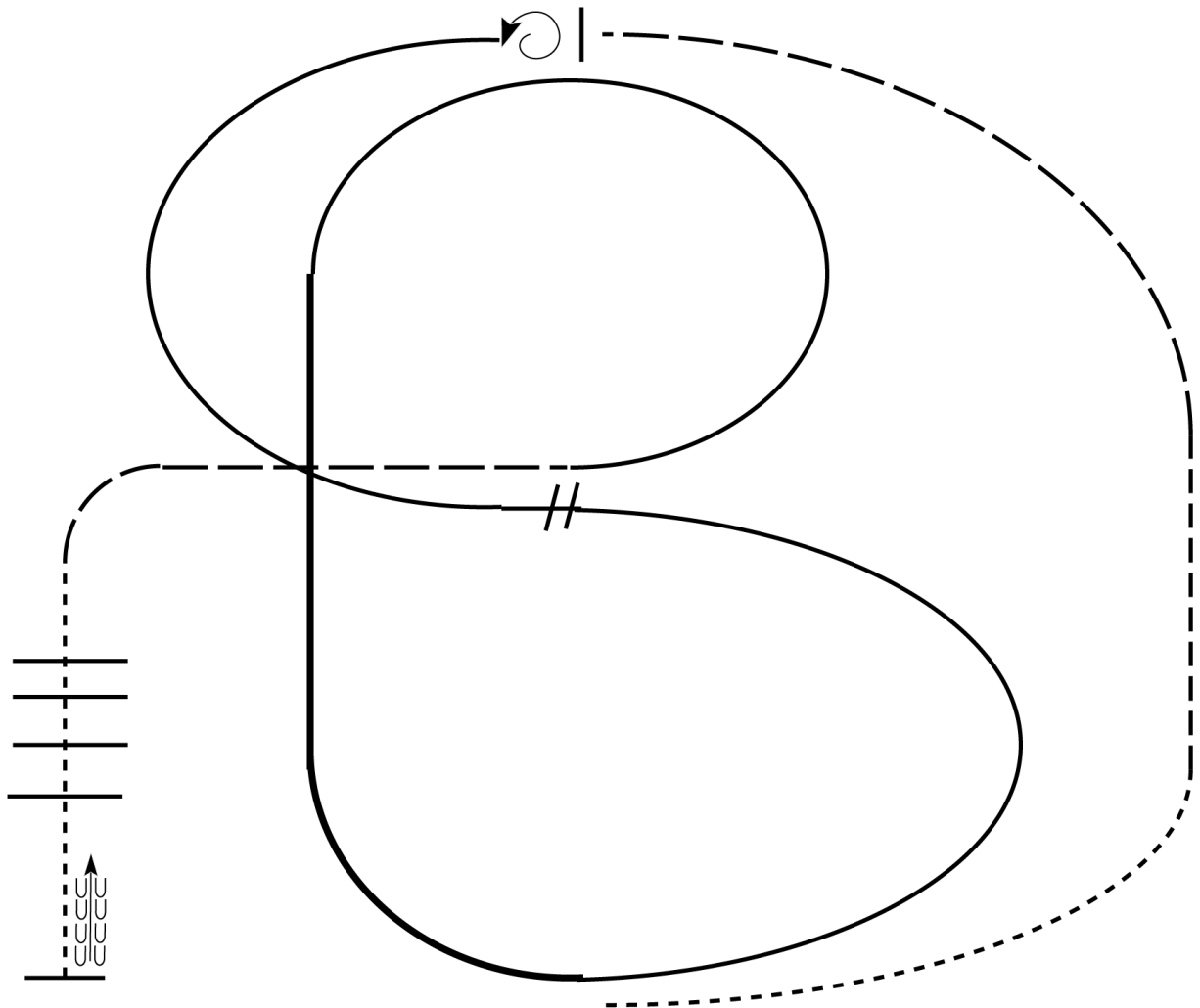
Pattern Provided by:

Your Judges

Keystone Classic

#57 Yth Ranch Riding--#58 NP Ranch Riding--#59 Ranch Riding

Show Date: May 25-27, 2018



1. Walk
2. Trot
3. Extend the trot, at the top of the arena, stop
4. 360 degree turn to the left
5. Left lead 1/2 circle, lope to the center
6. Change leads (simple or flying)
7. Right lead 1/2 circle
8. Extended lope up the long side of arena (right lead)
9. Collect back to a lope around the top of the arena and back to center
10. Break down to an extended trot
11. Walk over poles.
12. Stop and back

Walk	-----
Jog	- - - - -
Extended Jog	— — — —
Lope	— — — —
Lead Change	
Back	
Marker	(B)

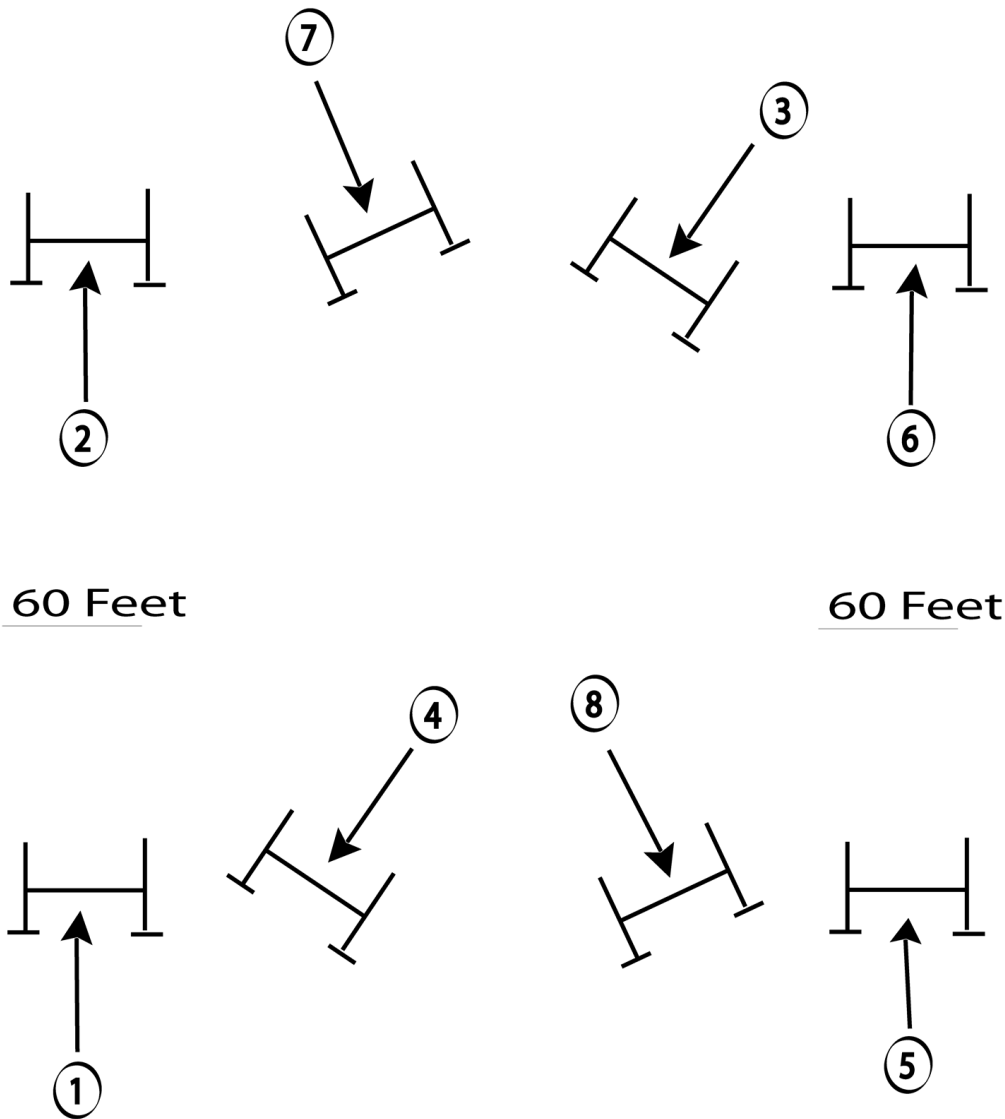
[RR/1]

Pattern Provided by:
Your Judges

Keystone Classic

#61, #62, #63, #64, #65, #66, #67--Hunter Classes

Show Date: May 25-27, 2018



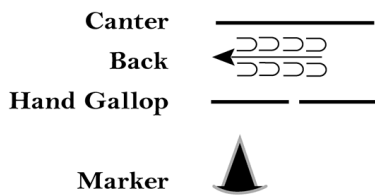
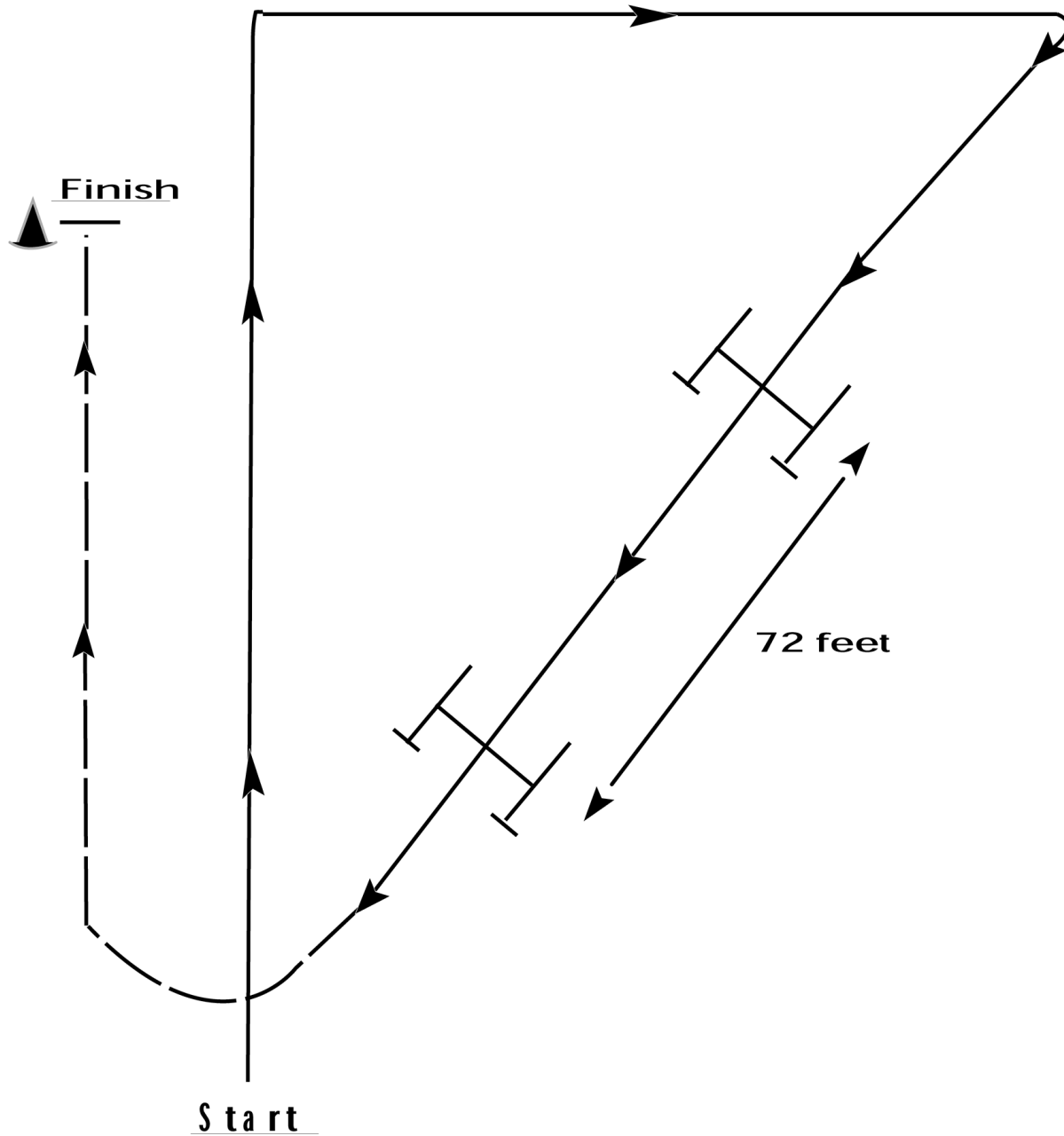
[WH/O-2]

Pattern Provided by:
Your Judges

Keystone Classic

#68, #69, #70, #71 All Hunter Hack

Show Date: May 25-27, 2018



1. Fences are set approximately 72 feet apart.
2. After 2nd fence, hand gallop to marker and stop.
3. Drop your reins to signify completion.

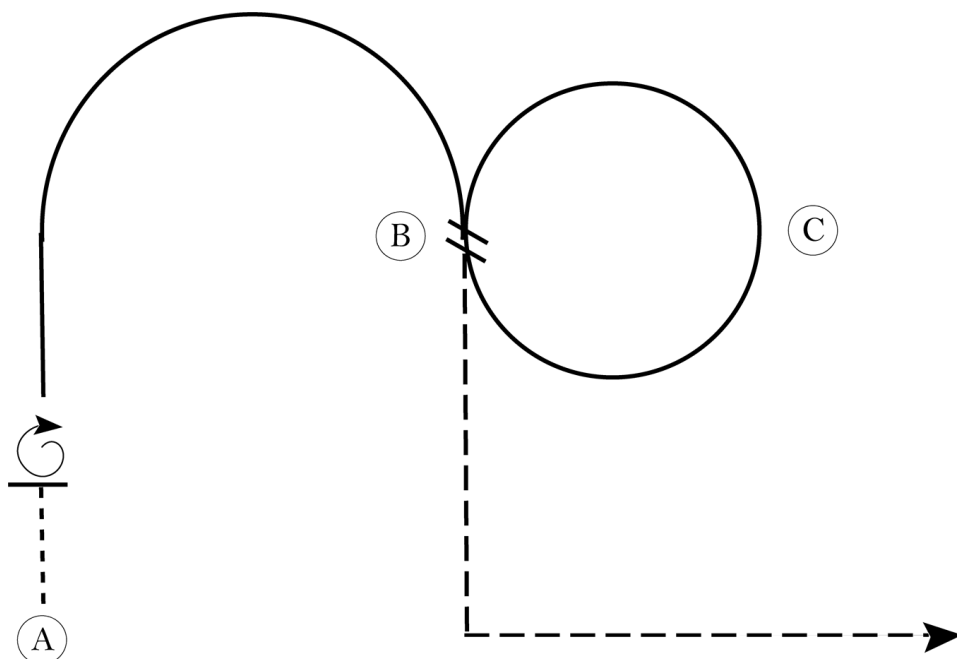
[HH/72-15]

Pattern Provided by:
Your Judges

Keystone Classic

#94 YA Saddleseat Eq--#95 NP Saddleseat Eq

Show Date: May 25-27, 2018



Be ready with your horse's tail to A.

1. Walk two horse lengths from A.
2. Stop and perform a 360 degree turn on the fore hand to the right.
3. Canter on the right lead in a half circle to B.
4. Perform a simple lead change at B.
5. Canter a circle to the left at B.
6. Rising trot on the left diagonal until even with A.
7. Turn left and change diagonals.
8. Rising trot on the right diagonal straight away from A.

Pattern is over once you have passed C at the trot.

Follow the directions of your ring steward.

Walk	-----
Trot	-----
Extended Trot	-----
Canter	-----
Lead Change	
Back	
Marker	
Hand Gallop	-----

[HSE/3-46]

Pattern Provided by:

Your Judges

Keystone Classic

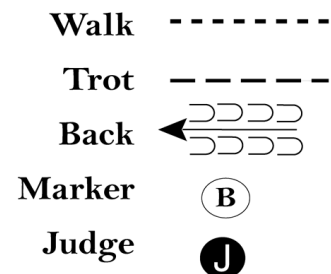
#92, #93 English Showmanship 13 & U & 14-18

Show Date: May 25-27, 2018

Be ready at A.

1. Trot from A to and around B and to Judge.
2. Stop and set up for inspection.
3. When dismissed, perform a $3/4$ turn.
4. Back approximately 2 horse lengths.
5. Turn $1\ 1/4$ turns.
6. Exit at a walk.

Follow the instructions of your ring steward.



[S/3-38]

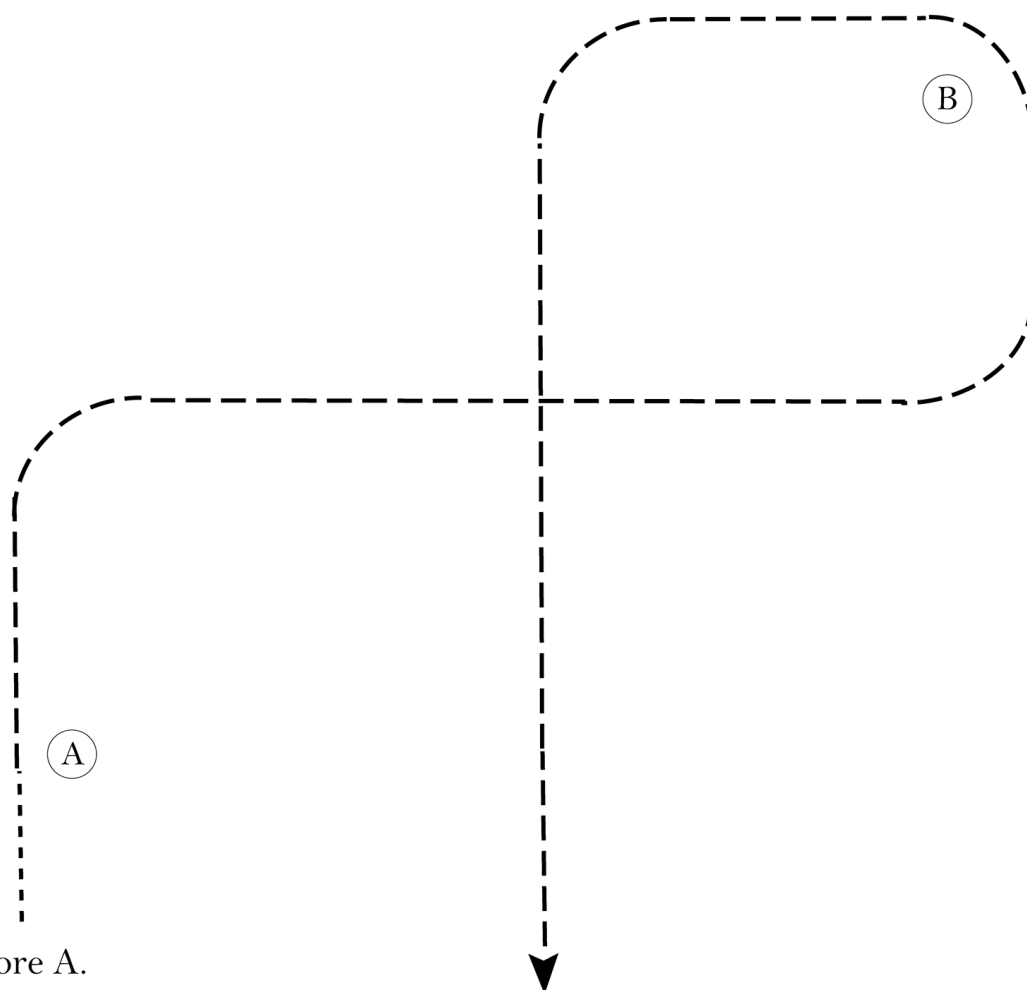
Pattern Provided by:

Your Judges

Keystone Classic

#116, #117, #120--Walk Trot Hunt Seat Equitation

Show Date: May 25-27, 2018



Be ready before A.

1. Walk to A.
2. Posting trot on the left diagonal to center of pattern.
3. Change diagonals at center. Trot on the right diagonal to and around B and to center of pattern.
4. At center of pattern, sitting trot until even with A.
5. Pattern is over after trotting 3 strides past A.

Follow the instructions of your ring steward.

Walk	-----
Trot	- - - - -
Extended Trot	— — — — —
Canter	—————
Leg Yield	
Lead Change	↗ ↘
Back	← ← ← ← ←
Marker	Ⓚ
Sidepass	← — — — — →
Hand Gallop	—————

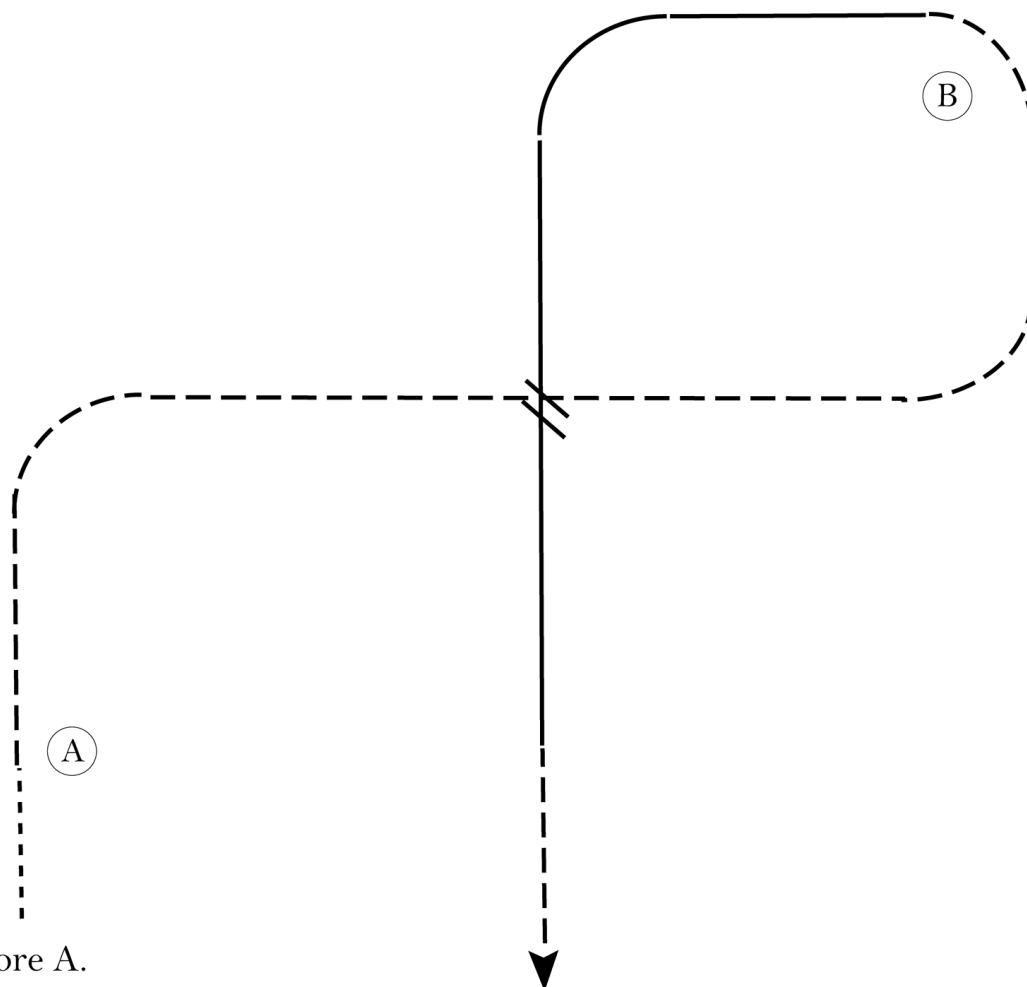
[HSE/WT-66]

Pattern Provided by:
Your Judges

Keystone Classic

#118 Yth Novice--#119 NP Novice--#121 13 & Under

Show Date: May 25-27, 2018



Be ready before A.

1. Walk to A.
2. Posting trot on the left diagonal to center of pattern.
3. Change diagonals at center. Trot on the right diagonal to B.
4. Canter on the left lead to center of pattern.
5. Change leads at center. Canter on right lead until even with A.
6. Sitting trot when even with A. Pattern is over after trotting 3 strides past A.

Follow the instructions of your ring steward.

Walk	-----
Trot	- - - - -
Extended Trot	— — — — —
Canter	—————
Leg Yield	
Lead Change	↗ ↘
Back	← ← ←
Marker	⊙
Sidepass	← — — — — →
Hand Gallop	—————

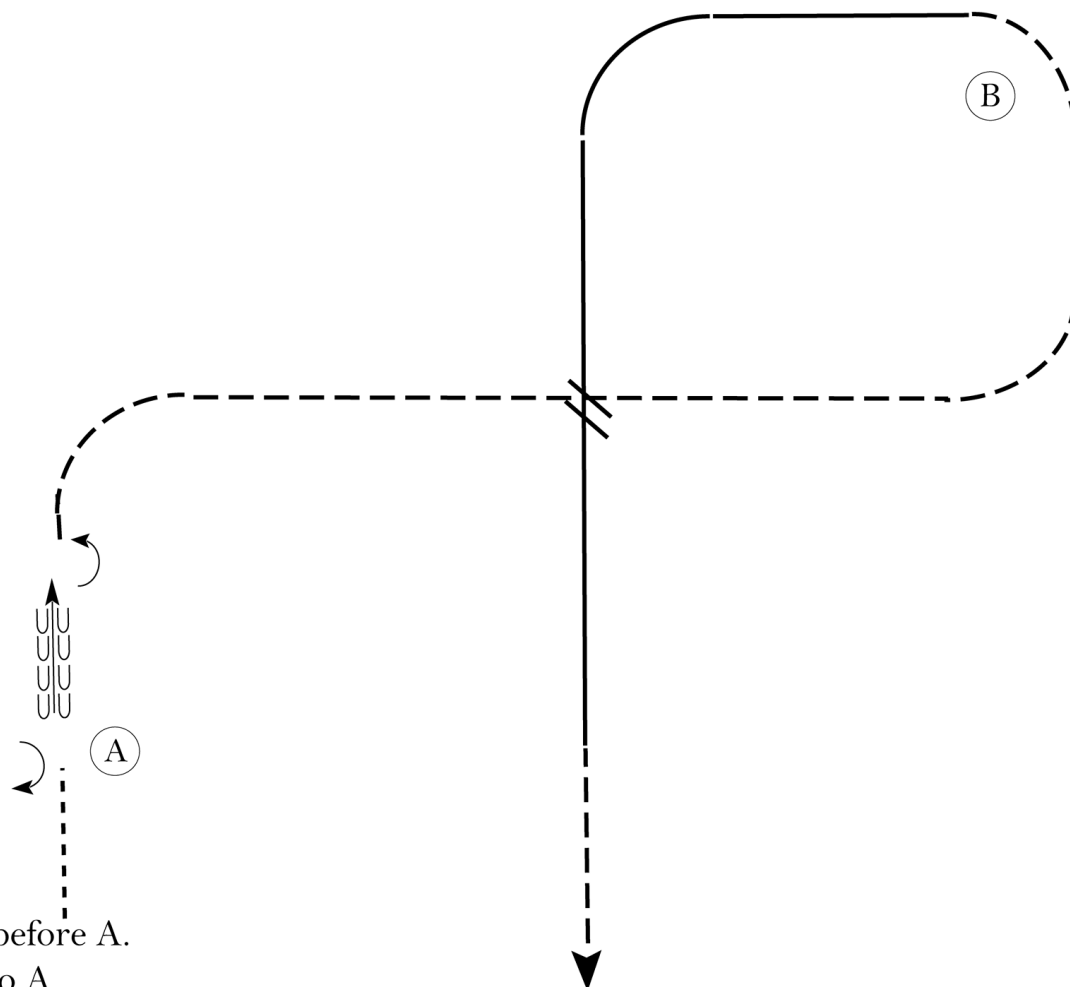
[HSE/2-66]

Pattern Provided by:
Your Judges

Keystone Classic

#122 35& Over--#123 14-18--#124 Non Pro--#125 Masters

Show Date: May 25-27, 2018



Be ready before A.

1. Walk to A.
2. Perform a 180 degree turn on the forehand right.
3. Back approximately one horse length.
4. Perform a 180 degree turn on the forehand left.
5. Posting trot on the left diagonal to center of pattern.
6. Change diagonals at center. Trot on the right diagonal to B.
7. Canter on the left lead to center of pattern.
8. Change leads at center. Canter on right lead until even with A.
9. Sitting trot when even with A. Pattern is over after trotting 3 strides past A.

Follow the instructions of your ring steward.

Walk	-----
Trot	- - - - -
Extended Trot	— — — — —
Canter	—————
Leg Yield	
Lead Change	↗ ↘
Back	← ← ← ← ←
Marker	Ⓚ
Sidepass	← — — — — →
Hand Gallop	—————

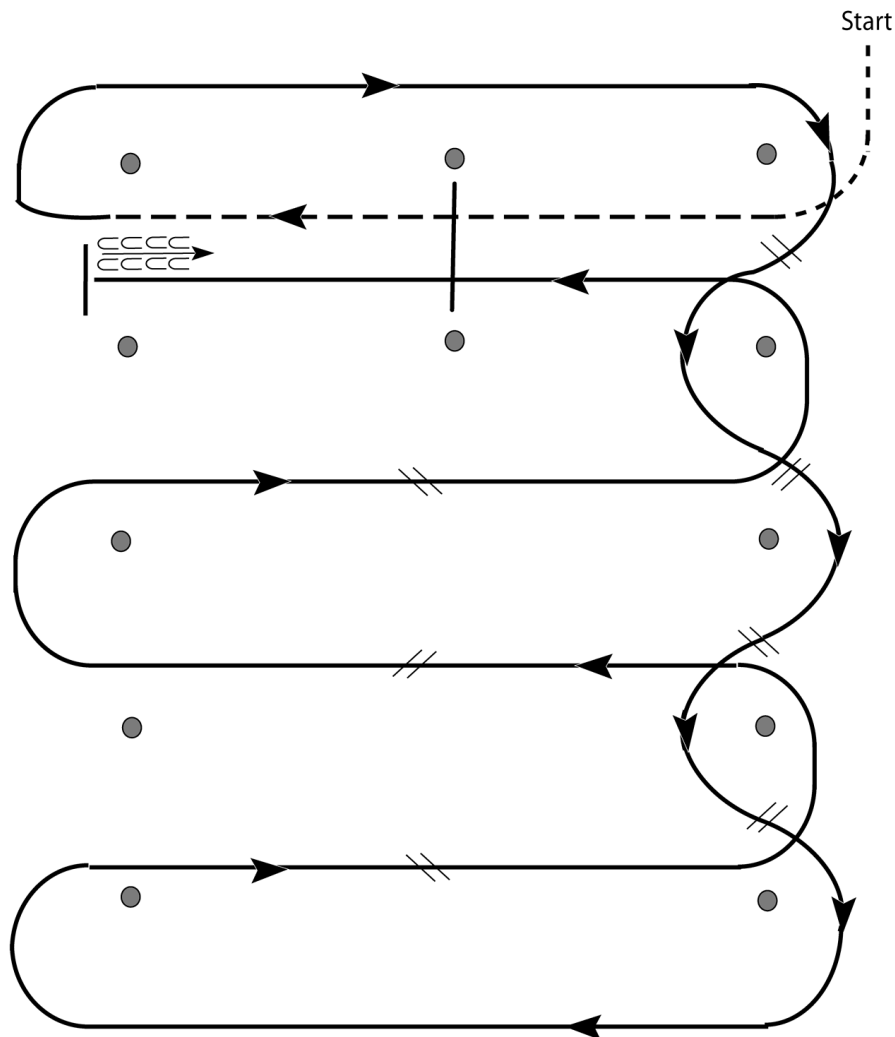
[HSE/3-66]

Pattern Provided by:
Your Judges

Keystone Classic

#127 Youth--#128 Non Pro--#129 Open Western Riding

Show Date: May 25-27, 2018



1. Walk, transition to jog, jog over log.
2. Transition to right.
3. First line change.
4. Second line change.
5. Third line change.
6. Fourth line change.
7. First crossing change.
8. Second crossing change.
9. Third crossing change.
10. Lope over log.
11. Lope, stop and back.

[WR/OP-4]

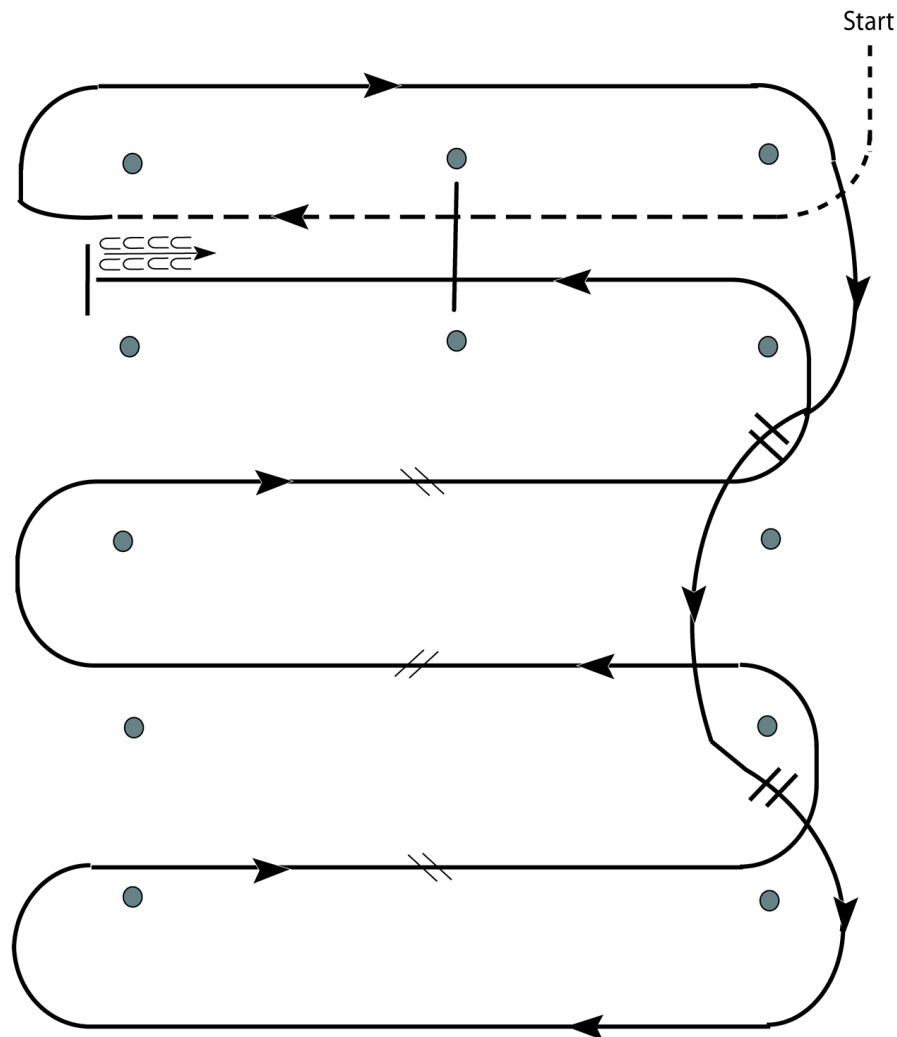
Pattern Provided by:

Your Judges

Keystone Classic

#126 Green Western Riding

Show Date: May 25-27, 2018



1. Walk, transition to jog, jog over log.
2. Transition to right lead and lope around end.
3. First line change.
4. Second line change. Lope around end of arena.
5. First crossing change.
6. Second crossing change.
7. Third crossing change.
8. Lope over log.
9. Lope, stop and back.

[WR/GP-4]

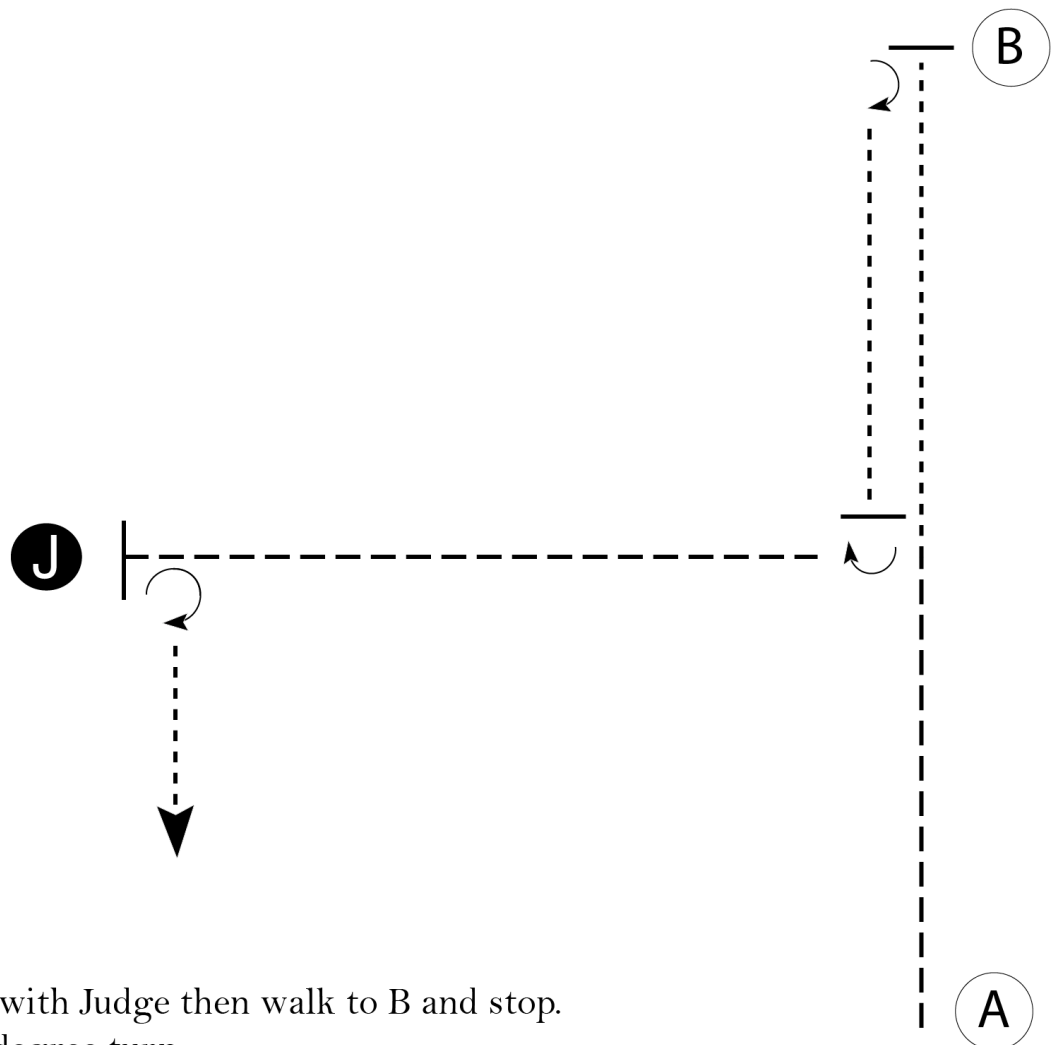
Pattern Provided by:
Your Judges

©2018 HorseShowPatterns.com. All Rights Reserved.

Keystone Classic

#139 Walk Trot Showmanship 10 & Under

Show Date: May 25-27, 2018



Be ready at A.

1. Trot until even with Judge then walk to B and stop.
2. Perform a 180 degree turn.
3. Walk until your horse's hip is even with Judge.
4. Perform a 1/4 turn.
5. Trot to Judge.
6. Set up.
7. Inspection. When dismissed, perform a 270 degree turn and walk to exit.

Walk -----
Trot - - - - -
Back ← ⊞ ⊞ ⊞
Marker (B)
Judge (J)

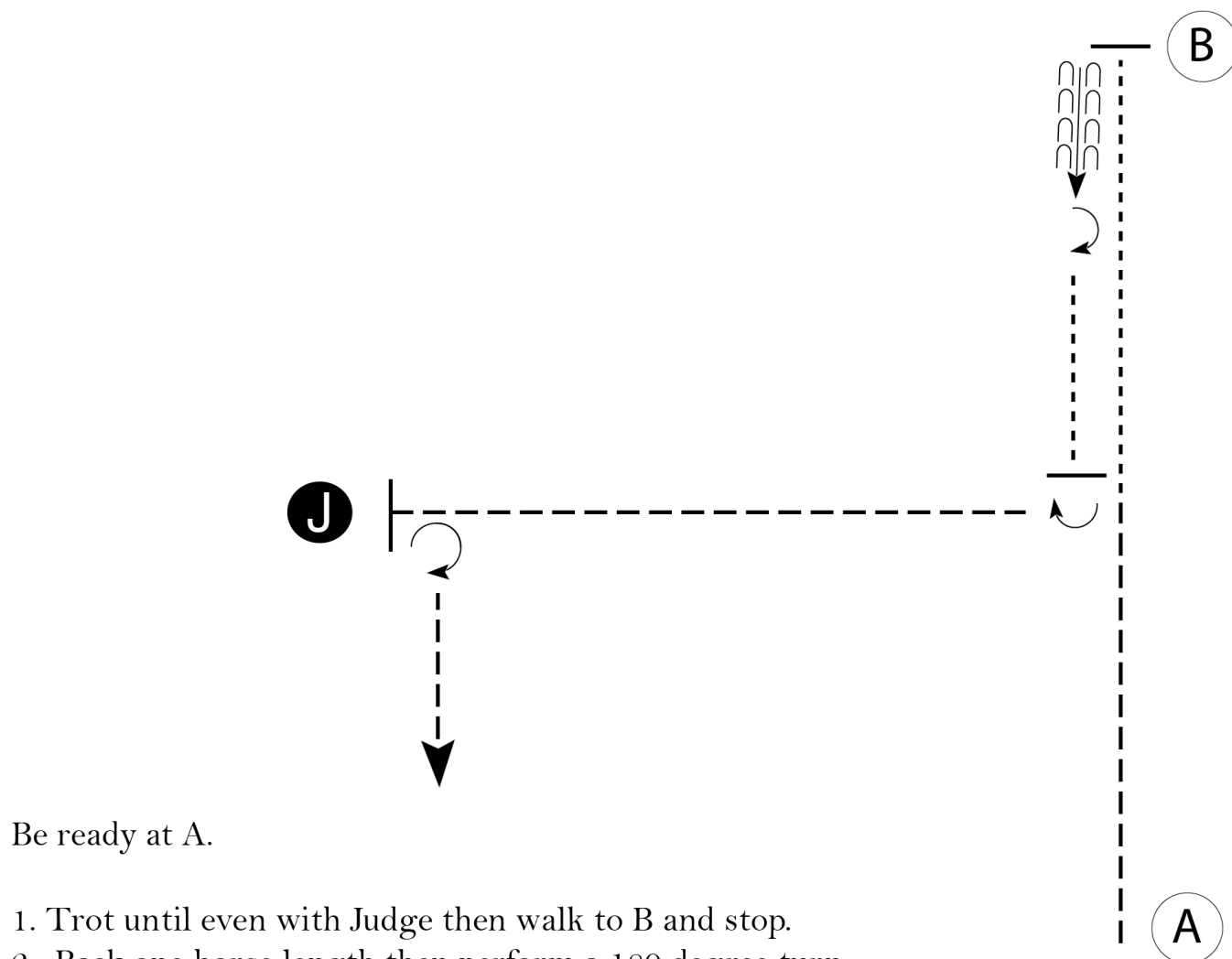
[S/WT-120]

Pattern Provided by:
Your Judges

Keystone Classic

#140 Novice Yth--#141 Novice NP--#142 13 & Under

Show Date: May 25-27, 2018



Be ready at A.

1. Trot until even with Judge then walk to B and stop.
2. Back one horse length then perform a 180 degree turn.
3. Walk until your horse's hip is even with Judge.
4. Perform a 1/4 turn.
5. Trot to Judge.
6. Set up.
7. Inspection. When dismissed, perform a 270 degree turn and trot to exit.

Walk - - - - -
Trot - - - - -
Back ← - - - - -
Marker (B)
Judge (J)

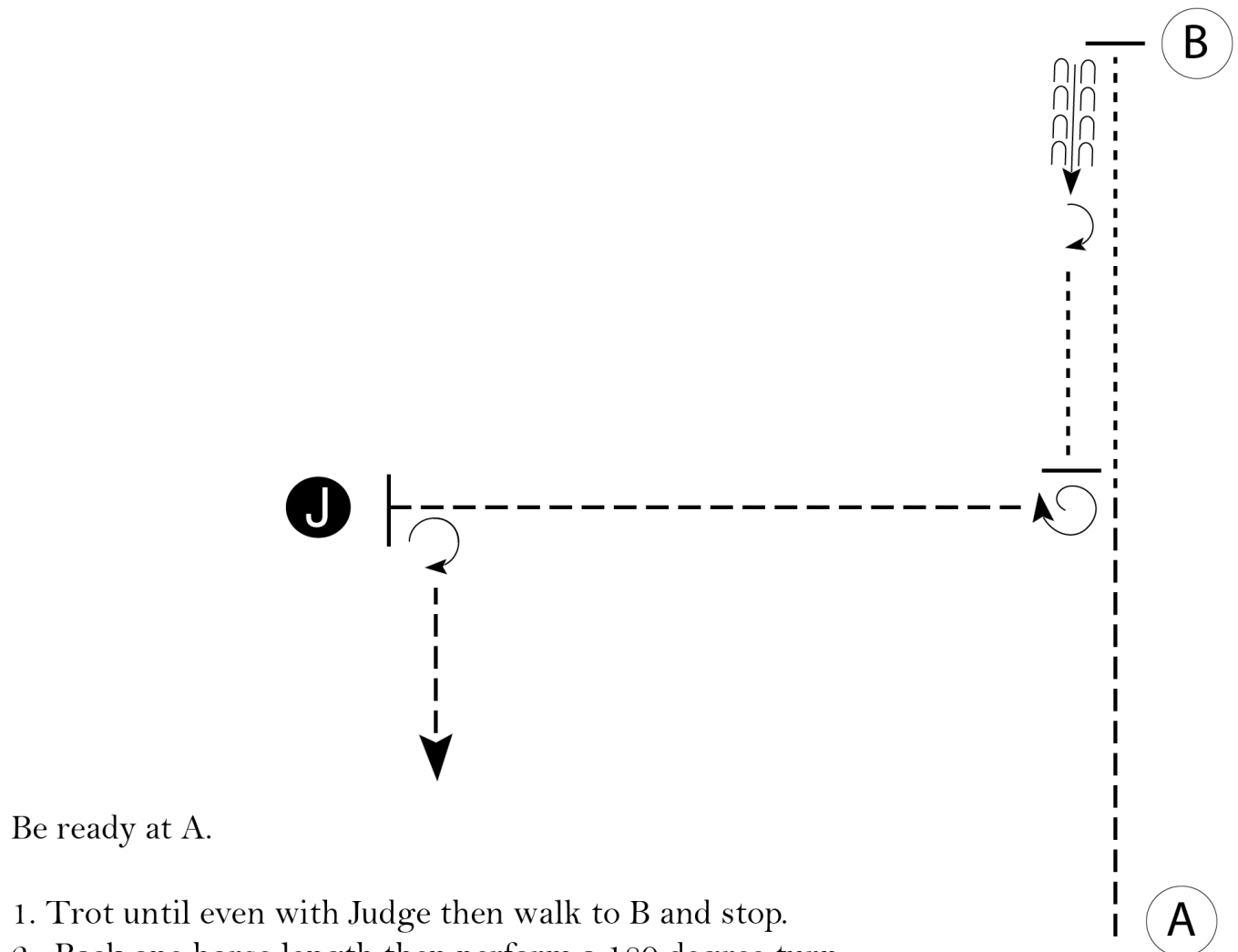
[S/2-120]

Pattern Provided by:
Your Judges

Keystone Classic

#143 35 & Over--#144 14-18--#145 Non Pro--#146 Masters

Show Date: May 25-27, 2018



Be ready at A.

1. Trot until even with Judge then walk to B and stop.
2. Back one horse length then perform a 180 degree turn.
3. Walk until your horse's hip is even with Judge.
4. Perform a 1 1/4 turn.
5. Trot to Judge.
6. Set up.
7. Inspection. When dismissed, perform a 270 degree turn and trot to exit.

Walk -----
Trot - - - - -
Back ←
Marker (B)
Judge (J)

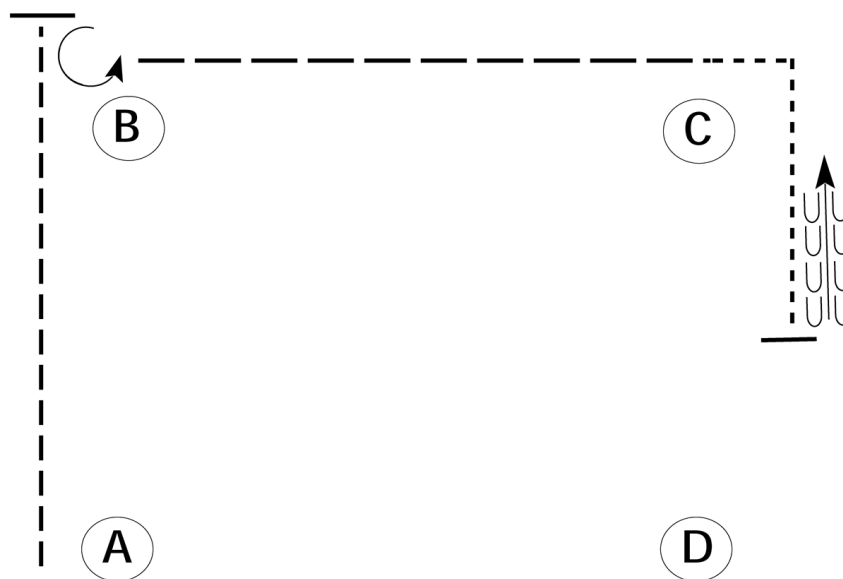
[S/3-120]

Pattern Provided by:
Your Judges

Keystone Classic

#164 Yth W/T--#165 NP W/T--#168 Yth W/T 11-18

Show Date: May 25-27, 2018



Be ready at A.

1. Jog from A past B.
2. Stop past B and perform a 270 degree turn to the left.
3. Extended jog to C.
4. Break to a walk and walk around C and halfway to D.
5. Stop and back approximately one horse length.

Follow the instructions of your ring steward.

Walk	-----
Jog	-----
Extended Jog	-----
Lope	-----
Lead Change	
Back	
Marker	

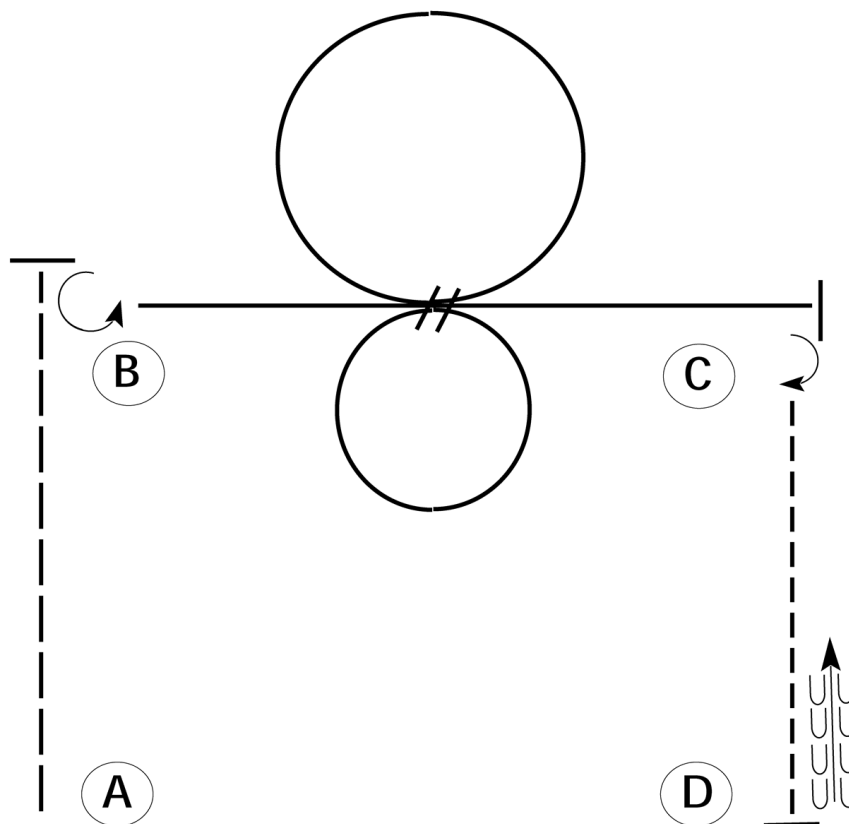
[WH/WT-88]

Pattern Provided by:
Your Judges

Keystone Classic

#166 Yth Novice--#167 NP Novice--#169 13 & Under

Show Date: May 25-27, 2018



Be ready at A.

1. Extended trot from A past B.
2. Stop past B and perform a 270 degree turn to the left.
3. Lope on the right lead halfway to C.
4. Perform a small, slow circle to the right.
5. Change leads and perform a large, fast circle to the left.
6. Continue to lope past C and stop.
7. Perform a 1/4 turn to the right.
8. Jog to D.
9. Stop and back approximately one horse length.

Follow the instructions of your ring steward.

Walk	-----
Jog	-----
Extended Jog	-----
Lope	-----
Lead Change	
Back	
Marker	(B)

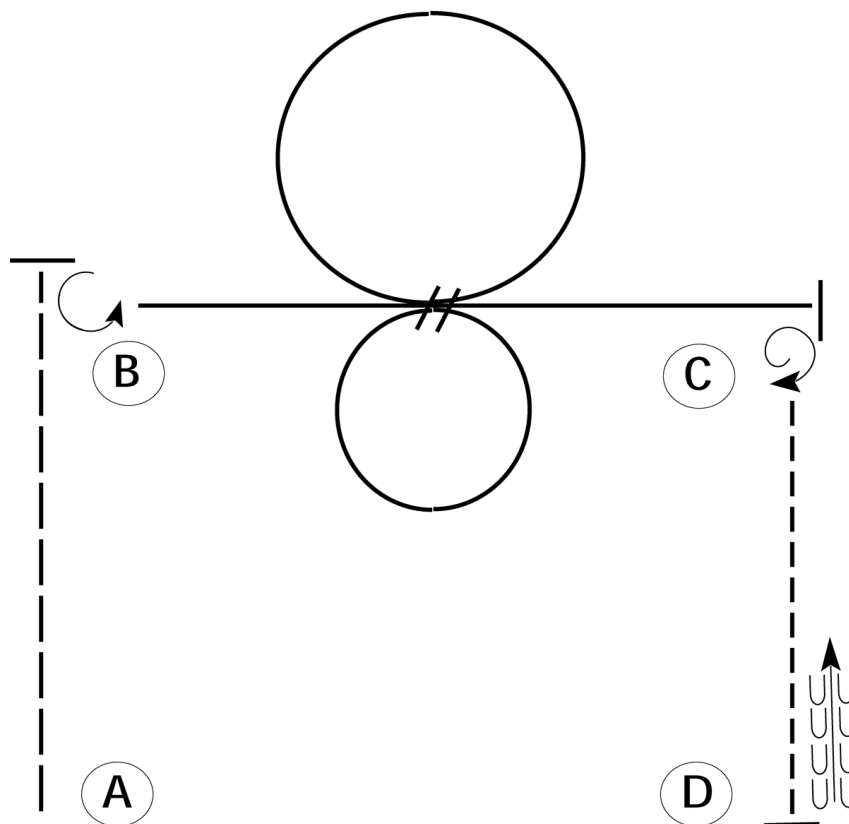
[WH/2-88]

Pattern Provided by:
Your Judges

Keystone Classic

#170 35 & Over--#171 14-18--#172 Non Pro--#173 Masters

Show Date: May 25-27, 2018



Be ready at A.

1. Extended trot from A past B.
2. Stop past B and perform a 270 degree turn to the left.
3. Lope on the left lead halfway to C.
4. Change leads and perform a small, slow circle to the right.
5. Change leads and perform a large, fast circle to the left.
6. Continue to lope past C and stop.
7. Perform a 1 1/4 turn to the right.
8. Jog to D.
9. Stop and back approximately one horse length.

Follow the instructions of your ring steward.

Walk	-----
Jog	-----
Extended Jog	-----
Lope	-----
Lead Change	
Back	
Marker	

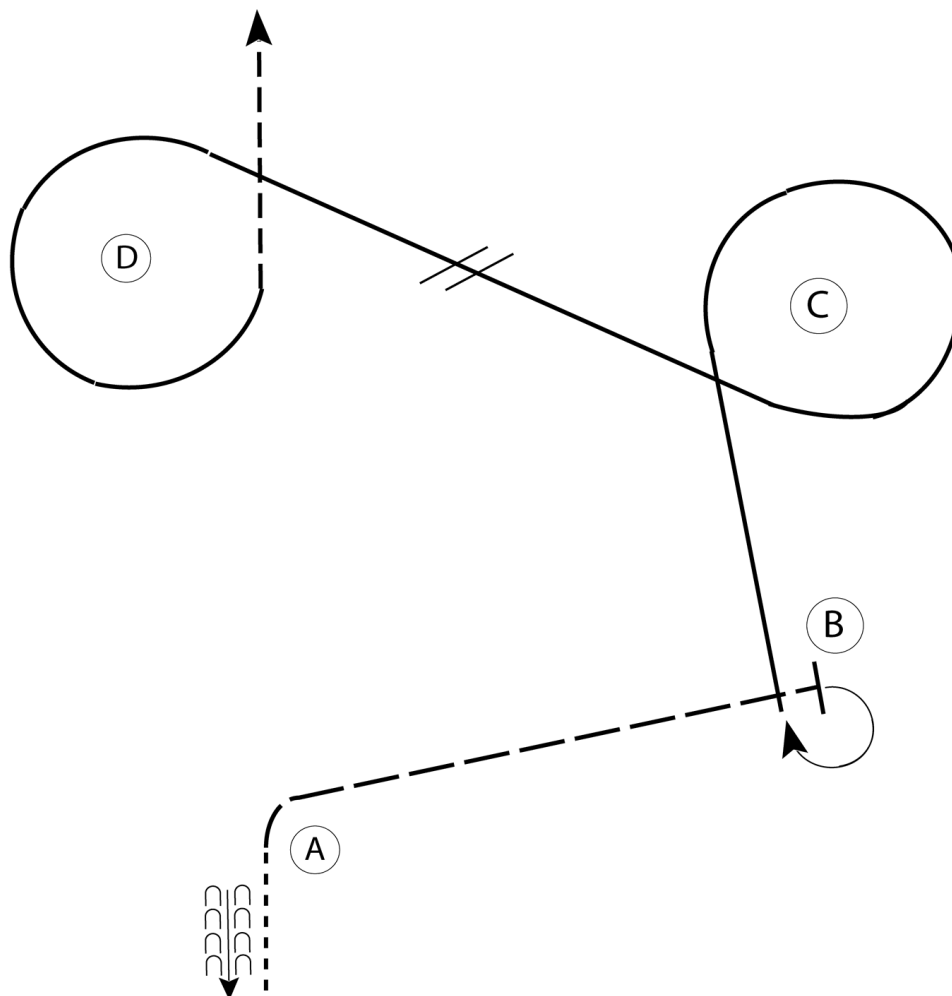
[WH/3-88]

Pattern Provided by:
Your Judges

Keystone Classic

#147 Yth Bareback--#148 Non Pro Bareback

Show Date: May 25-27, 2018



1. Begin before A. Back one horse length
2. Walk to A. Extend the jog to B
3. At B stop. Perform a 270 degree turn on the hindquarters to the right
4. Lope on the right lead around C
5. Perform a simple or flying change of lead between C and D
6. Lope on the left lead around D
7. Break to the jog at D
8. Jog to the exit

Walk	-----
Jog	- - - - -
Extended Jog	- - - - -
Lope	=====
Leg Yield	
Lead Change	— / —
Back	← ← ← ← ←
Marker	(B)
Sidepass	← ← ← ← ←

[WH/2-57]

Pattern Provided by:
Your Judges