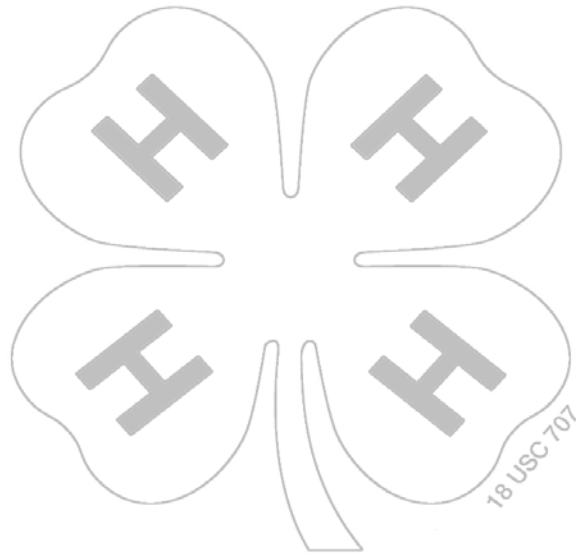


**2017
OSAGE COUNTY
4-H FAIRS**



PREMIUM LIST
Melvern Sunflower Days
June 22 - 24
Osage City, Osage County Fair
June 28, 29, 30, July 1
Overbrook, Osage County Fair
August 9-12

KANSAS 4-H CODE OF CONDUCT

As a participant in Kansas 4-H Events, you have the responsibility of representing Kansas 4-H programs to the public.

You are expected to conduct yourself in a manner that will bring honor to you, your family and 4-H.

To do that, you must:

- 1) Attend all sessions in the planned program. If you are unable to attend, please tell the adult in charge.
- 2) Follow hours and room rules established before the event begins. You are responsible to know the rules for each event.
- 3) Dress appropriately for each event. The adults in charge should have guidelines to help you.
- 4) Be responsible to know and use language and manners appropriate for Kansas 4-H.
- 5) Be in the assigned program area (for example: dorms, cabins, motels, etc.) at all times.
- 6) Know that the use of tobacco, alcohol and non-prescribed drugs is illegal and prohibited at all 4-H events.
- 7) Model respect for other persons, facilities and vehicles. You will be personally responsible for any damage caused as a result of your behavior.
- 8) Help other members in your group have a pleasant experience by making every attempt to include all participants in activities.
- 9) Know that harassment of any type is illegal and prohibited at all 4-H events.

TABLE OF CONTENTS

Code of Conduct.....	2
Melvern Fair Information.....	5
Osage City Fair Information.....	11
Overbrook Fair Information.....	21
4-H and Open Class General Rules.....	31
King and Queen.....	32
4-H Livestock Sale.....	36
4-H/Open Livestock General Rules.....	37
Beef Division.....	41
Dairy Division.....	42
Bucket Calf Division.....	43
Sheep Division.....	43
Swine Division.....	45
Goat Division.....	46
Poultry Division.....	48
Rabbit Division.....	50
4-H Horse Show Pre-Entry Form.....	53
4-H Horse Division.....	55
4-H Dog Division.....	56
4-H Pets Division.....	59
4-H Cats Division.....	59
4-H Arts/Visual Division.....	60
4-H 4-H Banners and Booths.....	61
4-H Clothing.....	62
4-H Energy Management.....	63
4-H Entomology.....	65
4-H Food/Nutrition.....	70
4-H Forestry.....	74
4-H Geology and Lapidary.....	77
4-H Heritage Fiber Arts.....	79
4-H Home Environment.....	81
4-H Horticulture.....	82
4-H/FFA Crops.....	84
4-H/FFA Weed Control Exhibit.....	85
4-H/FFA Wheat Variety Plot Displays.....	86
4-H/FFA Ag Mechanics.....	86
4-H Miscellaneous.....	86
4-H Photography.....	87
4-H Shooting Sports.....	88
4-H Space Tech.....	89
4-H Wildlife.....	104
4-H Woodworking.....	105
4-H Cookie Jar Contest.....	106
Boy Scouts of America.....	106

Girl Scouts of America.....	107
Open Class Duct Tape Contest.....	107
Open Class Recycling.....	108
Open Class Horticulture and Crops.....	109
Open Class Domestic Arts.....	112
Open Class Domestic Science.....	115
Open Class Cookie Jar Contest.....	119
Open Class Photography.....	119
Open Class Plants and Flowers.....	121
4-H Club Contacts.....	123

Melvern Sunflower Days County 4-H Fair Since 1910



June 22 - 24, 2017

Melvern's Annual Sunflower Days County 4-H Fair June 22, 23, 24

Thursday, June 22

3:30-5:30 PM	4-H Exhibit Hall registration
6:00 PM	Baby Show at the Melvern Community Center. 2 age divisions (0-6 months and 6-12 months). Sponsored by Helen Alley.
6:00 PM	Army National Guard Activities
6:00-11:00 PM	Marriott Amusements - Carnival
7:00 PM	Homemade Ice Cream at the Melvern Community Center. Sponsored by Marais des Cygnes Valley FFA.
8:00 PM	Bingo

Friday, June 23

8:00-9:30 AM	4-H Exhibitor Registration
10:00 AM	Exhibit Hall Judging
1:00 PM	Stockman Competition - Round 1 Livestock Knowledge
3:00 PM	Stockman Competition - Round 2 Livestock Evaluation
4:00-6:30 PM	Scavenger Hunt at the Veterans Park. \$5.00 Entry Fee to race. You must start the race no later than 5:30 PM. All ages welcome. Prizes for 1 st , 2 nd , and 3 rd places.
6:00 PM	Stockman Competition - Round 3 Showmanship
6:00 PM - ?	Army National Guard Activities
6:00-11:00 PM	Marriott Amusements - Carnival
7:00 PM	Homemade Ice Cream at Melvern Community Center. Sponsored by Melvern Fair Board.
7:00-9:00 PM	HB Drover Band (Bluegrass)
8:00 PM	Bingo

Saturday, June 24

9:00 AM	Kids Races at Melvern Baseball Fields Old Fashioned Games - following Kids Races @ Melvern Baseball Fields
12:00 NOON - 2:00 PM	4-H Exhibits from Exhibit Hall Released
6:00 PM - ?	Army National Guard Activities
6:00-11:00 PM	Marriott Amusements - Carnival
7:00 PM	Parade " Summer Tailgating ". Tell us how you tailgate in the summer. Prizes for 1 st , 2 nd and 3 rd place floats. (<u>MUST</u> be a float to win prize money.)

Ice Cream at Melvern Community Center. Sponsored by Melvern Junior Highline 4-H group. (Will begin following the parade.)
Bingo (will begin following the parade).

8:00 PM - 11:00 PM

ACC Productions DJ Services @ Basketball Court Bandstand. This entertainment will be for individuals 21 years of age and younger. \$3.00 entry fee to enter.

9:00 PM-12:00 midnight

ACC Productions DJ Services at the Melvern Community Center. \$3.00 entry fee per person and \$20.00 per cooler. No concessions available. ID will be required for anyone consuming alcoholic beverages in aforementioned coolers. **Must be 21 years of age or older to enter.**

Sidenotes:

* Wristbands available for all 3 nights of the Carnival. Tickets are \$15.00 in advance. Carnival will offer wristbands for purchase the night of the carnival but at a greater price. Wristbands can be purchased in advance from a Fair Board Member or at the Lyndon State Bank -Melvern Branch Office.

* Fair Board Members are: Shannon Anschutz - 785-893-3307; Angie Treinen - 785-224-6475; Linda Irey - 785-418-8423; or Dan Bowers - 785-249-7811.

* Please join us on Facebook - Melvern Sunflower Days - for more information and to keep in touch with all the upcoming events, etc.

STOCKMAN CHAMPIONSHIP AWARD

Participants must be enrolled in one or more of the following projects in the Frontier District: Beef, Swine Sheep, Goat and/or Horse. (This maybe expanded in the future).

The Stockman Competition will be divided into 4 components.

Agri-Knowledge (information will include Nutrition, Animal Systems, Animal Health, Animal Management, Genetics and/or Performance Data). Questions will be in a Multiple Choice or True and False format on a scantron sheet. Total points 100.

2 Livestock Judging/Evaluation classes. 50 pts each with 1 Oral reasons and 1 Questions class 50 pts each. Classes could include breeding and/or market but could also include horses at halter. Total points 200.

1 Showmanship class. The participant will bring to the fair only 1 of their animal projects as listed above for a showmanship contest. Participants will need to be prepared to answer questions directly related to their project. Participants might also be prepared to show a different animal brought by another participant. 100 pts.

Advocacy Video. This will be a 2-4-minute video presentation sent via electronic prior to the fair. For Seniors and Intermediate Divisions the topic will be “What can I do to become an advocate for the livestock industry”? 100 pts.

For the Junior Division the Advocacy Presentation Video will be a 2-4 minute presentation on their livestock project including purpose of the animal, breed of the animal and care/health/feeding of the animal.

To upload the video use the youtube channel and list it as private (their choice) and then share your youtube URL link.

Basic info:

<https://support.google.com/youtube/answer/57407?co=GENIE.Platform%3DDesktop&hl=en>

SUNFLOWER DAYS HISTORY

Mrs. Hobson recalls that the first celebration was held July 4, 1877, in a grove east of Melvern. This became an annual gathering, which in reality was the beginning of the Sunflower Picnics.

The first celebration under the name Melvern Sunflower Days was held on September 15, 1910. The days were named for the sunflowers, which grew in abundance along the roads. Captain Hughes started the celebration. At that time it was a family time with picnic dinners, perhaps a political speaker of note, and with races and the like for the younger set. After Captain Hughes' death, the townspeople used to decorate Hughes' grave in the Melvern Cemetery west of town on the first day of the picnic.

The 4-H fair became a part of the event in 1948. Don and Genieve Evertson and Bill and Effie Irey were the 4-H leaders at the time. Three large open barns were built to house the livestock and other community buildings were opened for the clothing and food exhibits.

The purpose of the fair is to help the Osage County 4-H'ers do the best they can by providing competition and judges who have their interests at heart. In 1981 the Marais des Cygnes Valley FFA Chapter was established at the high school and soon members of the chapter began showing livestock at the fair.

Melvern Sunflower Fair Board and Entertainment Committee

Dan Bowers, President
Shannon Anschutz
Linda Irey

Danny Rice
Angie Treinen
Troy Treinen

Contact List

Danny Rice 785 383 4067 drice@usd456.org
Livestock and Exhibit Hall

Darrel Schultze 785 549 3240
Parade

Helen Taylor 785 214 9743
Baby Show

Dan Bowers 785 249 7811
Booths & Entertainment

Amy Lacey 785 383 2270
Kids Races
Old Fashion Games
Turtle Race

Kansas State University Research and Extension
Frontier Extension District Staff 785 828 4438
Fran Richmond, Extension Director
Janae McNally, 4-H
Rod Schaub, Agriculture
Jessica Flory, 4-H Program Assistant
Peggy DeForeest, Office Professional

AWARDS

We welcome all Osage County 4-H'ers and FFA exhibitors to the Melvern Fair. Community Building will be open Saturday, the 24th until 5:00 pm. All entries will be released on Saturday.

All rules and regulations will be enforced. No exceptions.

No animal or article deemed unworthy will be awarded a ribbon. In case there is no competition by another exhibitor, only one ribbon may be awarded. The prize awarded will be determined by the judge on merit and over his signature.

General Regulations

1. Exhibitor must be enrolled in project in which exhibit is entered.
2. Product must be this year's work.
3. We will enforce the same limits for quantity of exhibits in a division for both 4-H and open classes.

4. No premiums will be awarded when the article or animal is unworthy though there be no competition.
5. In no case shall the Melvern Sunflower Association or any persons working for the good of the 4-H fair be held responsible for any loss or damage to the property of persons or exhibitors while on the fairgrounds. All diligence will be used by the Association and Superintendents to prevent any loss or mishap that might occur.
6. 4-H and FFA members of Osage County are eligible to enter exhibits In the 4-H classes. Club members living on the borderline of Osage County but belonging to an Osage County 4-H Club may enter exhibits in those classes. Anyone may enter exhibits in open class.
7. The Melvern Sunflower Association may demand removal of an unhealthy animal.
8. The Melvern Sunflower Association reserves to itself the sole and absolute right to construe its own rules and regulations and to determine arbitrarily all matters and differences in regard thereto.
9. Sheep – During the judge's inspection or handling, all four feet of the animal are to be in contact with the ground.

**WELCOME
to the
72ND Annual
OSAGE COUNTY FAIR**



**June 28, 29, 30, July 1, 2017
Osage City, Kansas**

Visit our Website:

www.osagecountyfair.org

2017 Osage County Osage City Fair Board

Officers:

President.....Jeff Pearson
Vice President.....Bruce Schoepflin
Treasurer.....Josie Bosse
Secretary.....Amanda Croucher
4-H Livestock Sale Manager.....Amanda Croucher
Livestock Superintendent.....Jeff Pearson
Booth Sales.....Samantha Smith

Board of Directors:

Donna Marie Anderson	Bruce Schoepflin
Clint Bosse	Samantha Smith
Josie Bosse	Derald Stromgren
Dorothy Christiason	Mary Lou Stromgren
Amanda Croucher	Jenny Tate
Ruth Figgs	Kara Thompson
Jeff Pearson	Marjorie Vaughn
	Sally Wilk

Executive Committee:

Josie Bosse	Jeff Pearson
Amanda Croucher	Bruce Schoepflin

Exhibit Committee:

Sally Wilk, Chair	Gayla Regenold
Donna Marie Anderson	Dawn Schoepflin
Josie Bosse	Gina Shultz
Amanda Croucher	Kara Thompson
Ruth Figgs	

Buildings and Grounds Committee:

Bruce Schoepflin, Chairperson	Chris Croucher
Clint Bosse	Jeff Pearson
	Derald Stromgren

Veterinarian - Dr. Tom Sanders

2017 OSAGE COUNTY FAIR - OSAGE CITY

(Fairgrounds will close daily 30 minutes after last evening event: OCPR building hours: 9 AM to 9 PM)

Saturday, June 24

9:00 AM Horse Show - Lyndon Saddle Club Arena

Tuesday, June 27

6:00 PM Fair set-up - any exhibitors helping with fair set-up may reserve livestock pens and cages. *See livestock Superintendent.

Wednesday, June 28

7:00 AM Fairgrounds open to the public, Livestock Barns open for all animals
EXCEPT sheep & goats.

8-11:00 AM Entry of ALL Exhibits - 4-H, Cloverbuds, FFA, Boy Scouts, Girl Scouts, & Open Class (including Animal Costume Contest). Entry cards available in OCPR (Parks & Recreation Building).

9-11:00 AM Vet Check - Sheep and Goats must be vet checked prior to unloading.

9:30 AM Livestock Weigh-In Begins.

11:15 AM **MANDATORY** Livestock Exhibitor Meeting - All livestock exhibitors are required to attend. - - Fredrickson Arena.

1:00 PM Judging of Exhibits - OCPR Building. Closed to the public until judging of exhibits is done. *See Superintendent to schedule Conference Judging.

6:30 PM Bucket Calf, Dairy, & Beef Show - Fredrickson Arena.

Fairgrounds will close 30 minutes after Beef Show.

Thursday, June 29

8:00 AM Donuts and juice sponsored by Frontier Farm Credit.

8:30 AM 4-H Swine Show - Fredrickson Arena.

6:30 PM Osage City Chamber of Commerce Parade - Theme "Summertime Fun" - Downtown Osage City.

7:00 PM "Family Fun Night" - Magician Eric Vaughn on premises
Face Painting: OCHS
Balloon Artist: Kelly Potter on premises.

7-11:00 PM Carnival Rides - \$25 - Unlimited Rides w/Wristband.

7:30 PM 4-H Sheep and Goat Show - Fredrickson Arena.

8:00 PM Magic Show - Featuring: Magician Eric Vaughn - Tent near 4-H Pavilion.

9:00 PM OCPR Building closed for the evening.

Fairgrounds will close 30 minutes after the Sheep and Goat Show.

Friday, June 30

8:00 AM 4-H Dog Show - Fredrickson Arena.

9:00 AM 4-H Cat & Pet Show - Fredrickson Arena.

10:00 AM 4-H Rabbit & Poultry Show - 4-H Pavilion.

- 4:00 PM 4-H & Open Class Animal Costume Contest - Fredrickson Arena.
- 5:00 PM Chef Allie - Cooking Demonstration - Community Building.
- 6:00 PM 4-H Round Robin Showmanship sponsored by Edward Jones - Fredrickson Arena.
- 6:30 - 7 PM Team check-in for Barnyard Olympics - tent near 4-H Pavilion.
- 7:00 PM Band/Entertainment - South of 4-H Pavilion.
- 7-11:00 PM Carnival \$25/Unlimited Rides (Wristbands).
- 7:30 PM Barnyard Olympics - Fredrickson Arena - (Immediately following Round Robin Showmanship).
- 9:30 PM Outdoor Movie sponsored by the Osage City Wrestling Club - 4-H Pavilion.

Fairgrounds will close 30 minutes after the Movie

Saturday, July 1

- 9:00 AM 4-H Livestock Judging Contest - Fredrickson Arena.
- 9:00 AM Antique Tractor Show (Osage City Farm Bureau Association and Willing Workers 4-H Club). Parking lot west of Football Field.
- 11:00 AM Kids Pedal Tractor Pull sponsored by Osage City Farm Bureau Association - West of football field. (Kids Games to follow Tractor Pull.)
- 12-3:00 PM All Exhibits released from Fairground - Livestock Barns/OCPR Building. OCPR Building closes for the day.
- 12:30 PM Public Fashion Revue Modeling. (Pre-Judging will be June 19th, Lyndon First Baptist Church.)
- 1:00 PM Antique Tractor Pull sponsored by Flint Hills Antique Power Association west of Football Field.
- 6:00 PM 4-H Livestock Premium Sale - Fredrickson Arena.
Herdsmanship Award sponsored by Osage County Farm Bureau Association.
Barn Quilt Auction - 4-H Club Barn Quilt blocks will be auctioned throughout the 4-H Livestock Sale.
- 7-11:00 PM Carnival \$25/Unlimited Rides (Wristbands).
- 9:00 PM "Hudson Drive" Band/Barn Dance - Fredrickson Arena. Tickets will go on sale early: www.osagecountyfair.org - \$5.00 advanced ticket; or \$8.00 at the door.

Fairgrounds will close 30 minutes after Band/Barn Dance

Sunday, July 2 - - COMMUNITY EVENT

- 8:00 PM Ice Cream Social sponsored by Osage County Fair Association/Osage City Lions Club
- 10:30 PM (approx) Community Fireworks Display

ENTERING EXHIBITS

Entry cards will be available in the Parks & Recreation Building. Green cards are for 4-H, Cloverbuds, and FFA Exhibits. Blue cards are for Boy Scouts and Girl Scouts.

Yellow cards are for Open Class exhibits. Please fill out both parts of the card completely and neatly. Turn in completed card with your exhibit to the Superintendent. No exhibits will be accepted after Entry of Exhibits closes at 11:00 AM on Wednesday.

A MANDATORY livestock meeting will be held on Wednesday, June 28th at 11:15 am in the Doran D. Fredrickson Arena. All livestock exhibitors are required to attend. This meeting will cover all new rules and changes, address important information pertaining to the 4-H shows and the 4-H livestock premium sale and will allow exhibitors and their parents to ask any questions they may have.

Livestock and Animal Costume Contest entries need to be checked in at the Superintendent table in the Fredrickson Arena. Rabbits and Poultry will be entered with the Superintendents in the Rabbit and Poultry area. Cats, Pets, and Dogs will register 30 minutes before the show. Animal Costume Contest may enter 8-11: 00 AM Wednesday and 30 minutes prior to the show.

All exhibits and animals shall remain on the Fairgrounds until 12:00 NOON Saturday, July 1. The Parks & Recreation Building will be closed at 3:00 PM, all exhibits in this building will need to be picked up between 12:00 NOON and 3:00 PM. In the event of extreme weather conditions, the livestock superintendent may approve early release.

PREMIUMS

Premiums for exhibits in the Parks & Recreation Building, and for Cats & Pets and Dogs will be available at the Pavilion Building on Saturday from 12:00 NOON until 3:00 PM.

Premiums for Livestock, Rabbits, and Poultry will be available at the Livestock Barns after your cages/pen/stalls are inspected by the Superintendents. They will be available from 12:00 PM until conclusion of livestock premium sale.

Any premiums not picked up shall be donated back to the Osage County Fair Association, Inc.

Premiums for the Osage County Fair:

All classes except large livestock:	Blue	\$2.00
	Red	\$1.50
	White	\$1.00

Beef & Dairy:	Blue	\$4.00
	Red	\$3.00
	White	\$2.00

Horse, Swine, Sheep, Goat, & Bucket Calf:	Blue	\$3.00
	Red	\$2.00
	White	\$1.00

4-H LIVESTOCK SALE

Sale Cards are due 30 minutes after the Swine Show (Thursday evening). If you do not turn a sale card in, you cannot sell your animal. There will be a charge of \$8.00 for each animal sold.

ROUND ROBIN SHOWMANSHIP

Superintendent- Sally Wilk

Friday, June 30, 6:00 PM

Senior and Intermediate Showmanship Champions
in the following divisions:

HORSE, BEEF, DAIRY, SHEEP, SWINE, and GOATS

will compete for Grand Champion Senior Showman and
Grand Champion Intermediate Showman

Champions can only show in one division. A Champion who qualifies in more than one division will choose which division he or she will show in and notify the Superintendent. The Reserve Champion will then be eligible to show in the other division(s).

Those qualifying in Horse Division must call Sally Wilk, 785-220-9512 (cell), by Tuesday evening to confirm or decline their participation. Other Champions must contact Sally ASAP following their event to confirm or decline participation.

If the Osage County Fair Horse Show is canceled, or postponed to a date after the Fair, due to weather, if there is no Senior or Intermediate Grand Champion Showman for the Horse division available, then there will be no Horse Champion Showman participant.


Senior and Intermediate Showman Awards sponsored by:
Edward Jones, Investor Representative
Robyn Williams

CLOVERBUD EXHIBITS

Superintendent - Gina Shultz

Kelsie Quaney & Lily Shultz - Jr. Assistants

Cloverbuds is a non-competitive 4-H organization for 5-6 year olds. All Cloverbud exhibitors will have their exhibits at the Cloverbud table. No premiums will be paid for the exhibits and participation ribbons will be awarded. The Cloverbud table will be located in the southwest



corner of the Community Building.

Class CG100Cloverbud Exhibit

4-H AND OPEN CLASS ANIMAL COSTUME CONTEST

Osage City Fair Only

Superintendent - Kelly Atchison

Friday, June 30, 4:00 PM

Registration is 8:00 - 11:00 AM Wednesday morning, with last minute registration allowed at 3:30 PM, Friday, with the show starting at 4:00 PM

- **Class**
 - ✪ Junior - 4-H members ages 7-10 years old
 - ✪ Intermediate - 4-H members ages 11-13 years old
 - ✪ Senior - 4-H members ages 14 and older
 - ✪ Open, Cloverbuds and non-4-H members

- **What will you be judged on?**
 - ✪ Originality (20 pts.)
 - ✪ Quality & Creativity (48 pts.)
 - ✪ Appearance of Animal & Exhibitor (16 pts.)
 - ✪ Enthusiasm (16 pts.)

- **Rules**
 - ✪ Participant can either be in 4-H or open class. Animal must be on display and exhibited at the fair.
 - ✪ Exhibitor and animal must be dressed up in costume.
 - ✪ You can use any animal that you are exhibiting (pig, horse, cow, duck, chicken, rabbit, lamb, goat, dog, hand-pet, etc.)
 - ✪ Only one entry per person.
 - ✪ Each exhibitor needs to provide an introduction card with a short paragraph about their animal, costume and exhibit will be read when the exhibitor is in the ring.
 - ✪ One exhibitor in the ring at a time (judges will fill out score card)

- **Judges**
 - ✪ A group of 4 people

Exhibitors will register with the superintendent at the show arena 30 minutes prior to the show.




2016

4-H LIVESTOCK PREMIUM SALE BUYERS/MERCHANT FUND DONORS

Ag Choice/MFA
AgVenture Seed
Auburn Pharmacy -
Mandy Gibson
Bank of Burlingame
Bank of Osage City
Bean Masonry & Concrete
Bluestem Farm and Ranch
Brett Karr
Burkett Farms
Caleb & Janae McNally
Citizens State Bank
Clint Davis Trucking
Cloud Heating & Air
Conditioning, Inc.
Corwine Seed & Service
Diamond L Farm -
Dale Lanham
Emporia Livestock Sales -
Brody Peek
Flint Hills Beverage
Gibson Cattle Co.
Greg Dalrymple
Haskins Oil - Conoco

HeatCo, Inc.
JAG Trucking, LLC
Jerry's Thriftway
John & Debbie Greisel
Kaw Valley Electric
Cooperative, Inc.
L & M Construction
Larry & Janice fager
Larry Davis
Layton & JoAnn Long
Miller Elevator
Olson Farms
Osage County Attorney -
Brandon Jones
Osage Salvage & Recycling,
LLC.
Ottawa COOP Association
Patrick John Harsch
PK Country Designs
Porter Cattle Co.
Prairie Land Partners, LLC
Quality Built Pole Barn
Brad Meek

RED Trucking
Rezac Livestock Commission
Rickel Farms
Rodney & Donna Hansen
S & A Telephone
S & S Oil and Propane
Sally & Ken Wilk
Santa Fe Trail Meats -
Aaron Higbie
Sloop Sales & Hook's
Repair Inc.
Steve Swaffer
SugarPete Gift Boutique
Tax Time, LLC.
Theel Plumbing, Heating &
Cooling Inc.
Thomas Quaney
Thomlind Corp - Citizens
Insurance Service
Thompson Farms, LLC.
Wischropp Auctions - Wayne
& Marsha Wischropp
Yolanda Torrez



**** -- Barn Quilt Auction -- ****

Each 4-H club in Osage County has created a barn quilt sponsored by the Osage County Fair Board. These beautiful pieces will be auctioned off at the 4-H Livestock Premium Sale in Osage City on Saturday, July 1st, 2017. The 4-H club's Barn Quilt that brings the most money will be awarded a pizza party! So bring your checkbook to the Livestock Premium Sale to support your 4-H club and the Osage County Fair!

Herdsmanship Award

Sponsored by: Osage County Farm Bureau Association

Beef, Dairy, Goats, Poultry, Rabbits, Sheep & Swine Exhibitors qualify for a \$50.00 savings bond for the individual that takes care of their animals and exhibits humane treatment for all livestock and pets at the 2017 fair. The Fair's Livestock Superintendent will announce the winner at 6:00 pm prior to the 4-H Livestock Premium Sale.

2016 AWARD & TROPHY SPONSORS

Bean Masonry & Concrete	First National Bank	Martha Kuykendall Memorial
Branine Chevrolet	First National Bank of Kansas	Osage City Public Library
Brian & Jeanette Stromgren	Gerald & Robert Scheid	Osage Sports & Family
Brown Management, dba Marilyn's Place	Harmon Dental	Chiropractic
Burns, Burns, Walsh & Walsh	Howard & Lauretha Rowe	Peimann Title & Escrow, Inc.
Cameo Farms - Sylvia Riepen	In Memory of Deloris Schoepflin	Porter Cattle Company
Canine Country Clips	Jeff & Merrilyn Casten	Quality Built Pole Barns - Brad Meek
Casey's General Store, Inc.	Jennings Farms	Rance & Mickie Walker
Citizens State Bank	JF2 Farms	S & A Telephone Company
Conrad Carlson Charitable Fund	Joe & Johncie Heise	Thomlind Corp. - Citizens Insurance Service
Corwine Family	Joe & Thelma Humerickhouse	Vita Tucker
Debby & Gerald Fagan	Kaw Valley Electric Coop, Inc	
	Layton & JoAnn Long	

2016 OSAGE COUNTY FAIR SPONSORS

Ag Choice	Kaw Valley Electric
Bank of Osage City	Ken Foth
Bank of Burlingame	L & M Construction
Bean Masonry & Concrete	Landmark National Bank
Bergquist Farms	Lyndon Building Supply
Bolz Insurance	Lyndon State Bank
Branine Chevrolet	Mark & Loretta Stucky
Burns, Burns, Walsh, & Walsh	McConnell Machinery Co. Inc.
Cabelas	Osage Auto Supply
Cameo Farms	Osage Building Supply
Community National Bank & Trust	Osage City Lion's Club
Conrad Carlson Foundation	Osage Family Care
Cruise Planners Vacations	Osage Salvage & Recycling
Eagle Car Wash	Ottawa COOP
Emporia Tractor Supply	Porter Cattle Co.
First National Bank of Kansas	Quality Built Construction, LLC
H & H Corporation	Quality Built Pole Barns
Hanna's Auto Repair	Schoepflin Trucking
Harmon Dental	Skydive Kansas
Harrison Shooter Supply	Theel Plumbing
Hotchkiss & Associates	Thomlind Corp. - Citizens Insurance
INK Screen Printing & Embroidery	Willing Workers 4-H Club
JAG Trucking	Wischropp Auction



Lions Club Food Stand

**Proud Participant of the
Osage County Fair
Since 1963**

New Location by Community Building

Serving Breakfast, Lunch, and Dinner




**Go Hog Wild and Steer Crazy at the
Osage County Fairs!**

OSAGE COUNTY FARM BUREAU ASSOCIATION

509 Market Street

Osage City, KS 66523 785-528-4112



BECOME A MEMBER....SUPPORT AGRICULTURE!

Overbrook Osage

County Fair

2017



August 9, 10, 11, 12
Overbrook, KS

FAIR SCHEDULE

July 17

Pre-Entry for Horse Show due

Saturday, August 5th

8:30 AM Registration for Horse Show
9:00 AM 4-H Horse Show

Wednesday, August 9th

8:00 to 11:00 AM Entries Open - All entries. (Exceptions are as follows: Dog & Hand Pet enter at show time)
*Sign up for Photography Judging Contest
*Arrival of all Livestock for entry, **goats and sheep must be Vet checked prior to unloading.**
*Donuts & Juice sponsored by Frontier Farm Credit at Show Arena.
11:00 AM **Sheep & Goats must Be Entered, Vet-checked and Unloaded by 11:00 AM.**
11:00 AM **PROMPTLY AT 11:00 AM - MANDATORY MEETING FOR ALL LIVESTOCK EXHIBITORS IN THE SHOW ARENA**
12:00 NOON Judging of all exhibits will begin, food for sale after judging
(EXCEPT LIVESTOCK)
12:00 NOON - 1:00 PM Weigh-in of all Beef, Sheep, Swine & Goats
1:00 PM Photography Judging Contest begins
6:00 PM King & Queen Crowning Ceremony @ Show Arena
7:00 PM Sheep Show followed by Dairy and Goat Shows

Thursday, August 10th

9:00 AM Rabbit Show
12:00 NOON Poultry Show
7:00 PM Swine Show
7:00 PM Antique Tractor Pull in the Arena
6:00 - 10:00 PM Wrist Band Night - Jones Carnival

Friday, August 11th

9:00 AM Beef Showmanship Clinic/Contest Registration
6:00 PM Bucket Calf Show
7:00 PM Beef Show
7:00 PM ATV Circle Track Races (No Glass Containers)
6:00 - 10:00 PM Wrist Band Night - Jones Carnival

Saturday, August 12th

Dog and Pet entries due 30 minutes before shows
9:00 AM Pet Show
9:30 AM Dog Show, South End of Fairgrounds
10:00 AM Kid Kontest at Soccer Fields
12:00 NOON Kids Pedal Tractor Pull

6:00 PM Parade - Theme - "Country Pride County Wide"
 Winners Announced
 6:55 PM Livestock - Parade of Champions
 7:15 PM *4-H Livestock Sale
 *4-H Livestock Sale Buyers Dinner - (Immediately following sale)
 Any questions concerning the sale, please contact Dennis or Danielle Garrison
 at 785.250.4802.
 7:30 PM UTV Races & Demo Derby Theatre - (No Glass Containers)
 6:00 - 10:00 PM Wrist Band Night - Jones Carnival

Overbrook Osage County Fair Board Officers

President	David Hesseltine
Honorary President	The Late Gerald Coffman
Vice-President	Tadd Goodyear
Treasurer	Marsha Goodyear
Secretary	Amanda Finch

Overbrook Osage County Fair Board Directors

Casey Babbitt	Justin DeShazer	Luke Lang
Taylor Barrington	Max Friesen (Honorary)	Paul Mohler
Jeannie Bloom	Danielle Garrison	Dale Musick
Ron Bloom (Honorary)	Doug Gerisch (Honorary)	Tim Quaney
Steve Colson	Mark Godin	Steve Reser (Honorary)
Adam Craig	Jane Goodyear	DeWayne Schoepflin
Matt Craig	Marsha Goodyear	Travis Smith
Rob Cremeen	Tadd Goodyear	Darcy Sund
Gina Cremeen	Todd Goodyear	Maurey Sund
Amanda Finch	Roger Harmon	Karl Umscheid
Eric Finch	David Hesseltine	Mindy Worthing
Kalyn Fordemwalt	Brett Karr	Ross Worthing
Angie Godin		Gary Wray

KSRE, Frontier Extension District Agents

District Director	Fran Richmond
4-H Agent	Janae McNally
Agriculture Agent	Rod Schaub
4-H Program Assistant	Jessica Flory

Department Superintendents

Carnival	Tadd Goodyear
Commercial Exhibits	Jane Goodyear
Grounds	North Osage 4-H
Veterinarian	Dr. Tom Sanders
	Overbrook

2016 TROPHY AND SALE SUPPORTERS

Apple Market
Auburn Animal Clinic
BP Gas & Convenience
Black Excavation
Brett Karr
Buzzard's Pizza
Bronoski Farms
Brookside Retirement
Community
Butel Farms, John
And Larry and Family
Carbondale Pet Clinic
Carl & Patty Richards
Casey's General Store
Citizens State Bank
Cloud Heating & Air
Community Insurance
Overbrook
Conrads Bar & Grill
Corwine Seed & Service
David Hesseltine
Delbert & Helen Ramsey
Don's Heating & Cooling
Dream Kitchen
Ed & Greta Hug
Ed & Peggy Tucker
Elston Auctions
Farm Bureau Ins.
Farm Bureau
Carbondale KS
First National Bank of
Harveyville
First Security Bank
Frank Hug & Sons Farms
Frontier Farm Credit

G & G Excavating
Gary & Shirley Wray
Gaylen & Lavon Harris
Harley Gerdes Auction
Harmon Dental
Jack & Jean Gilmore
Jan Koehler
Locust Point Gun Club
JF2 Farms -
Jackie & Fred Diver
Jacob Succi
Jo Davis
Jon & Wanda Wilhite
Kansas State Bank
L & M Construction
Mack Colt Homes
Manhattan Commission
Co.
Mike Fawl
Mike & Mary Pruitt
Mike Reser
Musick Excavating
Nelta Land
O'Bryhims Thriftway
Oleen Brothers
Osage County
Herald-Chronicle
Osage Development -
Roger Harmon
Osage Waste Disposal
Overbrook Barber Shop
Overbrook Car Wash
Overbrook Computer
Service
Overbrook Livestock
Commission Company

Overbrook Spirits
Peiman Title & Escrow
R & W Enterprises
Reser Tree Service
Rhonda Ellis
Rob & Michelle Brown
Robert Quaney
Rockin B Show Goats
Roland Rickel
S & S Oil & Propane
Santa Fe Trail Meats*
Aaron & Angelle Higbie
Senator Anthony Hensley
Skip's Thriftway
Sloop Sales
Sloop Sales & Service
Steve Patterson
Stockgrowers State Bank
Maple hill
T & A Bail Bonds
Taylor Oil
Terri Boggs
Thomas Quaney
Tony's Tire & Auto
Valleybrook Farm
Vic Robbins &
Marian Massoth
Vic's Plumbing
Visit Branson.com
Dan Horne
Wischropp Auctions
Woodbury Farms
Woodson County
Livestock Commission
- Dale Lanham
Young 4-H Family

2017 TROPHY SPONSORS

AWARDS

Grand Champion Beef	David & Karen Badger
Reserve Grand Champion Beef	Sund Farm/Doug & Barb Sund
Grand Champion Heifer	Gary & Linda Thompson
Reserve Grand Champion Heifer	Overbrook Livestock Comm Co
Special Beef Award	Fox & Worthing Families
Grand Champion Market Hog	Santa Fe Trail Meats
Reserve Grand Champion Market Hog	Galen Harris
Grand Champion Gilt	Overbrook Livestock Comm Co
Reserve Grand Champion Gilt	Corwine Ag Sales
Special Swine Award	Fox & Worthing Families
Grand Champion Market Lamb	Tadd & Marsha Goodyear
Reserve Grand Champion Market Lamb	Tadd & Marsha Goodyear
Grand Champion Ewe	Dean & Diana Supple
Reserve Grand Champion Ewe	Rob & Michelle Brown
Grand Champion Rabbit	Craig Trucking
Reserve Grand Champion Rabbit	Finch Farms
Grand Champion Poultry	
Reserve Grand Champion Poultry	
Grand Champion Hand Pet	Carbondale Pet Clinic - Dr. Teresa Tucker
Reserve Grand Champion Hand Pet	The Kennison - Brummels Family
Grand Champion Dog Obedience	Everett & Tricia Thompson
Reserve Grand Champion Dog Obedience	Everett & Tricia Thompson
Grand Champion Market Goat	Frank Hug & Sons
Reserve Grand Champion Market Goat	Dennis & Danielle Garrison
Grand Champion Breeding Goat	Rockin' B Show Goats
Reserve Grand Champion Breeding Goat	The Butel Family
Grand Champion Water Fowl	Justin DeShazer
Reserve Grand Champion Water Fowl	Justin DeShazer

BEST EXHIBITS

Clothing Buymanship	Nelta Land
Clothing Constructed	Nelta Land
Photography	Osage County Herald - Chronicle
Foods	Lavon Harris
Arts - Heritage	DeWayne Schoepflin
Arts - Visual	DeWayne Schoepflin
Woodworking	In Memory of Steve Reser
Miscellaneous	Ed & Peggy Tucker
Electricity	Russell & Stephanie Smith Electric

JUNIOR SHOWMANSHIP

Grand Champion Beef	David Hesseltine
Reserve Grand Champion Beef	David Hesseltine
Grand Champion Swine	David & Karen Badger
Reserve Grand Champion Swine	David & Karen Badger
Grand Champion Sheep	Babbitt Farms

2017 Trophy Sponsors - (Continued)

Reserve Grand Champion Sheep	Babbitt Farms
Grand Champion Bucket Calf	Gary & Shirley Wray
Reserve Grand Champion Bucket Calf	Gary & Shirley Wray.
Grand Champion Rabbit	Overbrook Thriftway
Reserve Grand Champion Rabbit	Overbrook Thriftway
Grand Champion Dog	Young 4-H Family
Grand Champion Goat	Kansas State Bank
Reserve Grand Champion Goat	Kansas State Bank

INTERMEDIATE SHOWMANSHIP

Grand Champion Beef	Overbrook Livestock Comm Co
Reserve Grand Champion Beef	Overbrook Livestock Comm Co
Grand Champion Swine	Corwine Farms
Reserve Grand Champion Swine	Corwine Seed & Service
Grand Champion Sheep	Babbitt Farms
Reserve Grand Champion Sheep	Babbitt Farms
Grand Champion Bucket Calf	Overbrook Livestock Comm Co
Reserve Grand Champion Bucket Calf	Overbrook Livestock Comm Co
Grand Champion Rabbit	Overbrook Thriftway
Reserve Grand Champion Rabbit	Overbrook Thriftway
Grand Champion Dog	Finishing Touch Bird Dog Training
Grand Champion Goat	In Memory of Mary Quaney
Reserve Grand Champion Goat	Overbrook Floral

SENIOR SHOWMANSHIP

Grand Champion Beef	Doug & Barb Sund
Reserve Grand Champion Beef	Carbondale & Overbrook Thriftway
Grand Champion Swine	Santa Fe Trail Meats
Reserve Grand Champion Swine	Santa Fe Trail Meats
Grand Champion Sheep	Brett Karr
Reserve Grand Champion Sheep	Brett Karr
Grand Champion Rabbit	Overbrook Thriftway
Reserve Grand Champion Rabbit	Overbrook Thriftway
Grand Champion Dog	Jo Davis
Grand Champion Goat	First Security Bank
Reserve Grand Champion Goat	First Security Bank

Special Poultry Awards	Heart of America Game Breeders
------------------------	--------------------------------

Overbrook General Rules

Before making entries, each exhibitor must register at the Secretary's office, where you will be given a card bearing a number which will be your exhibitor's number in making entries in the various departments. You must have this card before you make entries.

All entries should be on the grounds and entered by 11:00 A.M. on Wednesday. Exceptions are as follows: Horse, see pre-entry due date on form; Dog & Hand Pet enter 30 minutes prior to show time.

Sheep & Goats must arrive by 11:00 AM on Wednesday and fair vet must check prior to unloading Wednesday.

NO EXHIBIT MAY BE REMOVED OR DISARRANGED BEFORE 6:00 P.M. SATURDAY, AND MUST BE PICKED UP BY 9:00 P.M. SATURDAY, with the exception to livestock exhibits that can be removed after 3:00 P.M. All livestock must be removed and pens cleaned before 10:00 P.M. and before you get your premium money for livestock.

PREMIUMS WILL BE READY FOR DELIVERY AT 6 P.M. THE LAST DAY OF THE FAIR FOR ALL EXHIBITS - EXCEPTION - LIVESTOCK EXHIBITORS WILL GET THEIR PREMIUMS FROM THE LIVESTOCK SUPERINTENDENT.

All premium orders drawn on the Treasurer must be presented to the Treasurer for payment **WITHIN 10 DAYS** after the fair at Kansas State Bank - Overbrook. After that time, any premium orders which have not been presented to the Treasurer for payment will be considered donated to the Overbrook Osage County Fair Assn.

All Beef, Sheep & Swine market animals will be weighed on Wednesday starting at 12:00 NOON. All exhibitors must be present and ready to weigh animals. Animals will be weighed only one time (no re-weigh allowed) and all weighing will be finished by 1:00 PM.

IF YOUR SALE CARD IS NOT TURNED IN BY FRIDAY EVENING, 30 MINUTES FOLLOWING THE BEEF SHOW YOU CANNOT SELL YOUR ANIMAL. THERE WILL BE SIGNS POSTED AT THE BARN WITH ALL NECESSARY INFORMATION. NO EXCEPTIONS.

RATE OF GAIN CONTEST

Sponsored by Citizens State Bank of Lyndon

The contest encourages the 4-Her to measure the growth potential of their livestock. The rate of gain contest begins at the designated spring weigh in and concludes at weigh in at the Overbrook Fair. To be eligible, animals must be entered and shown in the market class.

Rate of Gain Prize Money Split

Beef - First.....	\$50.00	Second.....	\$30.00
Swine - First.....	\$25.00	Second.....	\$20.00
Sheep - First.....	\$25.00	Second.....	\$20.00
Goats - First.....	\$25.00	Second.....	\$20.00

PARADE

CO-CHAIRPERSONS: Scott Averill & Denise Hoback
Theme: "Country Pride County Wide"
Grand Marshall: Gary & Shirley Wray

PARADE RULES

- A. Registration: Entries must be received by August 1st. Mail to: Parade Chairperson/ 700 W. 7th St./ Overbrook, KS 66524; or Email to: sgaverill@hotmail.com; or Call: 785.224.3453. Designate Category and float title when registering.
- B. Schedule: Parade starts at 6:00 p.m. on Saturday. Arrive no later than 5:30 p.m. Floats will line up on Market, west of Maple.
- C. Band buses and vehicles will park south of Overbrook Thriftway grocery store and line up on Maple east of the grain elevators.
- D. No float entry will be eligible for more than one prize.
- E. There is no limit to the number of entries by an organization.

Points will be considered by judges to award prizes:

THEME PORTRAYAL:	10 points
SKIRT DESIGN & ARRANGEMENT:	20 points
COLOR THEME:	10 points
NEATNESS & ARTISTRY:	10 points

The 3 float categories are:

Most Realistic/True to Theme

First Prize	\$200.00
Second Prize	\$125.00
Third Prize	\$ 75.00

Most Humorous/Comical

First Prize	\$200.00
Second Prize	\$125.00
Third Prize	\$ 75.00

4- H Floats

First Prize	\$125.00
Second Prize	\$ 75.00

BATTLE OF THE BANDS

Saturday night there will be a HIGH SCHOOL "Battle of the Bands" contest. A panel of Celebrity Judges will make the tough call of awarding prize money to the top 5 bands. First place: \$1,500; Second place: \$1,000; Third place: \$500; Fourth place: \$300; and Fifth place: \$200.

CHILDREN'S ENTRIES

Children can walk in the parade on SATURDAY. They will follow the COLOR GUARD. Assemble at the Overbrook Clinic parking lot no later than 6:00 p.m.

All exhibits and small animals (4-H and Open Class):

BLUE \$2.00

RED \$1.50

WHITE \$1.00

Swine, Sheep, Goat, Bucket Calf

BLUE \$5.00

RED \$4.00

WHITE \$3.00

Beef & Dairy

BLUE \$7.00

RED \$6.00

WHITE \$5.00

Horse

BLUE \$4.00

RED \$3.00

WHITE \$2.50

Booths, 4-H Banners

BLUE \$20.00

RED \$15.00

WHITE \$10.00

Club Pen of Three

\$10.00

\$7.50

\$5.00

Overbrook

Open Sweepstake's Money Best Bread Product, Cake, Pie

\$5.00

KID KONTESTS

Justin DeShazer Superintendent

The Kontests will take place at the Soccer Fields. Classes broken by age; must be under 14 years of age.

Prize Money: First Place .75 Second Place .50 Third Place .25

K1 Turtle Race

K2 Tire Rolling Contest

K3 Sack Race - Bring your own sack

K4 Potato Spoon Contest

K5 25 Yard Dash (5 and under)

K6 50 Yard Dash (6-9)

K7 75 Yard Dash (10-12)

K8 75 Yard Dash (13-14)

K9 Softball Throwing Contest (6 and under, 7-10, 11-14)

K10 Tiny Tots Slow Bicycle Contest (6 and under)

K11 Bicycle Elimination Contest

K12 Bicycle Speed Contest (9 and under, 10-14)

K13 Bubble Gum Contest, open to all ages

K14 3-Legged Race (with a partner)

No entrant can win in more than two contests or win more than a total of 3 prizes.

PEDAL TRACTOR PULL

Boys and Girls will pull together

Ages 4 thru 13

Each sled operator will conduct their individual pull as fair as humanly possible without discrimination of age, sex, or race. The kids are the most important.

EVERYONE WINS!!!

- A. The contestant must be able to pedal the tractor without assistance.
- B. All contestants must wear shoes.
- C. Each class pulls on the same tractor with the same sled.
- D. The pulling tractor must stay between the lines of the pulling lanes at all times. If the tractor leaves the pulling lane, the distance will be measured from the starting line to the point of the front edge of the pan.
- E. In case of a tie, there will be a pull-of to determine the winner.
- F. Anytime the forward momentum of the tractor stops, the pull is over. This includes the foot slipping off the pedal.
- G. It is highly recommended that the sponsor not only provide an award for the winners, but also distribute some sort of participation prize (ribbons, gum, a can of pop, etc.) All of the kids are winners for trying.
- H. Sanctioned operators will provide vouchers for the first, second, and third place winners of each class which entitles the contestant to participate in the State pull.

FITTING CONTEST/CLINIC

This is an individual contest. Contestants must have livestock entered in the Overbrook Fair, but **do not have to be cattle exhibitors**. There will be three age divisions: Junior (7-9), Intermediate (10-13) and Senior (14+).

Registration will begin at 9 A.M. on Friday morning. Contestants must be registered by 9:30 A.M. on Friday morning.

Following registration, a 30 minute fitting clinic will be held. All contestants are required to attend the clinic portion in order to be able to compete in the fitting contest.

4-H
and
OPEN CLASS

GENERAL
RULES
&
CLASSES

4-H King and Queen Contest

Important Dates to Remember:

- | | |
|-------------------|---|
| July 1, 5:00 pm | Applications and essays are due from applicants, to the Extension Office. |
| July 13, 10:00 am | Running concurrently with the Fashion Revue.

King and Queen applications will be judged and interviews will be held. |
| August 9, 6:00 pm | King and Queen Ceremony
(show arena) |

The 4-H Clubs below are scheduled to cleanup the designated livestock areas in preparation for the next 4-H Show or Activity.

Osage City Fair

Burlingame 4-H	Pavilion after Beef show
Willing Workers 4-H	Pavilion after Goat and Sheep show
Lyndon Leaders 4-H	Pavilion after the Swine show

Overbrook Fair

Vassar Blue Ribbon 4-H	Show Area after Swine show
North Osage 4-H	Show Area after Sheep show
Melvern Jr. Highline 4-H	Show Area after Beef show

RULES AND REGULATIONS

Rule 1 - General Rules

- A. The management of the Melvern, Osage City and Overbrook Fair Associations hereby reserves the right to postpone the fair for any cause whatsoever deemed necessary for the good of all parties concerned.
- B. In no event will the Melvern, Osage City or Overbrook Fair Association or its officers, directors or members be held responsible for any loss or damage to the property or person of exhibitors or other persons while on the Fairgrounds, whether said loss or damage shall arise from an accident or any cause whatsoever. All diligence will be used by the officers of the association to prevent any loss or mishap.
- C. Before making entries, each exhibitor must register at the Secretary's office, where you will be given a card bearing a number which will be your exhibitor's number in making entries in the various departments. You must have this card before you make entries.
- D. All departments will be guided by special rules pertaining to their departments.
- E. Any person who violates any of the following special rules will forfeit all privileges and premiums and be subject to such penalties as the board of directors may order.
- F. Age of 4-H'er is determined as of January 1 of the current year.
- G. Cloverbud exhibitors will receive a ribbon – no premium.

Rule 2 - Entry Requirements

- A. **ALL 4-H/FFA EXHIBITORS MUST BE OSAGE COUNTY 4-H OR FFA MEMBERS.**
- B. Out of county 4-H/FFA members can exhibit in open classes.
- C. All articles and animals must be entered with the superintendents of the various departments in the name of the owner.
- D. No animal or article will be entered in more than one department or compete for more than one premium.
- E. **Open Class exhibitors must own their own livestock and it may not be shown in any 4-H class.**

Rule 3 - Liability of Exhibitor

- A. All property entered for competition, display or any other purpose shall be subject to the control of the management.
- B. In no case shall the fairboards be held responsible for any loss, damage, accident, or injury from any causes of people or animals, disease included, while they or their property are on the grounds. If exhibitors desire protection, they must make their own arrangements for insurance.

Rule 4 - Exhibits

- A. **4-H exhibits must show in 4-H classes listed in this fairbook. NO 4-H classes will be added at the fair.**
- B. 4-H Club members can enter their 4-H Club exhibits only in their own class. If they wish to enter in the Open Class, it is necessary that they exhibit other than what they have entered in their 4-H Department.
- C. All agricultural, horticultural and floral exhibits must be grown by the exhibitor.
- D. If it be ascertained that any exhibitor or exhibitors family has in an inappropriate manner taken exception to the judgement rulings of an awarding committee, judge or any of the fair officials, the board of directors can expel said exhibitor so offending, from competition or exhibiting on the grounds until he has made proper apology and been reinstated.
- E. If it is found that an exhibitor has made any false statement in regards to any animal or article or if he interferes with the judges performance of their duties, he/she will be excluded from competing.
- F. 4-H exhibitors will follow the Kansas 4-H Code of Conduct printed in the fairbook.

Rule 5 - Removal of Objectionable Exhibits and Displays

- A. The management reserves the right to remove from the grounds any exhibit, animal, concession or show that may be falsely entered, or may have a sign, banner or advertising matter which may be deemed unsuitable or objectionable by them removed without assigning a reason therefore and if necessary return any money already paid for space or stalls, which will exonerate them from any claim on part of an exhibitor.

Rule 6 - Commercial Exhibits

- A. No person or persons will be permitted to distribute advertising matter on the fairgrounds except from their place of business or exhibit space. The tacking or posting of other advertisements, bills or cards, other than within the space occupied by the exhibit is strictly prohibited. The distribution of hand bills, fliers and heralds will not be permitted under any circumstances. Anyone violating this rule is liable to a fine or expulsion from the fairgrounds. Begging, soliciting, and unauthorized signing or public speaking is positively prohibited.
- B. No claim for injury to any person or property shall be asserted nor suit instituted against the Fairboards on behalf of any person, firm or corporation having a license to exhibit on the grounds.
- C. If any damage, loss, or injury of property shall be caused by reason of neglect of willful act of any person, firm, or corporation having license privilege to exhibit on fair grounds, the Fairboards shall not be responsible therefore, and in case it be

subjected to any expense or liability, all persons causing same shall identify the association.

- D. The sale of alcohol and games of chance are strictly forbidden.
- E. Any official of the Fairboards will have access to the premises of any exhibitor or concessionaire at any or all times.
- F. Any merchant who wishes to show his/her merchandise at the Fair will be charged the regular fee.

Rule 7 - Copyright Laws

Copyright Laws: Exhibitors should avoid using copyrighted materials whenever possible by originating his/her own work. Exhibitors should use with caution a copyrighted and/or trademarked product or service (a brand name, label or product). The intent of using the copyright or trademark materials for educational purposes such as an exhibit, educational poster/display or public presentation is acceptable under the "Fair Use" (legal use) provision. "Fair Use" is a provision of the current copyright law that allows reproduction without payment or permission of limited portions of a copyrighted work for educational and other public interest purposes. Regardless of the "Fair Use" provision, the inference that a specific name brand product is good or bad inherently or through comparison must be done cautiously, using acceptable research/comparison methods and have a disclaimer that the conclusions are those of the participant and not those of K-State Research and Extension. A copyright and trademark are legal methods used by writers, artists, corporations and others to protect their original work. Protected items may range from books to music, or logos to computer graphics. Copyrighted and/or trademarked materials used in banners, displays, demonstrations, posters or other activities for endorsement or promotion instead of educational purposes will be disqualified and will not be displayed or receive ribbons or premium. The use and inclusion of specific brand names for educational purposes does not imply endorsement or refusal by the Department of 4-H Youth Development, Kansas State University Agriculture Experiment Station and Cooperative Extension Service, the State of Kansas or the Osage County Fairboards.

Rule 8 - Premiums and Awards

- A. No animal or article deemed unworthy will be awarded a premium. In case there is no competition by another exhibitor, only one prize may be awarded and this will be determined by the judge on merit and over his signature. No exhibitor will be paid more than two money prizes in the individual classes.
- B. Premiums will be paid out by placing: **BLUE, RED, WHITE**. Champions will receive Purple Ribbons and Reserve Champions a Pink Ribbon.

Rule 9 - Accessibility Information

- A. 4-H Youth Development and K-State Research and Extension are committed to making their services, activities, and programs accessible to all participants. If you have special requirements because of physical, mental, learning, vision, hearing or other impairment, please contact the Frontier Extension District office.

Explanation of Ribbon System
All 4-H, FFA & Boy Scouts Departments are judged
on DANISH System.

- A. All exhibits receive a ribbon and are judged in comparison with an ideal standard, not each other.
- B. Exhibits are placed in 4 ribbon groups. **PURPLE**-outstanding on all standards. **BLUE**-exceeds the minimum standard, may have minor flaws where improvement can be made. **RED**-meets all minimum standards, may be visible signs of needed improvements. **WHITE**- fails to meet minimum standards.

All Open Class Departments are judged on the AMERICAN System.

- A. Not all exhibits may receive a ribbon.
- B. Exhibits are ranked 1-2-3, etc. with a different colored ribbon for each placing and are compared to each other. Exhibits not receiving a colored ribbon placing may receive a participant ribbon.

Herdsmanship Award

Beef, Dairy, Goats, Poultry, Rabbits, Sheep & Swine

Sponsored by: Osage County Farm Bureau Association

The Osage County Farm Bureau Association would like to present a \$50.00 savings bond to a 4-H Livestock participant at each fair.

We would like each livestock superintendent to pick someone from their respective area (Beef, Dairy, Goats, Poultry, Rabbits, Sheep and Swine). The individual 4-H'er should take care of their animals and exhibit humane treatment for all livestock and pets. Once all superintendents have picked a representative from their area, they need to write the 4-H'ers name down on a piece of paper and give it to the Fair's General Livestock Superintendent. Once all entries have been collected, the General Livestock Superintendent would put all of the names in a hat and draw one of them out to receive the Savings Bond for that fair. It is felt that this is the fairest way to give all livestock entries the same chance of receiving the Savings Bond at each of the County Fairs.

4-H LIVESTOCK SALE

Osage City

Amanda Croucher

Overbrook

Dennis & Danielle Garrison & Idonna Corwine

- 1. **MARKET LIVESTOCK NOT MEETING MINIMUM WEIGHT ARE NOT ELIGIBLE FOR THE GRAND DRIVE.**
- 2. There will be a floor price put on all livestock to be sold.
- 3. There will be no weight limits to show in the fair.
- 4. The weight of steers must be 1,000 pounds to sell in the sale. **The steers will have a 3% shrink.**
- 5. There will be no shrink in Hogs, Sheep or Goats.
- 6. The weight of hogs must be 230 pounds to sell in the sale.
- 7. The weight of lambs must be 90 pounds to sell in the sale.
- 8. The weight of goats must be 50 pounds to sell in the sale.
- 9. Market animals will not be allowed to re-weigh once they have checked in and been weighed.

10. The sale committee has the final decision of any questions that may be brought before them.
11. In order to be eligible to sell you must have shown your animal and be present to sell.
12. Only one animal per exhibitor may be sold at the sale.
13. All of the Grand Champion and Reserve Grand Champion Market animals are required to sell. If a 4-H exhibitor has 3 or more Grand Champions and/or Reserve Grand Champions, in any combination the 4-Her has the choice of which 2 animals to sell. (limit 2 animals to sell.)
14. All animals must have slaughter weight, conformation, quality and finish to sell in the 4-H Livestock sale. Sale manager's decision is final.

4-H and Open Livestock Rules

Osage City	Jeff Pearson
Overbrook	Dennis Garrison

1. No exhibitor may show more than two animals in any one class.
2. Exhibitors are required to provide their own bedding and clean their stall at the close of the Fair.

3. TAGGING INFORMATION -

Market and Breeding Division Deadlines

Market Divisions

Market Beef	Steers and Heifers	Tagged by April 1
Market Swine	Barrows and Gilts	Tagged by May 15
Market Sheep	Wethers and Ewes	Tagged by May 15
Market Goat	Wethers and Does	Tagged by May 15

Breeding Divisions

Breeding Beef and Dairy	Heifers	Tagged by May 15
Breeding Swine	Gilts	Tagged by May 15
Breeding Sheep	Ewes	Tagged by May 15
Breeding Goats and Dairy	Does	Tagged by May 15

Breeding Livestock: To show in a BREED class the female does not need to be registered. ALL BREEDING LIVESTOCK MUST BE TAGGED BY THE ABOVE DATES!!!!

Tagging deadlines for State Shows will remain the same as in the past, as dictated by the State 4-H Department.

EAR-TAG IDENTIFICATION: All market animals and breeding animals (beef, dairy, swine, goat, sheep) must be properly identified with the Kansas 4-H ear tag by dates

shown above. No retagging will be done at the fairs. **It is the responsibility of the 4-H member to have lost ear tags replaced prior to the fair.**

All market and breeding sheep and goats must be identified with an official USDA premise scrapie ID tag.

4. **Breeding Livestock Divisions**

DAIRY and BEEF CATTLE

All dairy and beef heifers must be owned and tagged in the exhibitor's name no later than May 15 of current year.

SWINE

Breeding Swine - Entries must be owned and tagged in the exhibitor's name no later than May 15 of the current year. Gilts must be farrowed on or after January 1 of the current year.

SHEEP

Breeding Ewes: All ewes must be owned and tagged in the exhibitor's name no later than May 15 of the current year. All sheep must be identified with an official USDA premise scrapie ID tag.

DAIRY and MEAT GOATS

Breeding Females: All does must be owned and tagged in the exhibitor's name no later than May 15 of the current year. All goats must be identified with an official USDA premise scrapie ID tag.

See more details under each species information

5. In all breeding and market species, each animal must be identified with an approved 4-H/FFA ear tag, by breed, and in a single exhibitor's name.
6. **BREED SIZE:** Three (3) head of any breed shall constitute a division. However, the Superintendent has the discretion to allow a division of less than 3 head of a breed. Any breed with less than the number to constitute a breed division as determined by the superintendent will be shown in the All Other Breeds (AOB) division. If there are less than three (3) head in the AOB division, the superintendent will decide whether to show the animals as an AOB division or enter them in the Crossbred division.
7. **GROOMING:** Each exhibitor must groom his or her own animal and may use only the assistance of an immediate family member (mother, father, legal guardian, brother or sister) or of another 4-H or FFA member who is an exhibitor at the show. This rule will be strictly enforced and any exhibitor violating it will have their animal in question eliminated from competition.

8. **SHOWING OF ANIMALS:** Exhibitors must accompany their animals, care for them and be present to exhibit their entries. If an exhibitor has two animals in the same class another exhibitor may assist by showing that animal.
9. Exhibitors must show their own animals unless at school or have an uncontrollable absence. Summer sports and vacations are not considered uncontrollable absences.
10. **Animals previously sold at county, state or regional shows are not eligible for entry in this show.**
11. **NOTE** - If youth are members of both 4-H and FFA, each individual animal must be declared as either 4-H or FFA and entered and shown that way. Youth can have a 4-H livestock project and an FFA livestock project they just can't use the same animal for both 4-H and FFA. Also, these youth's projects (combined 4-H and FFA) will be limited to two head per class, per breed.
12. Handling of animals: All animals will be handled in a humane manner in accordance with accepted animal husbandry practices.
13. Out of county 4-H and FFA livestock projects will be shown in open class and not be allowed to sell.
14. While in the show ring, exhibitors are **NOT ALLOWED** to wear clothing with any livestock or breeder advertisement. Attire must be appropriate for showing livestock.
15. **SHOWMANSHIP:** Livestock used for showmanship must be owned and tagged in the 4-H/FFA exhibitors name by the stated tagging deadline.
16. **OFFICIAL ANNOUNCEMENTS AT SHOW:** Sometimes it is necessary to make a change in the Show which involves a rule change. In such cases, official announcements will be made. These announcements take precedence over written policy or procedures.
17. **EMERGENCIES WHICH MAY AFFECT ARRIVAL TIME AT THE SHOW:** In the event of an emergency which could make entries late, the exhibitor or parent must call the Fair Livestock Superintendent and get clearance for a late check-in.
18. **WITHDRAWAL TIMES FOR DRUGS, GROWTH PROMOTANTS, AND OTHER APPROVED MATERIALS:** Exhibitors, their parents, leaders and instructors have a serious responsibility to use animal health products, growth promotants and any other approved materials with great care, only when needed and in correct amounts. Approved withdrawal times are set and must be followed to assure that meat customers receive wholesome food. A **Drug Withdrawal Certificate**

(available at check-in time at the fair) will be provided and must be completed at check in. Market livestock will not be allowed to show or sell without a completed certificate signed by the exhibitor and parent or guardian. The withdrawal date for medications and legal drugs will be the date of animal check-in. If any analysis shows the presence of any amount of a diuretic, unapproved or illegal drug, or a legal medication not meeting the withdrawal time as of the animal check-in date of the show, the exhibitor of the animal will forfeit all prizes and premiums.

The Fair Association shall be entitled to disqualify an exhibitor whose animal tests positive for any drug even if the exhibitor and the exhibitor's parents or guardians are innocent of any wrongdoing and did not administer the drug. The analysis of the testing laboratory shall be final and conclusive without recourse against the Fair Association or any officer, or employee thereof, or any laboratory. The exhibitor waives any right of action which he/she might have for any action taken under this rule, and releases the Fair Association and the laboratory from any and all claims or demands whatsoever in connection with the inspection or testing of any such animal or ruling or action taken by reason of the conclusion of such testing laboratory. As breeding animals are not entering the food chain, the USDA Wholesome Meat Act does not apply.

19. **NO PREMIUM PAID ON CONDEMNED CARCASS:** The Executive Committee (for the Show) will allow NO PREMIUM TO BE PAID to any exhibitor of a market animal whose carcass is condemned by an official inspector because of any unethical practice such as giving by mouth or injection of any prohibited medication or the physical alteration of such carcass.

The exhibitor will forfeit all auction proceeds and receive no money from the condemned carcass. The class placing will not change.

20. Exhibitors will be required to keep their places and stalls in a clean condition to be eligible for the \$50 Savings Bond from Farm Bureau.
21. **Open Class exhibitors must own their own livestock and it may not be shown in any 4-H class.**
22. Any livestock entered in the fair may be used in the Livestock Judging Contest while the animal is at the fair.
22. **MELVERN ONLY -** Our goal is to get back to a more natural livestock animal. Therefore, this year's Beef and Bucket Calf Show will be exhibited as a No Fit Show at the Melvern Sunflower Days 4-H/FFA Livestock Show. This means that no adhesives, hair spray, color agents, paints or dyes will be allowed. Please show respect for the rules and refrain from bringing and using the above items.

Exhibitors using unacceptable items will be automatically disqualified and will not receive awards or premiums.

Items of acceptance will be Zoom Bloom, Show Sheen, pink oil, revive, double dip, or non-colored styling mousse.

Health Requirements

1. No health papers will be required.
2. A local veterinarian will be present to inspect all animals to see that there is no evidence of contagious or infectious disease.
3. Animals will be inspected at the time of unloading or shortly thereafter. Sheep and Goats cannot unload until they have been inspected by the vet.
4. Animals showing signs or symptoms of contagious diseases like active lesions of ring worm, sore mouth, multiple warts visible without examination, or infected with mange, will not be permitted to exhibit.
5. Any oral or injected medication must be given in the presence of a Veterinarian or Departmental Livestock Superintendent.

BEEF DIVISION

Osage City Amanda Croucher, Josie Bosse **Grace Croucher, Jr. Asst.**
Overbrook Mindy Worthing **Bailey Corwine & Dalton Hook, Jr. Assts.**

(Breed abbreviation must be part of class number)

A=Angus, H=Hereford, SH=Shorthorn, L=Limousin, SM=Simmental, G=Gelbvieh, SA=Salers, MA=Maine Anjou, CA=Chianina, AOB=All other breeds, COM=Commercial.

BEEF HEIFERS (4-H & FFA)

All breeding heifers must have been tagged on or before May 15 of the current year, and have been identified by official 4-H/FFA beef ear tag and breed.

- Class 1000 Junior Heifer Calves, calved after Jan. 1, current year.
Class 1001 Senior Heifer Calves, calved Sept.1-Dec. 31, previous year.
Class 1002 Summer Yearling Heifers, calved May 1-Aug. 31, previous year.
Class 1003 Junior Yearling Heifers, calved Jan 1-April 30, previous year.
Class 1004 Senior Yearling Heifers (born September 1 to December 31, 2 years previous)
Class 1005 Cow/Calf Pairs

BEEF SHOWMANSHIP (4-H & FFA)

- Class 1050 Senior Showmanship, Age 14 & up
Class 1051 Intermediate Showmanship, Age 11 to 13
Class 1052 Junior Showmanship, Age 7 to 10

MARKET BEEF – STEERS OR HEIFERS (4-H & FFA)

All market beef must have been tagged and identified by an official electronic 4-H/FFA ear tag number and breed by the April 1 deadline.

1. Classes will be divided by weight if the number justifies. Decision will be made by Beef Superintendent.
2. Market heifers will be shown by weight and will be shown in the Grand Drive along with the steer breed champions. A Grand and Reserve Grand Market animal will be selected from the steer breed champions/reserve and market heifer class champions/reserves.
3. Market Steers will be shown by breed or as AOB if not a crossbreed.
4. Must weigh 1000 pounds to sell.

Class 1080 Market Beef

Class 1081 Club Pen of Three (Overbrook only)

OPEN CLASS BREEDING BEEF

(See breeds previously listed in 4-H classes)

Class 1090 Bull Calf, Junior or Senior

Class 1091 Bull, one year & older

Class 1092 Heifer Calf, Junior or Senior

Class 1093 Heifer, 1 year old & under 3 years old

Class 1094 Cow, 3 years & older

Class 1095 Open Adult Showmanship (Overbrook only)

Champion and Reserve Champion ribbons will be awarded if quality warrants.

DAIRY DIVISION

Osage City Amanda Croucher, Josie Bosse

Royce Cowan, Jr. Asst.

Overbrook Danielle Garrison

(Breed abbreviations must be part of the class number)

HO=Holstein, JE=Jersey, BS=Brown Swiss, MS=Milking Shorthorn, AS= Ayrshire,

AOB= All Other Breeds

DAIRY HEIFERS (4-H & FFA)

All dairy heifers must have been tagged on or before May 15 of the current year, and have been identified by official 4-H/FFA beef ear tag and by breed.

Class 1101 Junior Calf, born March 1 to May 15, current year

Class 1102 Intermediate Calf, born December 1, previous year, to February 28, current year

Class 1103 Senior Calf, born September 1 to November 30, previous year

- Class 1104 Summer Yearling Heifer, born June 1 to August 31, previous year
- Class 1105 Junior Yearling Heifer, born March 1 to May 31, previous year
- Class 1106 Winter Yearling Heifer, born December 1, two years previous to February 28, previous year
- Class 1107 Senior Yearling Heifer, born September 1 to November 30, two years previous
- Class 1108 Dry Cow, any age
- Class 1109 Cow in production, any age

DAIRY SHOWMANSHIP (4-H & FFA)

- Class 1120 Senior Showmanship, 4-H/FFA Age 13 & up
- Class 1121 Junior Showmanship, 4-H/FFA Age 7 - 12

OPEN CLASS DAIRY

(Follow the same breeds and ages of the 4-H classes.) No showmanship.

4-H/OPEN CLASS BUCKET CALF DIVISION

Osage City Amanda Croucher, Josie Bosse
Overbrook Danielle Garrison

1. A bucket calf is defined as an orphan or newborn calf, male or female dairy, beef or cross, fed on bucket or bottle.
2. There will be one age class for calves, January 1 to May 1, of current year.
3. Conference judging will be held. The judging will be as follows: 1) 50% on the child's knowledge. 2) 50% on health, cleanliness and general appearance of the calf (hair, coat, etc.)
4. All male bucket calves must be castrated.
5. Youth **CAN NOT SHOW** in both 4-H and Open Class.
6. Youth must own their own bucket calf.

- Class 1250 Junior Bucket Calf: 4-H'ers age 7-9 years
- Class 1251 Senior Bucket Calf: 4-H'ers age 10-12 years
- Class 1252 Bucket Calf-Open Class, 12 years old & younger & non 4-Her

SHEEP DIVISION

Osage City Sally Wilk **AKaylee Prunty Jr. Asst.**
Overbrook MaKenzie Granger **Avery Mead, Jr. Asst.**

(Breed abbreviations must be part of the class number)

DO=Dorset, HA=Hampshire, SU=Suffolk, CR=Crossbreds, AOB=All Other Breeds

1. All sheep will be slick shorn prior to arrival at the fair.
2. The fair management will provide trained personnel (local veterinarian) to determine presence or absence of fungal lesions.

3. Any and all sheep with evidence of fungal lesions shall be taken home, isolated from other animals and restricted to that farm of origin until all lesions are healed. Non-lesioned sheep transported on the same vehicle with infected animals shall be denied entrance to the fair.
4. **During the judges' inspection or handling, all four feet of the animals are to be in contact with the ground.**
5. **All sheep must be identified with an official USDA scrapie premise ID tag.**

BREEDING SHEEP (4-H & FFA)

All breeding ewes must have been tagged on or before May 15 of the current year, and have been identified by official 4-H/FFA sheep ear tag and by breed.

- Class 1300 Ewe Lambs, under one year old
- Class 1301 Yearling Ewes, one year old and older
- Class 1302 Aged Ewes, 2 years old and older
- Class 1303 Ram Lambs, under one year

SHEEP SHOWMANSHIP (4-H & FFA)

- Class 1325 Senior Showmanship, Age 14 & up
- Class 1326 Intermediate Showmanship, Age 11-13
- Class 1327 Junior Showmanship, Age 7-10

MARKET LAMB (4-H & FFA)

1. All fat lambs must weigh a minimum of 90 pounds to sell.
2. Market lambs can be wethers or ewes. Ewe's can not be shown in both breeding and market classes. All market lambs must have been tagged and identified by an official electronic 4-H/FFA sheep ear tag number and breed by the May 15 deadline.

- Class 1330 Market Lambs
- Class 1331 Club Pen of Three (Overbrook only)

OPEN CLASS BREEDING SHEEP

(See breeds previously listed in 4-H classes)

- Class 1340 Ram, one year old and older
- Class 1341 Ram Lamb, under one year
- Class 1342 Ewe Lamb, under one year old
- Class 1343 Yearling Ewe, Over 1 year old
- Class 1344 Aged Ewe, 2 years old and over
- Class 1345 Open Adult Showmanship (Overbrook only)

Champion and Reserve Champion ram and ewe ribbons will be awarded if quality warrants.

SWINE DIVISION

Osage City Chris Croucher Grace & Garrett Croucher, Jr. Assts.
Overbrook Matt & Mitch Corwine

(Breed abbreviations must be part of the class number)

CW=Chester White, DU=Duroc, HA=Hampshire, PC=Poland China,
SP=Spot, YK=York, AOB=All Other Breeds, CR=Crossbreed

BREEDING SWINE (4-H & FFA)

All breeding gilts must have been tagged on or before May 15 of the current year, and have been identified by official 4-H/FFA swine ear tag and breed.

Breed classes will be offered and will be broken by age if numbers warrant it.

Class 1400 Farrowed, January 1 - January 31 - current year
Class 1401 Farrowed, February 1 - February 28 - current year
Class 1402 Farrowed, March 1 - March 31 - current year

SWINE SHOWMANSHIP (4-H & FFA)

Class 1425 Senior Showmanship, Age 14 & over
Class 1426 Intermediate Showmanship, Age 11-13
Class 1427 Junior Showmanship, Age 7-10

MARKET HOGS (4-H & FFA)

1. Each animal must weigh a minimum of 230 pounds to sell.
2. Market hogs must be gilts or barrows. Gilts can not be shown in both breeding and market classes.
3. Barrows must be physically castrated.

All market hogs must have been tagged and identified by an official electronic 4-H/FFA swine ear tag number and breed by the May 15 deadline.

Class 1430 Market Hogs
Class 1431 Club Pen of Three (Overbrook only)

OPEN CLASS BREEDING SWINE

(See breed classes listed previously in 4-H classes)

Class 1432 Jan. and Feb. Boar of current year
Class 1433 March Boar of current year
Class 1434 Jan. and Feb. Gilt of current year
Class 1435 March Gilt of current year
Class 1436 Open Adult Showmanship (Overbrook only)

Ribbons will be awarded for Class 1436

Champion and Reserve Champion ribbons will be awarded for gilt and boar in each class if quality warrants.

DAIRY GOAT DIVISION

Osage City Jim & Marilyn Wallace

Garrett Croucher & Kilene Tate,
Jr. Assts.

Overbrook

1. Entries will be placed in classes by age with the day of judging being the base date.
2. Each exhibitor is limited to two dairy goats per class and six head total.
3. Only does are allowed to show.
4. Exhibitors are requested to be appropriately dressed (preferably in white) when showing animals.
5. Meat goats cannot be shown in dairy goat classes.
6. **All goats must be identified with an official USDA premise ID tag (scrapie tag).** Goats will be inspected for clinical signs of disease.

DAIRY GOAT SHOWMANSHIP (4-H & FFA)

- Class 1500 Senior Showmanship, Age 14 & over
Class 1501 Intermediate Showmanship, Age 11 to 13
Class 1502 Junior Showmanship, Age 7-10

DAIRY GOATS (4-H & FFA)

Dairy goat breeds: Alpine, LaMancha, Nubian, Oberhasli, Saanen, Toggenburg, and all other breeds.

All dairy goat females must have been tagged on or before May 15 of the current year, and have been identified by official 4-H/FFA goat ear tag and breed.

- Class 1510 Junior Doe, birth date to April 1 of current year
Class 1511 Junior Doe, birth date from March 1 to March 31
Class 1512 Junior Doe, birth date from September 16, 2 years previous to September 16 previous year (dry yearling)
Class 1513 Senior Doe, 2 years and under in milk or previously freshened
Class 1514 Senior Doe, 3 years in milk or previously freshened
Class 1515 Senior Doe, 4 years in milk or previously freshened
Class 1516 Senior Doe, 5 years in milk or previously freshened

OPEN CLASS DAIRY GOATS

(Follow the same breeds and ages of the 4-H classes.) No showmanship.

MARKET MEAT GOATS

Osage City Jim & Marilyn Wallace

Garrett Croucher & Kilene Tate,
Jr. Assts.

Market Goats are eligible for the Premium Sale. Meat goats are goats bred for meat purposes. Does or wethers of any breed will be judged on merits for meat purposes.

1. Market goats will be weighed with the sheep. Meat goats must weigh 50 pounds to be eligible for Grand and Reserve Grand and to sell in the premium sale. There will be an underweight class, but those animals are not eligible for Grand Champion, nor will they make the sale.
2. Market meat goats must be meat-type goats (Boer, Spanish, Myotonic, Pygmy, Kiko, San Clemente, Dairy Breeds males only, or a cross with one of these breed types).
3. Goats must have milk teeth in place at the time of the fair weigh-in. Market goats must be less than one year of age.
4. All goats are required to have horns tipped (not less than the diameter of a dime at the end). No sharp points allowed. No tipping of the horns on the fairgrounds. (Dehorning prior to the fair is acceptable).
5. Goats shall be exhibited with a clean hair coat. Animals may be shown with the natural hair coat or sheared with no clipper marks present. Hooves should be clean and properly trimmed.
6. **All goats must be identified with an official USDA premise ID tag (scrapie tag).** Goats will be inspected for clinical signs of disease.
7. Goats must be shown with all four feet on the ground. Exhibitors may use a collar, a collar with a short lead, or a halter when showing. Medium/3mm or smaller pinch collars will be allowed. Exhibitors can only briefly touch their animal with their hands to position legs or head.
8. Meat goats shown in meat classes, cannot be shown in dairy classes and vice versa. Also, a doe shown in the market meat goat class cannot be shown in the breeding meat goat classes.
9. Identification: All market meat goats must be tagged on or before May 15 of the current year with an official 4-H/FFA goat EID tag in the exhibitors name.
10. Meat goats will be judged by weight classes only.

MARKET MEAT GOATS (4-H & FFA)

All market meat goats must have been tagged and identified by an official electronic 4-H/FFA goat ear tag number and breed by the May 15 deadline.

Class 1520 Meat Goat under 50 pounds

Class 1521 Meat Goat 50 pounds or heavier

MEAT GOAT SHOWMANSHIP (4-H & FFA)

Class 1530 Senior Showmanship, Ages 14 & Over

Class 1531 Intermediate Showmanship, Ages 11-13

Class 1532 Junior Showmanship, Ages 7-10

BREEDING MEAT GOATS

Breeding meat goats must be meat-type goats (Boer(B), Spanish(SP), Myotonic(MY), Pygmy(P), Kiko(K), San Clemente(SC), Crossbreed (CR), Nigerian Dwarf(ND), or AOB

1. All goats are required to have horns tipped (not less than the diameter of a dime at the end). No sharp points allowed. No tipping of the horns on the fairgrounds. (Dehorning prior to the fair is acceptable).

2. Goats shall be exhibited with a clean hair coat. Animals may be shown with the natural hair coat or sheared with no clipper marks present. Hooves should be clean and properly trimmed.
3. All goats must be identified with an official USDA premise ID tag (scrapie tag). Goats will be inspected for clinical signs of disease.
4. Meat goats are to be shown with a collar, lead, chain, halter or hand under the jaw.
5. Exhibitors will not lift front legs of the goat off the ground during examination by the judge.
6. Meat goats shown in meat classes, cannot be shown in dairy classes and vice versa. Also, a doe shown in the market meat goat class cannot be shown in the breeding meat goat classes.
7. No billys allowed on the fair grounds.
8. No more than two breeding goats per class, per breed can be shown by a 4-Her.
9. Breeding meat goats will be shown by breed and by age.

BREEDING MEAT GOATS (4-H & FFA)

All breeding meat goat females must have been tagged on or before May 15 of the current year, and have been identified by official 4-H/FFA goat ear tag and breed.

- | | |
|------------|-------------------------------------|
| Class 1540 | Doe Kids – 4 to 6 months |
| Class 1541 | Doe Kids – 7 to 9 months |
| Class 1542 | Doe Kids – 10 to 12 months |
| Class 1543 | Yearling Does – 12 to 24 months |
| Class 1544 | Two year old Does – 24 to 36 months |
| Class 1545 | Aged Does – over 36 months |

OPEN CLASS BREEDING MEAT GOATS

(Follow the same breeds and ages of the 4-H classes.) No showmanship.

POULTRY DIVISION

Osage City Royce Cowan
Overbrook

Royce Cowan, Jr. Asst.

1. All chickens and turkeys must be tested within 90 days of state show. For more information about the blood testing requirements, consult *“Information about Disease Testing Requirements for Poultry and Gamebirds in Kansas”* by Scott Beyer, available from the Extension Office.
2. Each member may exhibit one pen per breed per class or two single entries per breed per class, with a maximum of 12 birds total. It is required that poultry be banded to insure proper identification.
3. Judging of classes will be done primarily on the basis of exhibition qualities as described in *“The American Standard of Perfection”*

POULTRY (4-H & FFA)

- | | |
|------------|--|
| Class 1600 | Standard Breeds - Large Fowl - Young -1 bird of either sex |
|------------|--|

- Class 1601 Standard Breeds - Large Fowl - Old - 1 bird of either sex
- Class 1602 Standard Breeds - Bantams - Young - 1 bird of either sex
- Class 1603 Standard Breeds - Bantams – Old - 1 bird of either sex
- Class 1604 Production Pullets - Pen, 3 Standardbred, Cross or Strain cross pullets to be judged on egg production qualities
- Class 1605 Production Hens - Pen, 3 Standardbred, Cross or Strain cross pullets to be judged on egg production qualities
- Class 1606 Dual Purpose Pullets - Pen of 3, such as Rhode Island Reds, New Hampshire, Plymouth Rocks, etc.
- Class 1607 Dual Purpose Hens - Pen of 3, such as Rhode Island Reds, New Hampshire, Plymouth Rocks, etc.
- Class 1608 Meat-type Chickens, Pen, 3 Standardbred, Crossbred or Strain cross birds of the same sex to be judged on meat production qualities only.
- Class 1609 Turkeys, all breeds - 1 bird of either sex
- Class 1610 Ducks, Call or Bantam all breeds - 1 bird of either sex
- Class 1611 Geese, all breeds - 1 bird of either sex

POULTRY SHOWMANSHIP (4-H & FFA)

- Class 1615 Senior Showmanship, Ages 13 & Over
- Class 1616 Junior Showmanship, Ages 7-12

OPEN CLASS POULTRY

1. Birds showing signs and symptoms of disease will not be allowed to show. Birds classed as follows: Cock - Male, 1 year or over, Cockerel - male, under 1 year old Hen - Female, 1 year or over, Pullet - Female, under 1 year old. **IF POSSIBLE BRING YOUR OWN CAGE.**

- Class 1620 Standard Breeds - Large Fowl - Young - 1 bird either sex
- Class 1621 Standard Breeds - Large Fowl - Old - 1 bird of either sex
- Class 1622 Standard Breeds - Bantams - Young - 1 bird either sex
- Class 1623 Standard Breeds - Bantams - Old - 1 bird either sex
- Class 1624 Production Pullets - Pen, 3 Standardbred, Crossbred or Strain cross to be judged on egg production qualities.
- Class 1625 Production Hens - Pen, 3 Standardbred, Crossbred or Strain cross to be judged on egg production qualities.
- Class 1626 Dual Purpose Pullets; Pen of 3. Such as Rhode Island Reds, New Hampshire, Plymouth Rocks, etc.
- Class 1627 Dual Purpose Hens; Pen of 3. Such as Rhode Island Reds, New Hampshire, Plymouth Rocks, etc.
- Class 1628 Geese 1 bird either sex
- Class 1629 Guineaas 1 bird either sex
- Class 1630 Duck 1 bird either sex
- Class 1631 Turkey 1 bird either sex
- Class 1632 All other fowl

RABBIT DIVISION

Osage City Jenny Tate, Royce Cowan
Overbrook

AKaylee Prunty, Jr. Asst.

1. Only those rabbits receiving a blue ribbon or better in a county show may be entered in the State Fair. A different animal than the one exhibited at the county fair may be shown at the State Fair; provided the quality is equal to the one exhibited at the County level; it has been carried in the same project phase; and is the same breed, variety and class. Any rabbit shown must have been owned by the 4-H'er by June 15 of the current year. **4-Hers can NOT take rabbits to or from the judging table at the State Fair.**
2. Each rabbit must be legibly and permanently tattooed in its left ear for identification. Tattoo is required for State Fair also.
3. Each exhibitor may bring NO more than 18 different rabbits. However, only two entries per class, per variety, per breed may be shown. This does NOT include meat pen.
4. There will be no cross breed classes.
5. All rabbits will be divided into classes by ages and judged according to their breed standard as listed in the American Rabbit Breeders Association (ARBA) "Standard of Perfection." Only breeds recognized by ARBA may be shown.
6. 4-Hers must be present to show their rabbit.
7. Rabbits shown in 4-H can not be shown in Open Class and Open Class can not be shown in 4-H.
 - A. **Pre-Junior** - (Under 3 months) classes only in the following breeds: Beveren, Californian, Champagne D'Argent, Checkered Giant, Argent Braun, American Chinchilla, Giant Chinchilla, Cinnamon, Creme D' Argent, Blanc de Hotot, New Zealand, and Palomino.
 - B. **Juniors** - (Under 6 months) .
 - C. **Intermediate** - (6-8 months) classes only in the following breeds: American, Argent Braun, Giant Angora, Beveren, Californian, Champagne D'Argent, Flemish Giant, Blanc de Hotot, English Lop, French Lop, New Zealand, Palomino, Satin, Silver Fox, Checkered Giant, American Chinchilla, Giant Chinchilla, Cinnamon, and Creme D'Argent.
 - D. **Senior** - Six months of age or over for all breeds other than those listed having Intermediate classes. Eight months of age or over for breeds having Intermediate classes.

RABBITS (4-H & FFA)

- Class 1700 Senior Buck. Eight months of age and over for breeds with Intermediate classes; six months and over for all other breeds.
- Class 1701 Senior Doe. Eight months of age and over for breeds with Intermediate classes; six months and over for all other breeds.
- Class 1702 Intermediate Buck. Only breeds listed above with intermediate classes.
- Class 1703 Intermediate Doe. Only breeds listed above with intermediate classes.
- Class 1704 Junior Buck. Under six months of age.

- Class 1705 Junior Doe. Under six months of age.
- Class 1706 Pre-Junior Buck. Only breeds listed above with pre-juniors.
- Class 1707 Pre-Junior Doe. Only breeds listed above with pre-juniors.
- Class 1708 Fur Classes: Fur entries must be made from rabbits that are entered in the regular breed classed (1700-1707). You may enter 2 rabbits per each fur class.

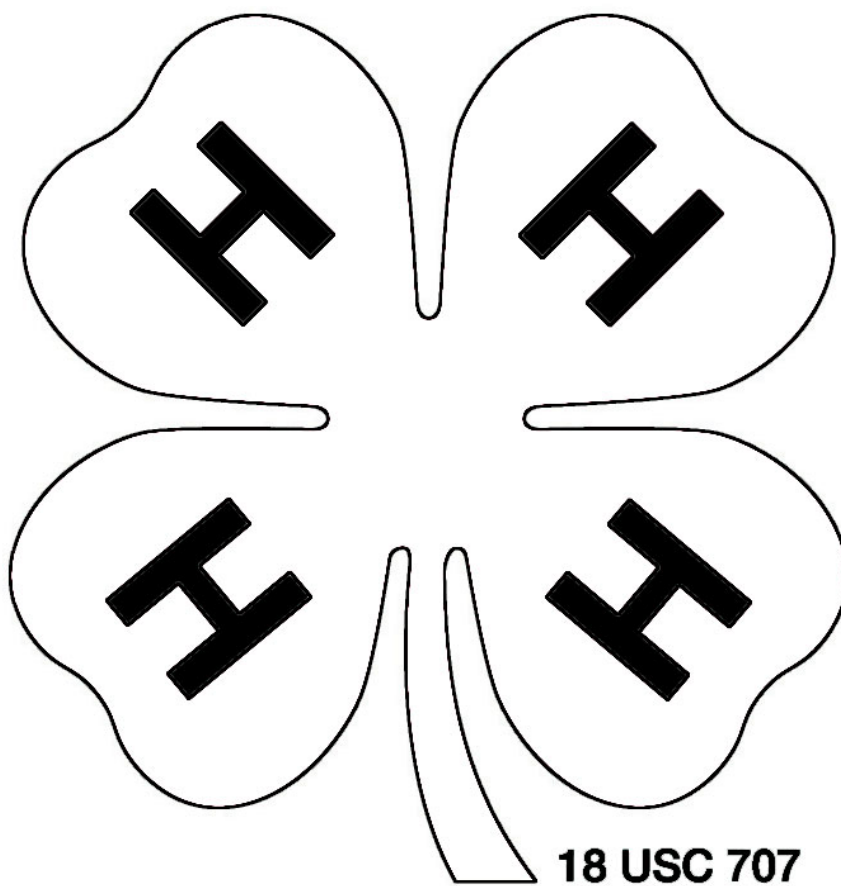
(Ribbons only, no premium money for fur classes.)

- Class 1709 Meat Pen: 3 rabbits, all one recognized breed and variety, (broken varieties must be same color) minimum weight 3 1/2 pounds each, maximum weight 5 1/2 pounds each. Will be judged on their meat qualities, condition, uniformity, and fur. No rabbit used for meat pen class will be used for other classes. Meat pen rabbits cannot be over 70 days of age.
- Class 1710 Junior Showmanship, Age 7-10
- Class 1711 Intermediate Showmanship, 11-13
- Class 1712 Senior Showmanship, 14 and over

OPEN CLASS RABBITS

- A. Any rabbit showing signs and symptoms of disease will not be allowed to show.
- B. Each rabbit must be legibly and permanently tattooed in its left ear for identification.
- C. No more than 2 entries in each class per variety, per breed.

- Class 1720 Senior Buck. Eight months of age and over for breeds with intermediate classes; six months and over for all other breeds.
- Class 1721 Senior Doe. Eight months of age and over for breeds with intermediate classes; six months and over for all other breeds.
- Class 1722 Intermediate Buck. Only breeds listed above with intermediate classes.
- Class 1723 Intermediate Doe. Only breeds listed above with intermediate classes.
- Class 1724 Junior Buck. Under six months of age.
- Class 1725 Junior Doe. Under six months of age.
- Class 1726 Pre-Junior Buck. Only breeds listed with pre-juniors.
- Class 1727 Pre-Junior Doe. Only breeds listed with pre-juniors.
- Class 1728 Meat Pen: 3 rabbits, all one recognized breed and variety, minimum weight 3 pounds each, maximum weight 5 pounds each. Will be judged on their meat qualities, condition, and uniformity. No rabbit used for meat pen class will be used for other classes. Meat pen rabbits cannot be over 70 days of age.



Osage County Fair Horse Show Pre-entry Form Exhibitor # _____

Check-in times for shows:

Osage City – June 24th 8:00 a.m.-8:30 a.m. with show at 9:00 a.m.
(Held at the Lyndon Saddle Club)

Overbrook – Aug. 5th 8:30 a.m. with show at 9:00 a.m.

Horse show pre-entry dates are: Osage City - 6/18/2017; and Overbrook is 7/17/2017.

Name: _____

Back # _____

Age (as of Jan. 1) _____

To enter, check the line under the **pre-entry** dates for the class numbers you wish to enter.

<u>6/18</u>	<u>7/17</u>	<u>Class #</u>	<u>Class</u>
_____	_____	1901	Halter: 2 Years Old & Under - all stock types - fillies and colts
_____	_____	1902	Halter: 3 Years Old & Under Stock Type Geldings
_____	_____	1903	Halter: 3 Years Old & Older Non-Stock Type Geldings
_____	_____	1904	Halter: 3 Years Old & Older Stock Type Mares
_____	_____	1905	Halter: 3 Years Old & Older Non-Stock Type Mares
_____	_____	1906	Halter: Ponies and Miniature Horses - all ages, Mares and Geldings
_____	_____	1907	Showmanship (14-18)
_____	_____	1908	Showmanship (10-13)
_____	_____	1909	Showmanship (7-9)
_____	_____	1910	In Hand Trail - all ages
_____	_____	1911	Trail (14-18)
_____	_____	1912	Trail (10-13)
_____	_____	1913	Trail (7-9)
_____	_____	1914	2 Year Old Snaffle Bit
_____	_____	1915	3 Year Old Snaffle Bit
_____	_____	1916	English Pleasure (14-18)
_____	_____	1917	English Pleasure (10-13)
_____	_____	1918	English Pleasure (7-9)
_____	_____	1919	English Equitation (14-18)
_____	_____	1920	English Equitation (10-13)
_____	_____	1921	English Equitation (7-9)
_____	_____	1922	Hunter Hack (14-18)
_____	_____	1923	Hunter Hack (10-13)
_____	_____	1924	Pony Western Pleasure - all ages
_____	_____	1925	Western Pleasure Walk - Trot (1st & 2nd year project members)
_____	_____	1926	Western Pleasure (14-18)

(over)

- _____ 1927 Western Pleasure (10-13)
- _____ 1928 Western Pleasure (7-9)
- _____ 1929 Ranch Horse Pleasure (14-18)
- _____ 1930 Ranch Horse Pleasure (10-13)
- _____ 1931 Ranch Horse Pleasure (7-9)
- _____ 1932 Horsemanship (14-18)
- _____ 1933 Horsemanship (10-13)
- _____ 1934 Horsemanship (7-9)
- _____ 1935 Reining (14-18)
- _____ 1936 Reining (10-13)
- _____ 1937 Reining (7-9)
- _____ 1938 Flag Race (14-18)
- _____ 1939 Flag Race (10-13)
- _____ 1940 Flag Race (7-9)
- _____ 1941 Barrels (14-18)
- _____ 1942 Barrels (10-13)
- _____ 1943 Barrels (7-9)
- _____ 1944 Poles Bending (14-18)
- _____ 1945 Poles Bending (10-13)
- _____ 1946 Poles Bending (7-9)

Pre Entries for both fairs may be made on this form and sent in by the earliest entry deadline.

Send entries to :

Dorothy Christiason
 2888 W 277th St.
 Lyndon, KS 66451
 (785-806-5786)

I, the undersigned, hereby release the Osage County Fair Associations, Fair Committees, 4-H Horse Show Superintendents and all other parties from any and all responsibilities for injuries or damages sustained by my child _____, our livestock or property, occurring in conjunction with the 4-H Horse Shows held in Osage City or Overbrook, Kansas on given show dates. I have read the rules and class descriptions on the preceding pages and will abide by these rules.

 Parent or Guardian

 Date

4-H HORSE SHOW

Osage City Dorothy Christiason
Overbrook Jena Brum

Pre-entries are due – NO EXCEPTIONS

Pre-Entry form on previous page

Osage City due to Dorothy Christiason (785-806-5786) by June 18.
Overbrook due to Dorothy Christiason (785-806-5786) by July 17.

1. 4-H members must be enrolled in the 4-H Horse project to Exhibit in this division.
2. 4-H Dress Code will be required as outlined in the Kansas 4-H Horse Show Rule Book, S-133.
3. The Kansas 4-H Horse Show Rule Book S-133 will govern the show.
4. No stallions are permitted.
5. Only mares and geldings may be shown at halter and under saddle.
6. 4-H Horse ID papers will be checked for all horses at entry.
7. All Horses must have evidence of a negative equine infectious anemia test (Coggins) conducted within 12 months of the show. Must be form VS 10-11.
8. The use of protective headgear, in place of a hat, is the optional choice of the exhibitors in any and all Western classes, including judged, timed, and futurity classes.
9. Check-in times:
 - Osage City – 8:00 a.m.-8:30 a.m. with show at 9:00 a.m., June 24
(Held at the Lyndon Saddle Club).
 - Overbrook – 8:30 a.m. with show at 9.00 a.m., August 5

Class 1901 Halter: 2 Years Old & Under all Stock Types - Fillies & Colts
Class 1902 Halter: 3 Years Old & Older Stock Type Geldings
Class 1903 Halter: 3 Years Old & Older Non-Stock Type Geldings
Class 1904 Halter: 3 Years Old & Older Stock Type Mares
Class 1905 Halter: 3 Years Old & Older Non-Stock Type Mares
Class 1906 Halter: Ponies and Miniatures - all ages, Mares and Geldings
Class 1907 Showmanship (14-18)
Class 1908 Showmanship (10-13)
Class 1909 Showmanship (7-9)
Class 1910 In Hand Trail - all ages
Class 1911 Trail - (14-18)
Class 1912 Trail - (10-13)
Class 1913 Trail - (7-9)
Class 1914 2 Year Old Snaffle Bit
Class 1915 3 Year Old Snaffle Bit
Class 1916 English Pleasure (14-18)

Class 1917 English Pleasure (10-13)
 Class 1918 English Pleasure (7-9)
 Class 1919 English Equitation (14-18)
 Class 1920 English Equitation (10-13)
 Class 1921 English Equitation (7-9)
 Class 1922 Hunter Hack (14-18)
 Class 1923 Hunter Hack (10-13)
 Class 1924 Pony Western Pleasure - all ages
 Class 1925 Western Pleasure Walk - Trot **(1st & 2nd year project members)**
 Class 1926 Western Pleasure (14-18)
 Class 1927 Western Pleasure (10-13)
 Class 1928 Western Pleasure (7-9)
 Class 1929 Ranch Horse Pleasure (14-18)
 Class 1930 Ranch Horse Pleasure (10-13)
 Class 1931 Ranch Horse Pleasure (7-9)
 Class 1932 Horsemanship (14-18)
 Class 1933 Horsemanship (10-13)
 Class 1934 Horsemanship (7-9)
 Class 1935 Reining (14-18)
 Class 1936 Reining (10-13)
 Class 1937 Reining (7-9)
 Class 1938 Flag Race (14-18)
 Class 1939 Flag Race (10-13)
 Class 1940 Flag Race (7-9)
 Class 1941 Barrels (14-18)
 Class 1942 Barrels (10-13)
 Class 1943 Barrels (7-9)
 Class 1944 Poles Bending (14-18)
 Class 1945 Poles Bending (10-13)
 Class 1946 Poles Bending (7-9)

4-H DOG DIVISION

Osage City Niki Schoepflin

Overbrook

General Regulations

1. State 4-H Dog Show Immunization Record (MG-34 Revised, October, 2014 accepted) must be completed on each dog entered at the 4-H Dog Show. The fully completed form must be presented on day of show to be eligible to compete. **Required vaccinations include:** Bordatella, Distemper, Hepatitis, Parvovirus, Parainfluenza, and Rabies. The rabies vaccination must be administered by a licensed veterinarian. All vaccinations must be current. Dogs must be 6 months of age at time of show, in order to have received all of the required immunizations.
2. Any abuse of dogs on the grounds, or in the ring, will result in disqualification.

3. No dog in season will be allowed to show in showmanship or obedience.
4. Well fitting collar of leather, chain, or fabric is to be used for Obedience and Rally Obedience; for Agility, a buckle or snap collar; for Showmanship, a show lead that serves as both collar and lead or a fine link chain collar, a "snake" chain or a fabric slip collar with a narrow, lightweight fabric or leather lead. No spiked, pinch, special training collars, and hanging objects from collars are allowed.
5. Baiting your dog will not be allowed.
6. A 4-H'er may enter only one dog per class.
7. Any dog fouling the ring will receive a white ribbon. Owners should collect all dog waste in plastic bags and put in trash.
8. The County Fair Dog Show will follow rules as listed in the published Kansas 4-H Dog Rule Books: Kansas 4-H Dog Show Rule Book(S-46 (Revised), April 2012; Kansas 4-H Agility Dog Show Rule Book, S-124 (Revised), March 2012; and Kansas 4-H Rally Obedience Rule Book, 4H965 (Revised), March 2012. Other guidelines used are: Kansas 4-H Dog Show Judge's Guidelines Showmanship/Obedience, S82 (Revised), January 2013 and Kansas 4-H Rally Obedience Dog, Show Judge's Guide, 4H1023, March 2013.
9. For time constraints, teams receiving a non-qualifying score may be excused from the ring at the show committee's discretion for long performance times (more than 5 minutes) AND repeated failures at obstacles.
10. Score sheets are available at http://www.kansas4-h.org/events-activities/fairs/kansas-state-fair/docs/dog/State_Fair_Dog_Show_Score_Sheets.pdf or through The Extension Office for showmanship and obedience.

4-H DOG SHOWMANSHIP

- Class 2000 Junior Showmanship, 7-11 years old
 Class 2001 Intermediate Showmanship, 12-14 years old
 Class 2002 Senior Showmanship, 15 and older

- I. Fitting the Dog, 30 points.
- II. Showmanship of the Handler, 35 points
- III. Coordination Between Handler and Dog, 35 points

Grand total.....100 points

4-H DOG OBEDIENCE

- Class 2010 Pre-Novice A-(beginners with first year dogs).
 Heel on leash and figure 8, Stand for examination, Recall, Long sit (1 minute), Long down (3 minutes).
- Class 2011 Pre-Novice B-(2nd yr member & older with first year dogs).
 Heel on leash and figure 8, Stand for examination (on leash) Recall (on leash), Heel (on leash), Long sit (1 minute), Long down (3 minutes).

- Class 2012 Pre-Novice C-(2nd yr member & older with more than 1st year dog).
Heel on leash and figure 8, Stand for examination (on leash), Recall (on leash), Recall (on leash), Long sit (1 minute), Long down (3 minutes).
- Class 2013 Novice A-(1st yr Novice). First time in Novice.
Heel on leash and figure 8, Heel free, Stand for examination (off leash), Recall (off leash), Long sit (1 minute), Long down (3 minutes).
- Class 2014 Novice B-(Experienced member and experienced dog in Novice). Second time in Novice.
Heel on leash and figure 8, Heel free, Stand for examination (off leash), Recall (off leash), Long sit (1 minute), Long down (3 minutes).
- Class 2015 Graduate Novice (Those who scored 170 pts. In Novice A or B).
Heel on leash, Heel on leash and figure 8, Stand for examination (off leash), Drop on recall, Long sit (member out of sight 3 minutes), Long down (member out of sight 5 minutes).
- Class 2016 Open A (Those who scored 170 pts. In Graduate Novice).
Heel free and figure 8, Retrieve on flat, *Broad jump, Drop on recall, Long sit (member out of sight 3 minutes), Long down (member out of sight 5 minutes).
- Class 2017 Open B (Those who scored 170 pts. In Open A).
Heel free and figure 8, *Broad jump, Retrieve on flat, **Retrieve over high jump, Drop on recall, Long sit member out of sight 3 minutes), Long down (member out of sight 5 minutes) * 2 times height of high jump ** 1 ½ times height at withers (Minimum 8", Maximum 36").
- Class 2018 Utility A. For all 4-H members and dogs who have qualified in Open B. All exercises off leash.
- Class 2019 Utility B. For all 4-H members and dogs who have qualified in Utility A. All exercises off leash.

Ribbon Groups:

- Purple.....190-200 points
Blue.....170-189.5 points
Red.....150-169.5 points
White.....149.5 points or less

RALLY OBEDIENCE COMPETITION

- Class 2030 Rally Level I is on lead and for local shows only
Class 2031 Rally Level II
Class 2031 Rally Level III

Advancement: After receiving two qualifying scores (blue or purple) from two different judges, a rally obedience team must advance to the next level at the start of the next 4-H year.

**4-H PETS
Superintendents**

**Osage City Sally Wilk
Overbrook Marty Young**

1. A 4-Her must be enrolled in Pets to exhibit.
2. Pets will be placed in the various classes as designated. If there is a question about which class your pet should be in, final decision will be made by an Extension agent and the Superintendent.
3. All animals must be confined i.e.: fish in bowls, cats in cages, goats on a lead.
4. Pets will be judged on overall conditions, thriftiness, clean and presentable, and disposition. Also creativity of the 4-Her.
5. A 4-Her may show no more than two animals per class.
6. Rabbits, dogs, cats, or other animals being shown in other divisions are not eligible to show in the Pet division.
7. Animals will be brought only during the show time and returned home afterwards.

Class 2100 Hamsters, Gerbils, Rabbits, etc.
Class 2101 Fish, Reptiles
Class 2102 Birds
Class 2103 Dogs
Class 2104 Cats
Class 2105 Goats
Class 2106 Other

OPEN CLASS PETS

*Open Class Pets - Same classes as 4-H are available.

4-H CATS

Osage City County Fair Only

Superintendent Sally Wilk

Judging: Danish System

1. Exhibits are limited to two cats total.
2. Rabies shots are required for cats to show.
3. Cats entered in the Decorated Cat Cage class must provide their own cage.
4. All cats should be pre-entered to show.

Domestic Cat

Class 2130 Male Kitten (six months to a year)
Class 2131 Female Kitten (six months to a year)
Class 2132 Male Adult (over one year)
Class 2133 Female Adult (over one year)

Purebred Cat

Class 2134 Male Kitten (six months to a year)
Class 2135 Female Kitten (six months to a year)
Class 2136 Male Adult (over one year)

Class 2137 Female Adult (over one year)
Class 2138 Decorated Cat Cage

OPEN CLASS CATS

*Open Class - The same classes as 4-H are available.

4-H ARTS/VISUAL ARTS

Superintendents

Osage City Donna Anderson, Marjorie Vaughn

Danielle Kerns, Jenna Hamilton, Jr. Assts.

Overbrook Gina Shultz

Lily Shultz, Jr. Asst.

***Art exhibits are not eligible for State Fair Competition**

1. Read General Rules.
2. All Exhibits must be the result of the current year's 4-H project.
3. A maximum of three exhibits per 4-H member may be entered in this division. More than one entry may be made in any class.
4. 4-Her's must be enrolled in Arts to exhibit in this division.
5. Skill art exhibits must be original work. An exhibit may include multiple sketches mounted on a mat board or framed. Notebooks of drawings may be entered in the Miscellaneous Division.
6. All items which need to hang must have hardware attached.
7. No plants or plant materials needing watered can be entered as an art display or item.
8. The following classes will be judged in age groups, 7 to 10 year olds, 11 to 13 year olds, and 14 years and older.

Class 2500 Acrylics
Class 2501 Ceramics
Class 2502 Decoupage
Class 2503 Fiber
Class 2504 Latch Hook
Class 2505 Leather
Class 2506 Oil
Class 2507 Pastels
Class 2508 Porcelain
Class 2509 Pottery
Class 2510 Printing
Class 2511 Scrapbooking, Paper, Cutting and Pasting
Class 2512 Sculpting
Class 2513 Sketching & Drawing in charcoal, pencil, or ink
Class 2514 Stuffed Animals
Class 2515 T-shirt
Class 2516 Toile Painting
Class 2517 Water Color
Class 2518 Woodburning
Class 2519 3-D Construction

Class 2520 Other

Class 2521 Cloverbud (for Osage City - see Osage City rules)

4-H BANNERS & BOOTHS Superintendents

Osage City Gina Shultz

Clover Wrangler, Jr. Assts.

Overbrook North Osage 4-H Club

Banner:

1. 4-H Clubs may enter a 4-H Club Booth and/or 4-H Club Banner. **Banners and Booths Do Not Go on to State Fair.**
2. Banners should illustrate a phase of 4-H work which is being practiced by boys and girls in 4-H.
3. Banners are a two dimensional display, depicting one idea.
4. Banners should be made out of flame-resistant material.
5. Banners must be hung on a rod strong enough to support the banner. They must have a chain 6" long attached to each end of the dowel stick. The other end of the 6" chain will be connected to an "S" hook which will permit the banner to be suspended by the chains on a wire. Banners mounted any other way will not be displayed due to technical problems.
6. Banners must be made of non-flammable materials that permit the banner to be folded or rolled without damaging the display. Three dimensional objects may not be attached to the banner.
7. A label is to be attached to the back lower left-hand corner of the banner giving the name of the club, county, and year. Names of the 4-H'ers are optional. Waterproof ink prevents smearing and is recommended for the label.
8. Avoid using copyrighted materials.

Basis of Evaluation:

- I. Educational Value - 40%
 - A. Presents suggestion or striking facts that are simple in form and quickly grasped, or
 - B. Shows extent to which 4-H involvement meets a fundamental need, or
 - C. Promotes decision and action.
- II. Interest and Originality – 20%
 - A. Presents original, unusual or striking method of exhibition.
 - B. Holds interest of people until they have read or observed essentials of the message.
 - C. Defines clearly on central idea.
- III. Appearance – 20%
 - A. General appearance, artistic, neat and attractive.
 - B. Can be viewed and read (if words are used) a distance up to 20 feet.
- IV. Quality of Display Material – 20%
 - A. Display must be made of materials that will permit the banner to be rolled, folded, and displayed repeatedly without damaging the banner.

B. Banner must be minimum of 12 feet and maximum of 16 square feet, with minimum of 3 feet on one side.

C. Banners must be hung on rod and a rope or hanging wire, strong enough to support the banner.

Class 2590 4-H Club Banner

Booth:

Booths must be pre-entered by June 30th to the Extension Office.

Judging will be based as follows:

- A. Educational Value – 40%
- B. Interest Value – 20%
- C. Appearance – 20%
- D. Quality of Display Material – 20%

Class 2591 4-H Club Booth

**4-H CLOTHING
Superintendents**

**Osage City Gina Shultz
Overbrook**

Lily Shultz, Kelsie Quaney, Jr. Assts.

1. Read General Rules.
2. All work exhibited must be the product of the current year's club work.
3. Exhibitor must be enrolled in project in which exhibit is entered.
4. A maximum of three exhibits per 4-H member may be entered in the clothing division. More than one exhibit may be entered in each class.
5. Garments may have been worn before exhibited, but if so be carefully laundered or cleaned before being exhibited.
6. Label: A) Type or print on 3x2 ½" piece of cloth: Class, County, Name, Address. B) Sew label on inside of garment (back of neck, center back of waistband, or left end of apron band). Label each piece. C) No straight pins may be used to attach labels.
7. Pre-cut kits are acceptable. All articles/garments must be finished for use.
8. The exhibitor may attach an index card, no larger than 4"x6" with the entry form to give the judge any information which the exhibitor thinks would be helpful for the judge to know.
9. Educational Exhibit Classes. Exhibits may be in the form of a poster, notebook or display. Follow Copyright laws. If the exhibit is a poster, it must not be larger than 22" X 28". If the exhibit is a display, maximum size is not to exceed a standard commercial 3' X 4' tri-fold display board. County/District must be clearly marked on the educational exhibit.
10. Recycled Clothing Project – An item made of at least 50% recycled material (recycled means reusing an existing item in a new way). Could be remaking/redesigning a garment, re-purposing a clothing item for a new use, etc.

Must include sewing of some kind. An index card (no larger than 4" X 6") MUST accompany entry describing the recycled materials and how they were used in the item.

11. Classes 2708 and 2709 (Purchased) are **not** eligible for state fair competition.

- Class 2700 An article, garment, or outfit constructed by a 7-8 year old exhibitor
Class 2701 Educational exhibit prepared by a 7-8 year old exhibitor
Class 2702 An article, garment, or outfit constructed by a 9-11 year old exhibitor
Class 2703 Educational exhibit prepared by a 9-11 year old exhibitor
Class 2704 An article, garment or outfit constructed by a 12-14 year old exhibitor
Class 2705 Educational exhibit prepared by a 12-14 year old exhibitor
Class 2706 An article, garment or outfit constructed by a 15-18 year old exhibitor
Class 2707 Educational exhibit prepared by a 15 to 18 year old exhibitor
Class 2708 **Purchased outfit Girl.** Attach a 8 ½ x 11 sheet of paper (preferably unfolded in a clear plastic folder), using string to hang it on the hanger. Include a story, why the outfit was purchased, where you plan to wear the garment, how it coordinates with other outfits in your wardrobe, how it flatters you as an individual. Include also, cost, fiber content, care instructions, and accessories to be worn with the outfit. Include the picture of a 4-H member in the outfit.
Class 2709 **Purchased outfit Boy.** Same rules as Purchased Outfit-Girl applies to this class.
Class 2710 Recycled Clothing Project

4-H ENERGY MANAGEMENT Superintendents

Osage City Gayla Regenold Alex Regenold, Jr. Asst.
Overbrook Gina Shultz Lily Shultz, Jr. Asst.

1. Read General Rules.
2. Only those who have met the requirements of the electric, small engine, or wind energy project are eligible to exhibit in this division.
3. No exhibitor may enter more than one article in each class. Label each article giving owner's name, address, county, name of article, and class. A typewritten identification tag placed with masking tape, or tied to the exhibit is preferred.
4. Article may have been used, but if so must be cleaned before exhibiting.
5. Sheet of operating instructions should be furnished for any exhibit not self-explanatory.
6. Exhibit should be able to be operated. If battery power is required, batteries should be furnished.
7. Any project with complexity of size or electronics must have:
 - 1) instructions for assembly and use and 2) equipment available at the time of judging for actually testing of exhibit.
8. No hand dipped solder may be used on exhibits.

ELECTRICAL AND ELECTRONICS

- Class 2750 AC Electric Projects. Electric projects with a 110 or 120 V alternating current (AC) power source. Some project examples are household wiring demonstrations, small appliances extension cords, trouble lights, indoor or outdoor wiring boards or shop lights. Projects may be a restoration or original construction. The project must be operational and meet minimum safety standards. AC projects must be 110/120 V, no 240 V exhibits are allowed, and must be constructed such that the judges have wiring access to examine the quality and safety of workmanship.
- Class 2751 DC Electric Projects. Electric projects with a battery or direct current power source. This class includes electric kits or original projects. This class also includes demonstration DC powered projects. Examples include: wiring two or three way switches, difference between series/parallel lighting circuits or wiring doorbell switches. All DC electric projects must include batteries supplied by 4-H'er. Projects must be constructed such that the judges have access to examine the quality of wiring workmanship.
- Class 2752 Electronic Projects. Electronic projects with a battery or direct current power source. This class includes electronic kits or original projects. Examples include radios, telephones, toy robots, light meters, security systems, etc. May be constructed using printed circuit board, wire wrap, or breadboard techniques. Include instruction/ assembly manual if from a kit. Include plans if an original project. Projects must be constructed such that the judges have access to examine the quality of wiring workmanship.
- Class 2753 Educational Displays and Exhibits. The purpose of the educational display and exhibit is to educate the viewer about a specific area of the 4-H electrical or electronics project. The display or exhibit should illustrate one basic idea. This class includes educational displays, exhibits or science fair type projects such as posters or displays of wire types, conduit types, electrical safety, tool or motor parts identification or electrical terminology. Educational displays and exhibits must be legible from a distance of 4 feet, using a maximum tri-fold size of 3 X 4'.

SMALL ENGINES

All exhibits should involve engines smaller than 20 horsepower for classes 2754-2756. Displays are limited to 4' wide and 4' deep - both upright and floor displays.

- Class 2754 DISPLAY - Exhibit a display, selecting one of the following options: 1) a display identifying different engine or lawn and garden equipment parts or a display showing the function of the various engine or lawn and garden equipment parts; OR 2) a display identifying and explaining the function(s) of different special tools needed for small engine work; OR 3) a display illustrating and providing the results of any one of experiments that are included in the project books. No complete engines, lawn tractors, tillers, chainsaws are permitted for display. Maximum tri-fold size is 3' X 4'.

- Class 2755 MAINTENANCE - Exhibit a display that illustrates either 1) Routine maintenance procedures OR 2) Diagnosing and troubleshooting specific problems in an engine. No complete engines, lawn tractors, tillers, chainsaws, etc. are permitted for display using a maximum tri-fold size of 3' X 4'.
- Class 2756 OPERATION - Exhibit an operable small engine (no more than 20 HP) overhauled or rebuilt by the member. Include maintenance schedule for the engine and a brief description of steps taken by the member overhauling or rebuilding the engine. Engine should contain no fuel in tank or carburetor.

WIND ALTERNATIVE ENERGY

(A form of energy derived from a natural source, such as the sun, geothermal, wind, tides or waves)

All exhibits in this division are limited in size to standard, tri-fold, display boards (36" X 48") and items may not extend beyond 12" from the back board. All displays must be self standing.

- Class 2757 EDUCATIONAL DISPLAY - Create an exhibit that addresses a focused topic related to power generated from a renewable energy source. The purpose of the exhibit is to inform and create awareness.
- Class 2758 EXPERIMENT - Display an experiment addressing a problem or question related to wind power as a renewable energy source. Include hypothesis, background research, variables, a control, data, findings, conclusions and recommendations for future study.

4-H ENTOMOLOGY

Superintendents

Osage City Gayla Regenold
Overbrook Gina Shultz

Alex Regenold, Jr. Asst.
Lily Shultz, Jr. Asst.

A 4-H member may exhibit in the ENTOMOLOGY COLLECTION, ENTOMOLOGY NOTEBOOK and/or EDUCATIONAL DISPLAY categories. Within each category there are classes in Beginning, Intermediate or Advanced phases in which they enroll. See class descriptions within categories for requirements.

We are transitioning from the taxonomy as listed in the "Insects in Kansas" book to the taxonomy listed on the "Insects in Kansas Book: 2016 Revised Taxonomy" which follows www.bugguide.net.

Resources for exhibiting can be found on the State Kansas 4-H Website:

<http://www.kansas4-h.org/projects/agriculture-and-natural-resources/entomology.html>

COLLECTION CLASSES

General Guidelines

1. All entries should be submitted in an 18 x 24 x 3.5 inch wooden display box with a clear plastic top (such as plexiglass). Boxes can be handmade or purchased as long as they are of the correct size and do not have a glass top. **Please visit the website listed above for box instructions and plans.**
2. During the transition, Orders and Family names should follow the taxonomy either
 - a. As printed in "Insects in Kansas" book or
 - b. As printed on the "Insects in Kansas Book: 2016 Revised Taxonomy", which follows www.bugguide.net

Project members are encouraged to progress towards option b by 2019 or as revised "Insects in Kansas" book is available.

3. Each exhibitor is required to identify each box with two identification labels bearing exhibitor's name, county or district, the class, and statement of taxonomy used:
 - a. "Insects in Kansas"
 - b. "Insects in Kansas Book: 2016 Revised Taxonomy" which follows

www.bugguide.net

One label goes in the upper left corner of the box (inside) and the other on the lower right corner of the box (outside). Arrange specimens in the box so it can be displayed lengthwise.

4. The number of orders, specimens (and families where required) must be included on both of the exhibitor's box identification label. Only adult specimens can be used in collection boxes; however, one female and one male of a species correctly identified can be displayed.
5. Arrangement of specimens: The preferred method is to arrange the insects in groups or rows parallel to the short sides of the box. Arrangements that run lengthwise of the box are frequently downgraded in judging. Specimens are to be arranged by Order in the box, then Family where required. The sequence arrangement of the Orders in the box will be left up to the member. It is suggested to put the Lepidoptera and Coleoptera in the center of the collection (for Intermediate and Advanced Classes to put these two orders in a box). Then work the other orders around them.
6. For each collection class, two labels will be centered on the pin beneath each specimen. First (closest to the specimen) is the common name label and the second label should include date/locality. Full county name, state abbreviation and collector name on the second label are encouraged for 2016 and will be required by 2019. Collector's name on the date/locality label is optional.
7. The specimens should be collected by the exhibitor and should focus on Kansas insects. Insects may be collected from one county into bordering states and labeled accordingly. Other specimens from the United States may be included as long as they are properly labeled and placed in a separate section of the box labeled "Out of State Insects". These specimens will not be included in the county for judging/scoring. Emphasis in judging will be placed on the overall variety of insects represented in the collection, accuracy of identification, skill and

- technique acquired in mounting of specimens, and overall arrangement and appearance of the collection.
8. Only specimens of the class Insecta should be included. This means specimens from arachnids, such as spiders, millipedes, centipedes, ticks, mites, etc. will not be judged or included in overall specimen county.
 9. Purchased insects are not to be exhibited in collections, but they may be used in educational displays.
 10. Specimens of soft bodied insects such as aphids, lice, termites, etc. should be exhibited in alcohol filled vials; however, the use of alcohol filled vials should be limited to only those specimens that lose their shape when pinned, since the vials pose a significant hazard to the rest of the collection if they become loose in transit.
 11. Points will be deducted from collections and notebooks if:
 - a. Non insects and out of state specimens are not in a designated 'display only' area.
 - b. Any specimens are immature.

Class 4900 BEGINNING I ENTOMOLOGY COLLECTION

Display in one standard box a minimum of 50 and maximum of 125 species representing at least 7 orders. Follow the general guidelines listed for Collections. Members can exhibit in this class a maximum of 3 years, or until they receive a purple ribbon at the Kansas State Fair, whichever comes first.

Class 4901 BEGINNING II ENTOMOLOGY COLLECTION

Display in one standard box a minimum of 75 and maximum of 150 species representing at least 9 orders. Follow the general guidelines listed for Collections. Members can exhibit in this class a maximum of 3 years, or until they receive a purple ribbon at the Kansas State Fair, whichever comes first.

Class 4903 INTERMEDIATE ENTOMOLOGY COLLECTION

Display a minimum of 100 and a maximum of 300 species representing at least 10 orders. Two standard boxes can be used. Follow the general guidelines listed for Collections. In addition, family identification is required for all insects in any two of the following six orders: (Only two will be counted for judging)

- a. "Insects in Kansas" book – Orthoptera, Hemiptera, Homoptera, Coleoptera, Hymenoptera, and/or Diptera or
- b. "Insects in Kansas Book: 2016 Revised Taxonomy", which follows www.bugguide.net - Odonata, Orthoptera, Hemiptera, Coleoptera, Hymenoptera, and/or Diptera **On a piece of paper:** list what you did to improve your collection during the current year. Examples: what insects did you add or replace; what orders and/or families you added; what Leadership you provided in this project; and /or what insects you have studied. Attach paper to the **front** of one of the display boxes. Members can exhibit in this class a maximum of 3 years. A 4-H'er may move up if they receive a purple ribbon.

Class 4905 ADVANCED ENTOMOLOGY COLLECTION

Display a minimum of 150 and a maximum of 450 species representing at least 12 orders. Three standard boxes can be used. Follow the general guidelines listed for Collections. Family identification is required for all insects belonging to the six basic orders as outlined under the Intermediate phase. Only families in the above six orders will be counted for judging. Family identification of insects in the remaining orders is optional, but desirable as long as accuracy is maintained. On a piece of paper list what you did to improve your collection during the current year. Examples: what insects did you add or replace; what orders and/or families you added; what Leadership you provided in this project; and/or what insects you have studied. Attach paper to the back of one of the display boxes. Members may continue to exhibit in this class at the Kansas State Fair for an unrestricted number of years as long as they remain eligible for 4 H membership.

NOTEBOOK CLASSES

General Guidelines

1. Individual entries are to be placed for display in a three-ring notebook for competition.
2. During the transition, Orders & Family names should follow the taxonomy either
 - a. As printed in "Insects in Kansas" book or
 - b. As printed on the "Insects in Kansas Book:2016 Revised Taxonomy", which follows www.bugguide.net

Project members are encouraged to progress towards option b by 2019 or as revised "Insects in Kansas" book is available.

3. 4-H'ers who have been previously enrolled in or are currently enrolled in the other phases of the Entomology project need to start with the Beginning Phase of Entomology Notebooks, not the Introductory phase.
4. Each exhibitor is required to identify the notebook by placing a Title Page in the front of the notebook bearing the exhibitor's name, county or district and class 4-H'er is enrolled in and statement of taxonomy used:
 - a. "Insects in Kansas" book or
 - b. "Insects in Kansas Book: 2016 Revised Taxonomy", which follows www.bugguide.net

The number of orders, specimens and families (required in Intermediate and Advanced classes) must also be included on the Title Page.

5. Specimen pages should be grouped according to order and should include one page per species. If more than one insect is in the photo, an arrow to indicate identified insect should be used.
6. Date, common name, full county name, state abbreviation and collector name should be included for each species. Collector's name on the specimen page is optional.
7. Specimen pages should have two different views of the insect if possible. If pictures are taken on different dates/localities, include information for both.

8. A statement describing the habitat where found/host plant may be included and is encouraged and will be worth a bonus 10 points total, not per page. For Intermediate and Advanced notebooks, this is strongly encouraged.
9. A divider page is to be placed in front of each order of insects with the order name printed on the tab for the page and also on the front of the divider page.
10. For the Intermediate and Advanced classes, insects are also to be grouped by family behind each order divider.
11. If the exhibitor has been in the same class for more than one year, a separate sheet of paper needs to be added stating how many years the exhibitor has been in this class of the project and what the exhibitor did this year to improve their notebook. Place the paper just behind the Title Page in the front of the notebook.
12. A special project must be completed each year and included in the notebook. See project guideline materials for specifications.

Class 4907 INTRODUCTORY ENTOMOLOGY NOTEBOOK

Display a minimum of 10 and a maximum of 30 insect species representing at least six different orders. Follow the general guidelines listed for Notebooks, including the Special Project. A 4-H member must be of minimum age to complete at the Kansas State Fair. A 4-H member may exhibit in this class for a maximum of two years.

4908 BEGINNING ENTOMOLOGY NOTEBOOK

Display a minimum of 20 and a maximum of 60 insect species representing at least 7 different orders. Follow the general guidelines listed for all Notebooks, including the Special Project. Members can exhibit in this class a maximum of 3 years or until they receive a purple ribbon at the Kansas State Fair, whichever comes first.

4909 INTERMEDIATE ENTOMOLOGY NOTEBOOK

Display a minimum of 60 and a maximum of 100 species representing at least 9 orders. Follow the general guidelines listed for Notebooks, including the Special Project. In addition, family identification is required for all insects in any two of the following six orders: (Only two will be counted for judging)

- a. "Insects in Kansas" book – Orthoptera, Hemiptera, Homoptera, Coleoptera, Hymenoptera, and/or Diptera or
- b. "Insects in Kansas Book: 2016 Revised Taxonomy" which follows www.bugguide.net - Odonata, Orthoptera, Hemiptera, Coleoptera, Hymenoptera, and/or Diptera

A 4-H'er may exhibit in this class for a maximum of three years. A 4-H'er may move up if they receive a purple ribbon.

4910 ADVANCED ENTOMOLOGY NOTEBOOK

Display a minimum of 100 and a maximum of 200 species representing at least 12 orders. Follow the general rules listed for Notebooks, including the Special Project. Follow the general guidelines listed for notebooks. Family identification is required for all insects belonging to the six basic orders as outlined under the Intermediate phase. Only families in the above six orders will be counted for judging. Family identification of insects in the remaining orders is optional, but desirable as long as accuracy is

maintained. Members may continue to exhibit in this class for an unrestricted number of years as long as they remain eligible for 4-H membership.

EDUCATIONAL DISPLAY CLASSES

General Guidelines

1. All entries should be submitted in an 18 x 24 x 3.5 inch wooden display box with a clear plastic top (such as plexiglass). Boxes can be handmade or purchased as long as they are of the correct size. Arrange display in the box so the box can be displayed lengthwise.
2. Each exhibitor is required to identify each box by placing two identification labels bearing exhibitor's name, county or district and the class in the box. One label goes in the upper left corner of the box (inside) and the other on the lower right corner of the box (outside). Information on numbers and kinds of insects is not needed for educational exhibits.
3. Displays may consist of specialized groups of insects or their close relatives, or relate to any aspect of their behavior, biology or ecology.
4. Displays should be presented in a clear, concise, and interesting manner.
5. Displays should include only work performed during the current year.
6. Title of the exhibit should be indicated inside the box.
7. The purpose of the project is to learn more about the importance, life cycles, biology, ecology, diversity, etc. of insects and related arthropods. Subject matter can be as varied as the animals themselves.
8. Creativity is encouraged!

4902 BEGINNING EDUCATIONAL DISPLAY

Class for individuals that are exhibiting in the Beginning I and II Collection or Beginning Notebook Classes. If only exhibiting in this category, then ages 9-12. Follow the general rules listed for the Educational Displays.

4904 INTERMEDIATE EDUCATIONAL DISPLAY

Class for individuals that are exhibiting in the Intermediate Collection or Intermediate Notebook Classes. If only exhibiting in this category, then ages 11-14. Follow the general rules listed for the Educational Displays.

Class for individuals that are exhibiting in the Advanced Collection or Advanced Notebook Classes. If only exhibiting in this category, then ages 13 or older. Follow the general rules listed for the Educational displays.

4-H FOOD-NUTRITION

Superintendents

Osage City Kathy Webster, Barb Thompson

J. D. Schoepflin, Jerra Butterfield, Jr. Assts.

Overbrook Carbondale Rustlers 4-H Club

1. Read General Rules.
2. A maximum of three exhibits per 4-H member may be entered in the Food Nutrition division. More than one entry may be made in each class.

3. **RECIPES ARE REQUIRED ON ALL FOOD PRODUCT EXHIBITS.**
4. All baked goods must be left whole and uncut. Small items, such as cookies and rolls, should be the same shape and from the same recipe. Exhibit 3 cookies, 3 muffins, 3 bread sticks, 1 loaf bread, etc.
5. Attach gummed label to bottom of plate or cardboard. **Label food entry on bottom of plate or cardboard with Class Number, food product name, 4-H member's name and county or district.** Label templates are available at http://www.kansas4-h.org/events-activities/fairs/kansas-state-fair/docs/foods-and-nutrition/Foods_Label.pdf or make your own with the following information: Class Number, Food Product Name, 4-H member's Name, and County or District.
6. 4-H'ers are encouraged to use whole grain flours, fruits, nuts, etc.
7. Any baked product that can be removed from the pan should be placed on paper plates or cardboard, otherwise exhibit in a disposable container.
8. Exhibits should be in **FOOD GRADE PLASTIC BAGS or BOXES.**
9. All unfrosted cakes should be exhibited in an upright position with crust showing, except for those cakes with special designs, such as bundt cakes. They should have top crust side down.
10. Space is limited for judging so use small paper plates when **possible for food exhibits.** Only the exhibit is judged. The container is not judged.
11. For food safety purposes any food with custard and dairy-based fillings and frostings (ex. Cream Cheese, raw eggs), flavored oils, "canned" bread or bread or cakes in a jar, cut fresh fruit or any food requiring refrigeration (ex. Bacon) will be disqualified and not judged.
Refer to K-State Research and Extension publication, 4-H888, Judge's Guide for Food and Nutrition Exhibits, for information to help you make informed, safe food exhibit decisions.
12. Alcohol (ex. wine, beer and hard liquor) is not allowed as an ingredient. Entries with alcohol in the recipe will be disqualified and will not be judged.
13. Under-baked entries will be lowered one or more ribbon placings.
14. Educational classes: Exhibits may be in the form of a poster, notebook or display. Follow copyright laws. No card table displays are allowed. If the exhibit is a poster, it must not be larger than 22" x 28". Displays are not to exceed a standard commercial 3' x 4' tri-fold display board. Name and county or district must be clearly marked on educational exhibits. NOTE: A collection of your favorite recipes in a recipe box or notebook does not constitute an educational exhibit.
15. Foods will be sold after judging. The profits will go to the County 4-H Council.
16. **Decorated special event cakes will no longer be accepted for exhibit.**
17. Dried foods are to be exhibited in the FOOD PRESERVATION DIVISION.
18. The exhibitor may attach an index card, no larger than 3" x 5" with the entry form to give the judge any information which the exhibitor thinks would be helpful for the judge to know.

Foods:

- Class 2900 For 7 - 8 year old exhibitors; a non-perishable food product from the 4-H Foods and Nutrition Curriculum or similar recipe.
- Class 2901 Educational exhibit prepared by 7 - 8 year olds.
- Class 2902 For 9 - 11 year old exhibitors; a non-perishable food product from the 4-H Foods and Nutrition Curriculum or similar recipe.
- Class 2903 Educational exhibit prepared by 9 - 11 year olds.
- Class 2904 For 12 – 14 year old exhibitors; a non-perishable food product from the 4-H Foods and Nutrition Curriculum or similar recipe.
- Class 2905 Educational exhibit prepared by 12 - 14 year olds.
- Class 2906 For 15 - 18 year old exhibitors; a non-perishable food product from the 4-H Foods and Nutrition Curriculum or similar recipe.
- Class 2907 Educational exhibit prepared by 15 - 18 year olds.
- Class 2908 Food Gift Package. No alcoholic beverages will be accepted. A food gift package must contain at least 3 different food items (prepared for human consumption), prepared by the 4-Her, in a suitable container no larger than 18" x 18" X 18". **Prepared food items must have recipes attached with the entry.** Additional homemade food items, beyond the 3 minimum, or purchased items may also be included in the gift basket. Home canned foods must follow Food Preservation Rules. Canning jars should not be used for baking per manufacturer's instructions. They could break during baking.
- Class 2909 Modified non-perishable food product. Product must be modified from original recipe to nutritionally enhance the food product. Attach one - 8 ½ X 11 inch page (front and back) that includes Original Recipe, Modified Recipe, and Narrative to describe modifications made, why modifications were made and lessons learned such as nutritive value, or changes in appearance, doneness, aroma, flavor, tenderness and/or texture. Example: a standard blueberry muffin recipe that is modified to make it gluten free. Suggested resources: Altering Recipes for Better Health Purdue University: <http://www.extension.purdue.edu/extmedia/cfs/cfs-157-w.pdf> Altering Recipes for Good Health Texas A&M University <http://fcs.tamu.edu/files/2015/02/altering-recipes-for-good-health.pdf>
- *On the back of the entry card, answer these questions:
- a) what is the intended use;
 - b) what food safety precautions were taken during and after preparation. This entry will count as a non-perishable food product, not as an educational exhibit.

Food Preservation:

1. Read General Rules.
2. Exhibits must have been preserved since the member's previous year's county fair.
3. Recommended recipes and processing methods must be used. Recipes must be from 1995-present. Processing methods that will be disqualified include: open

kettle canning, oven canning, and sun canning. Untested recipes will be disqualified for food safety reasons. Recommended recipe resources include:

- K-State Research and Extension Food Preservation publications
- USDA Complete Guide to Home Canning
- So Easy to Preserve, 6th edition, The University of Georgia Cooperative Extension Service
- Ball Blue Book Guide to Preserving
- All New Ball Book of Canning and Preserving
- Canning mixes (i.e. Mrs. Wage's, Ball)
- Pectin manufacturers (i.e. SureJell, Ball)
- <http://www.rrc.k-state.edu/preservation/recipes.html>

Refer to following K-State Research and Extension publications for more information.

4H712, Food Safety Recommendations for Food Preservation Exhibits (<http://www.ksre.ksu.edu/bookstore/pubs/4H712.pdf>)

MF3170 "10 Tips for Safe Home-Canned Food"

(<http://www.ksre.ksu.edu/bookstore/pubs/MF3170.pdf>)

MF3171 "Sassy Safe Salsa at Home"

(<http://www.ksre.ksu.edu/bookstore/pubs/MF3171.pdf>)

MF3172 "What's Your Elevation?"

(<http://www.ksre.ksu.edu/bookstore/pubs/MF3172.pdf>)

MF3241 "How to Guide to Water Bath Canning and Steam

Canning <http://www.bookstore.ksre.ksu.edu/pubs/MF3241.pdf>)

MF3242 "How to Guide to Pressure Canning

<http://www.bookstore.ksre.ksu.edu/pubs/MF3242.pdf>)

4. Alcohol is not allowed as an ingredient in food preservation entries. Entries with alcohol in the recipe will be disqualified and not judged.
5. Members may exhibit one entry in each class.
6. Each exhibit must have the complete recipe and instructions attached with the entry card, or it will be lowered one ribbon placing. Recipe must include recipe source, date of publication and altitude of residence.
7. Exhibits must be sealed in clean clear standard canning jars, with matching brand (ex. use Ball lids with Ball jars, or Kerr lids on Kerr jars, etc.) two-piece lids. Do not use colored jars. Do not add fancy padded lids, fabric overwraps, or cozies as they interfere with the judging process. No fancy packs unless recipe states to do so (ex. Pickled Asparagus). **Jars must be sealed when entered. For food safety reasons, the size of jars used must not be larger than the jar size stated in the recipe.** Note: There are 12-ounce and 24-ounce canning jars available and may be used. Use pint jar process recommendations for 12-ounce jars. Use quart jar process recommendations for 24-ounce jars.
8. Each jar exhibited must be labeled. The label must not cover brand name of jar. The label must give: Class No, Product, Altitude of Residence, Canning Method (water bath, weighted gauge, or dial gauge pressure method), Process Time, Pressure (psi), date processed including month and year, Name, and County/District. Templates to make adhesive labels may be found at:

http://www.kansas4-h.org/events-activities/fairs/kansas-state-fair/docs/food-preservation/Food_Pres_Label_Small_1X2.58.pdf or http://www.kansas4-h.org/events-activities/fairs/kansas-state-fair/docs/food-preservation/Food_Pres_Label_Large_2X4.pdf

9. Classes 2950-2955 will require one jar for each class.
10. Hole punch the entry card and use a rubber band to attach the entry card and recipe around the top of the jar.
11. If dried food product is not in a canning jar, it will be lowered one ribbon rating. Suggested amount: 1/3 - 1/2 cup, or three or four pieces per exhibit. All meat jerky must be cooked to an internal temperature of 160 degrees F before or after drying. Dried products must include the recipe and preparation steps. Jerky not heated to an internal temperature of 160 degrees F will be disqualified and not be judged. Heating information can be found in "Dry Meat Safely at Home" - www.ksre.ksu.edu/bookstore/pubs/MF3173.pdf

- Class 2950 Sweet spreads, fruit and/or vegetables, syrups - 1 jar
Class 2951 Fruits, juices, fruit mixtures (salsas, pie filling, etc.) - 1 jar
Class 2952 Low acid vegetables (green beans, corn, or vegetable mixtures, etc.) - 1 jar
Class 2953 Pickles (fruit or vegetable) fermented foods and relishes and chutney - 1 jar
Class 2954 Tomato/Tomato Products, tomato juice and tomato salsas - 1 jar
Class 2955 Meats - 1 jar
Class 2956 Dried Foods – 1 small jar

4-H FORESTRY Superintendents

Osage City Gayla Regenold
Overbrook Gina Shultz

Alex Regenold, Jr. Asst.
Lily Shultz, Jr. Asst.

1. All leaf exhibits are to be mounted on 8 ½" x 11" heavy stock paper and placed in loose leaf binders. (Magnetic or adhesive filler sheets for photographic prints are recommended.) Twigs and fruit collections may be exhibited in whatever manner you choose (maximum exhibit size 2' x 3').
2. Name, club, age, and year in project should be on front cover or in a prominent location.
3. Leaves should be identified with an appropriate label located near the leaf on the same page. These labels should include (1) the proper common name as listed in the 4-H Bulletin 334, "**List of Native Kansas Forest Trees**"; (2) location (city and/or county) where collected; and (3) date (day, month, year) collected.
4. Divide specimens into the following two sections: Native Kansas Trees, and Non-Native Trees.
5. New specimens are those specimens collected during the current 4-H year and cannot be a duplicate tree species of previously displayed specimens.
6. Variations of varieties do not count as different species or specimens.

7. When replacing previously displayed samples, due to degradation, improper mounting, or incorrect identification, the specimen label must be updated. Replacements do not count as new specimens. Replacements should be displayed in the "old previous" section of the display.
9. If you retrieve information for your forestry exhibit, you must include a reference citation to the source.
10. In all leaf collections (Division A - Intermediate Forester), exhibit one complete leaf where possible. If leaf is too large, exhibit as much as possible. Sketch in reduced scale the entire leaf and illustrate where the exhibited portion is from. Note: A "leaflet" is incorrect when displayed as the complete leaf for the tree.
11. All work must show originality. Leaf collections and displays should not closely resemble work done by others in the same club.

DIVISION A – JUNIOR 4-H FORESTER
Knowing Trees as Individuals (Leaf Collections)**

Class 3000 Beginning - Choose either A or B

- A. Exhibit a minimum of 10 different leaves from native Kansas trees collected within the year. Exhibit can include non-native leaves in addition to the required number of leaf specimens collected from native Kansas trees.
- B. Exhibit a minimum of 5 native Kansas trees showing leaf, twig and fruit from each species collected.

Class 3001 Intermediate - Choose either A or B

- A. Exhibit a minimum of 20 different leaves (including 10 new specimens) from native Kansas trees. Exhibit can include non-native leaves in addition to the required number of leaf specimens collected from native Kansas trees.
- B. Exhibit a minimum of 10 native Kansas trees showing leaf, twig and fruit from each species collected. This exhibit must include 5 new leaf, twig and fruit specimens.

Class 3002 Senior - Choose either A or B

- A. Exhibit a minimum of 30 different leaves (including 10 new specimens) from native Kansas trees. Exhibit can include non-native leaves in addition to the required number of leaf specimens collected from native Kansas trees.
- B. Exhibit a minimum of 15 native Kansas trees showing leaf, twig and fruit from each species collected. This exhibit must include 5 new leaf, twig and fruit specimens.

Class 3003 Advanced - Choose A or B

- A. Exhibit a minimum of 40 different leaves (including 20 new specimens) from native Kansas trees. Exhibit can include non-native leaves in addition to the required number of leaf specimens collected from native Kansas trees.

- B. Exhibit a minimum of 20 native Kansas trees showing leaf, twig and fruit from each species collected. This exhibit must include 10 new leaf, twig and fruit specimens.

How a Tree Grows

Class 3004 Display

Entry may include a project notebook with 10 or more seeds collected with pictures showing a germination study OR a mounting of a thin section of wood cut from the end of a log or top of stump labeled with information such as kind of wood and age of tree when cut OR exhibit an illustration of a how a tree grows.

Tree Appreciation

Class 3005 Display

Entry may include a research or reporting notebook with no more than 10 pages based on the exhibitor's selected tree. This notebook may include sketches, drawing, pictures, a story, or any other things which will help tell about the tree you have selected.

DIVISION B – SENIOR 4-H FORESTER

Growing and Protecting Trees

Class 3006 Display

Entry requires project notebook telling about project and pictures before, during, & after planting seedlings. Maximum tri-fold size is 3' X 4'.

Tree Culture

Class 3007 Display

Entry requires project notebook showing your project work and includes pictures of before, during and after wood lot improvement. Maximum tri-fold size is 3' X 4'.

How Forests Serve Us

Class 3008 Display

Entry may include collected wood samples (all or partial) and 500 word essay. Wood sample display to be mounted on poster board or any stiff material no larger than 3' wide x 4' tri-fold. Essay should be displayed in a covered binder.

Educational/Creative Exhibit

Class 3009 Display

Entry must be directly related to tree identification or Forestry. Type of exhibit is open (notebook, poster, collection box, etc.) given a maximum size of 2' x 3'. Care should be taken to use durable materials that will withstand fair conditions. This is a good class to exhibit an unusual collection.

**4-H GEOLOGY & LAPIDARY
Superintendents**

**Osage City Gayla Regenold
Overbrook Gina Shultz**

**Alex Regenold, Jr. Asst.
Lily Shultz, Jr. Asst.**

1. Read General Rules.
2. The exhibit box should be 18" x 24" x 3½". Plexiglas covers are required. Boxes with glass covers WILL NOT be accepted. All specimens are to be arranged across the narrow (18") dimension of the exhibit box, making the exhibit 18" across the top and 24" deep exactly. If a box has a sliding Plexiglas cover, it must be removable from the top. Screws, locks, or other devices that would prevent judges from removing the cover should not be used. For Lapidary classes 3055-3059 only, the dimensions of the box should be appropriate for the display, but should not exceed 18"x24"x31/2".
3. Each exhibitor is required to identify each display box by placing an identification label bearing name, county or district, and number of specimens in the upper left-hand corner of the plexiglass cover (inside – use clear double sided tape to adhere gummed labels) and by attaching a label with the same information on lower right corner of the box (outside).
4. Exhibitor may enter in both Geology and Lapidary classes. Exhibitor may show in only one of the first four Geology classes (3050-3053). Exhibitor may also show in Geology class 3054 (special exhibits) and 3055 (mineralogy) and in one lapidary class.
5. Geology specimens should be labeled with the number of the specimens, date collected, specimen name or description, and locality (county only) where collected.
6. For the geology classes 3050, 3051, 3052 and 3053, specimens should be mounted in the box by proper groups: rocks, minerals, fossils. Fossils must be identified to the Phylum, Class and Genus level. Genus name is to begin with a capital letter. Species name is all lower case. Genus and species names must either be italicized or underlined, not both. The words "phylum, class, genus" on labels are to be spelled out, not abbreviated. More than one specimen of the same kind of rock or mineral or species of a fossil may be exhibited if this duplication represents different geological formations. Specimen label must show this distinction (Fort Hays limestone, not just limestone; calcite from the Greenhorn Formation, not just calcite; Phylum: Brachiopoda Class: Articulata Genus: Composita from the Morrill Limestone Member, not just Phylum: Brachiopoda Class: Articulata Genus: Composita).
7. For geology classes 3050, 3051, 3052 and 3053, and 3055 all specimens must be collected (not purchased) from locations in Kansas, with the exception of Tri-State Mining Area specimens collected from these three adjacent counties: Ottawa County, OK; Newton and Jasper Counties, MO. Other out of state specimens will not count in the minimum number for the class, nor will they be considered in the judging.

Geology:

- Class 3050 Display at least 15 rocks, minerals, and fossils collected during the current 4-H year. Limited to one exhibit box.
- Class 3051 Display at least 30 different rocks, minerals, or fossils, at least 5 of each. Fifteen must be collected during the current 4-H year. Limited to one exhibit box.
- Class 3052 Display at least 45 rocks, minerals, or fossils, at least 5 of each. Fifteen must be collected during the current 4-H year. Exhibit limited to two boxes. Identify the rocks as igneous, metamorphic or sedimentary. These rock types must be spelled out on labels or have a legible key.
- Class 3053 Display at least 60 rocks, minerals, or fossils, at least 5 of each. Fifteen must be collected during the current 4-H year. Exhibit limited to two boxes. Identify the rocks as igneous, metamorphic or sedimentary. These rock types must be spelled out on labels or have a legible key.
- Class 3054 Geology Educational Exhibit relating to everyday living; or to a mineral test, a rock formation, geological history, species of a fossil, forms of one mineral, a variation of one kind of rock, archaeological artifacts, or Indian artifacts. Digital formats are accepted. Please make arrangements for the judge to view your exhibit and have a hard copy for display. Exhibit limited to 4' of table space. Exhibitor may also exhibit in lapidary class.
- Class 3055 Mineralogy. Display a minimum of 15 mineral specimens collected in Kansas, at least 5 of which have been collected during the current 4-H year. The minerals are to be grouped by mineral class (ie: Carbonates, Oxides, Silicates) and at least 3 classes must be represented. The member must use one standard display box (see #1). The specimens must be labeled with the number of the specimen, date collected, name of specimen, county where collected and chemical composition (ie: CaCO_3 for calcite) if known.

Lapidary:

Lapidary will be judged on the following criteria:

Workmanship, and Content –	60 points
Presentation and Showmanship –	30 points
Accuracy of information –	10 points

Lapidary exhibit boxes may be a standard size, 18" x 24" x 3 ½" or a smaller 18" x 12" x 3 ½" size if appropriate. Specimens should be arranged across the 18" dimension of the exhibit box. All boxes must have a removable Plexiglas cover. All lapidary specimens should be labeled with the following information:

- Specimen name
- Place of origin (country, state, or county; county required for Kansas specimens)
- Purchased or self-collected
- Date lapidary treatment began
- Date lapidary treatment completed

- Class 3056 Display at least 5 varieties of polished (tumbled) specimens and 5 varieties of unpolished specimens that have not yet received lapidary treatment. These do not have to be an example of “before and after”, nor do they have to be self-collected. Locales must be identified.
- Class 3057 Lapidary. Display before-and-after examples of at least 3 varieties of specimens, at least 2 tumble-polished and 2 unpolished of each. There is no requirement that the 4-H'er collect any of these. Locales must be identified. Lapidary work should be done during the current 4-H year.
- Class 3058 Lapidary. Display before-and-after examples of at least 6 varieties of specimens, at least 2 tumble-polished and 2 unpolished of each. At least two varieties should be collected from the native site by the 4-H'er, at least one of which comes from Kansas. Locales must be identified. Lapidary work on at least three varieties should be done during the current 4-H year.
- Class 3059 Lapidary. Display before-and-after examples of at least 9 varieties of specimens, at least 2 tumble-polished and 2 unpolished of each. At least three varieties should be collected from the native site by the 4-H'er, at least two of which comes from Kansas. Locales must be identified. Lapidary work on at least three varieties should be done during the current 4-H year.
- Class 3060 Lapidary. Exhibit at least 6 specimens that have not previously been exhibited, which have received lapidary treatment. Lapidary treatment may consist of polishing, and end, face, or flat lapping. Specimens must represent at least 3 different varieties and include at least three cabochons of any size or shape, only one of which may be free-formed. A cabochon is a style of cutting in which the top of the stone forms a domed or curved convex surface. Three of the specimens must be mounted into jewelry findings.

4-H HERITAGE FIBER ARTS

Superintendents

Osage City	Gina Shultz	Kelsie Quaney & Lily Shultz, Jr. Assts.
Overbrook	Gina Shultz	Lily Shultz, Jr. Asst

1. Fiber Arts is defined as any method of creating a unique design with fiber, fabric or yarn. This may include: making fabric (such as weaving, crochet, knitting, needlepoint); or when existing fabric is changed into something quite different (such as quilting or embroidery or ethnic art). Ethnic Fiber Arts should use a fiber, yarn or fabric to create the design exhibit. Non-textile (examples include wood reed, straw, grass, etc.) baskets/pieces should be entered in the Visual Arts Division.
2. No exhibit will be released for any other use. Heritage fiber arts exhibits cannot be used for any of the Family & Consumer Science Clothing classes.
3. Identification Label:
 - a. Type or print on 3" x 2 ½" piece of cloth: class number, county, and name

- b. Sew or safety-pin this ID label on the corner of flat articles
 - c. For garments, attach ID label to the front left shoulder seam, or left side of waist band, as if you were wearing the garment.
- 4. A member may enter two exhibits in each class. All articles/garments must be finished for use.
- 5. When articles which are normally worn as a pair are exhibited, both articles must be shown together. Fasten articles together securely with yarn.
- 6. Special consideration will be given to articles which are of original design. Such articles should have a note attached explaining the original design.
- 7. The exhibitor should attach an index card, no larger than 4" x 6", with the entry form to give the judge any information on what parts of the exhibit they made, processes used, or other information which the exhibitor thinks would be helpful for the judge. For all items please indicate if item was made from a kit. For items please indicate fiber content, and specifically if they are made of at least 90% wool. For quilted items indicate who did the quilting and binding.
- 8. Exhibitors are expected to be enrolled in the Heritage Fiber Art project in which they are entered. When the exhibit is a sewn garment that also includes one or more Heritage Fiber Art techniques (i.e. knitting, crochet, needle arts, or patchwork and quilting), the determination of what division (Clothing or Heritage Fiber Arts) and class in which to enter will be left with the 4-H participant.
- 9. All exhibits which need to be hung MUST have the appropriate saw tooth hanger, rod, wire or other mechanism attached in order to be properly displayed.
- 10. Fiber Arts Educational Notebook - Share with others what you learned in this project about a particular Fiber Art. Exhibits should be in the form of a notebook or binder. The notebook should include a narrative section describing the fiber art. It should include a clear description of the project, technique, budget, supplies, goals, accomplishments, successes, failures, and future plans. It may include samples of techniques, how-tos, photographs of completed projects, or other ways of educating others about fiber arts. NOTE: a collection of brochures, web pages, patterns, record book forms, etc. does not constitute an educational notebook. Follow copyright laws as explained in the General Rules as you are preparing your exhibit. Name, local unit and fiber art covered must be clearly marked in the notebook.
- 11. There are no age-specific classes in Heritage Fiber Arts. The exhibitor's age and years in the project will be considered by judges.

Class 3100 Crochet, an article, including felted items. (See #7 above.)

Best Crochet Award (Osage City Only) sponsored by Martha Kuykendall Memorial.

Class 3101 Knitting, an article made either by hand or by knitting machine, including felted items. (See #7 above.)

Class 3102 Needle Arts, an article created by hand using any of the following techniques: a) embroidery and cross-stitch; b) needlepoint; c) candlewicking; d) crewel; e) lacework/ and/or f) appliqué.

- Class 3103 Patchwork and Quilting, an article. It is an acceptable practice for the exhibitor to create the patchwork or quilted article and have someone else quilt it.
- Class 3104 Rug making, a rug. Accepted techniques include braiding, latch hook, tying, floor cloth, etc.
- Class 3105 Spinning, a skein. Minimum 10 yards in length.
- Class 3106 Weaving, a woven article. Member should include the type of loom or process used. Woven wood reed basket, should be exhibited in Visual Arts.
- Class 3107 Ethnic Arts, an article: This is defined as a Fiber Art/Textile technique that is associated with a specific country or culture. It is a practical skill that was developed to provide basic family needs such as apparel, home furnishings or decorations. It is also defined as a method that has been maintained throughout history and passed on to others, often by observation and by example, such as batik, Swedish huck towel weaving, mud cloth, bobbin weaving, tatting, felted items that are not knitted or crocheted, etc. Members should attach information on the history of the ethnic fiber art, where it was used, by whom, how it was used, short description of the technique, etc. (See #7 above.)
- Class 3108 Macramé, an article
- Class 3109 Fiber Arts Educational Notebook

4-H HOME ENVIRONMENT

Superintendents

Osage City	Gina Shultz	Kelsie Quaney & Lily Shultz, Jr. Assts.
Overbrook	Gina Shultz	Lily Shultz, Jr. Asst.

1. Read General Rules.
2. All exhibits must be the result of improvements made during the current 4-H year.
3. Only one exhibit may be made in each class. A member may only take one exhibit to the state fair.
4. Articles may have been used, but if so, shall be carefully laundered or cleaned before being exhibited.
5. Labels: A label containing name, address, county, and class shall be typed on a 1x3 piece of white cotton tape, and sewed to the article on underneath side near a corner or edge. In case of furniture, etc., a paper label of the same size is to be pasted or tied to the exhibit. Each piece making up an exhibit must carry a label.

SINGLE EXHIBITS

Exhibit an article made by the 4-Her for the home. Include explanation of how it was made, cost, pictures, plans, pattern, etc. Explanation can be on a poster, in a story, or other method. (If a pair is exhibited, include both). Explanation will not be judged, but will qualify exhibit to be judged and will be helpful to the judge and fair audience.

- Class 3200 Single Exhibit. An article made or refinished by the 4- H member for the home. Attach a 3" x 5" index card explaining how the item was made or finished, and cost involved.
- Class 3201 Educational Poster or Display. Posters must be no larger than 22" X 28" poster board. Displays are not to exceed a standard commercial 3' X 4' tri-fold display board.
- Class 3202 Notebook.

Educational poster or notebooks may include swatches, colors, stories, photographs, and project records which detail what was accomplished this year with a given indication of long term plans.

**4-H HORTICULTURE
Superintendents**

**Osage City Jenny Tate
Overbrook**

Kilene Tate, AKaylee Prunty, Jr. Asst.

1. Secure entry information to plate or container with string or tape. Use a sturdy plate, bowl, or container that will support the weight of the produce.
2. A member may enter up to 5 different vegetable exhibits. Exhibitors may have more than one entry in the same class. A 4-H member may also enter up to 5 floral exhibits. Each cut flower specimen must be of a different species. 4-Hers may enter up to 5 fruit exhibits. Can have more than 1 exhibit per class, but should be different fruits.
3. Information about exhibiting produce is available online in the publication "Exhibiting Fruits and Vegetables" available at <http://www.bookstore.ksre.ksu.edu/pubs/c405.pdf>.
4. Information about exhibiting flowers and produce can be found online in the publication "Preparing Cut Flowers for Exhibit" available at <http://www.bookstore.ksre.ksu.edu/4H826.pdf>

Class 3300 Garden Display

Each exhibitor in this class will be limited to four square feet of space. The Garden Display should be exhibited in a tray, basket or container that can be easily moved by the fair staff.

The exhibit consists of five different types of fresh vegetables or fruits. Canned products and shelled vegetables are not acceptable. Only one variety of each type of vegetable or fruit may be exhibited. The numbers of the five types of vegetables or fruits to be exhibited are as follows:

Large Vegetables - One Each

- Cabbage
- Cantaloupe
- Eggplant
- Large Pumpkin
- Squash
- Watermelon

Small Vegetables - Twelve Each

- Green Snap Beans
- Wax Beans
- Or other similar sized vegetables
- Radishes
- English Peas

Medium Vegetables - Five Each

Beets	Onions	Tomatoes
Okra	Sweet Potatoes	Decorative Gourds
Potatoes	Carrots	Miniature Pumpkin
Peppers	Cucumbers	or similar size vegetable

Small Fruits - One Half Pint Box

Strawberries	Blackberries
Raspberries	Or other similar Sized fruits

Tree Fruits - Five Each

Grapes	Apples
(2 Bunches)	Pears
Or other	Peaches
Similar Sized Fruits	

- Class 3301 Small vegetable specimen plate (12) Ex: green snap beans, yellow wax beans, radishes, other small vegetables.
- Class 3302 Medium vegetable specimen plate (5) Ex: cucumbers, cherry tomatoes, tomatoes, beets, white onions, yellow onions, red onions, bell peppers, other peppers, okra, parsnips, turnips, sweet potatoes, red potatoes, white or Russet potatoes, carrots, miniature pumpkins and decorative gourds, or other medium vegetables.
- Class 3303 Large vegetable specimen plate (1) Ex: watermelon, summer squash, winter squash, large type pumpkin, eggplant, cabbage, cantaloupe, other large vegetable.
- Class 3304 Fresh culinary herbs (6) Ex: parsley, basil, dill, etc. Six stems (or a comparable quantity) of ONE VARIETY of fresh herbs must be exhibited in a disposable container of water. Dried herbs are not accepted.
- Class 3305 Small fruits (one half pint box) Ex. Strawberries, blackberries, raspberries, or other similar sized fruits (if other, please include name of fruit on entry).
- Class 3306 Tree fruits (plate of 5) Ex. apples, pears, peaches, or similar sized fruits.
- Class 3307 Grapes (plate of 2 bunches).
- Class 3311 Annual Garden Flower, cut specimen, single stem.
- Class 3312 Perennial Garden Flower, cut specimen, single stem.
- Class 3313 Fresh Flower Arrangement, flower materials must be grown and/or collected by exhibitor, not purchased.
- Class 3314 Dried Flower Arrangement, no fabric or plastic material allowed.

1. It is recommended that flowers and arrangements be in disposable containers (single stems in pop bottles, arrangements in disposable plastic, etc.).
2. All floral materials should be grown and/or collected by the exhibitor, not purchased. Entries should not take over one square foot of table space.
3. Potted plants are not accepted in this class.
4. **All entries must be freestanding, easily moved, and not require any special equipment to display. Hanging entries are not accepted.**

- Class 3315 Potted plants (not eligible at the State Fair)
- Class 3316 Horticulture Notebook

1. Entry shall consist of a notebook or three ring binder of written narrative describing a horticulture project such as a landscape design, landscape installation, lawn renovation, water garden, flower garden, vegetable garden, lawn mowing service, landscape maintenance business, farmer's market business, or other horticultural project. 4-Hers are encouraged to include photographs, illustrations and/or landscape drawings that help explain work done by the member. Photos taken from the same location before, during and after the completion of the project are particularly helpful. Exhibitor may enter one horticulture notebook. Horticulture notebook scoring is as follows: Organization and General Appearance (neat, includes title page and table of contents, original, creative, etc.) 20%, Narrative (including goals, successes, failures, etc.) 40%, General Content (subject matter, photos, maps, knowledge gained, etc.) 40%.

4-H/FFA CROPS

1. Products exhibited in this division must have been grown by the 4-H/ FFA member in the current year, with the exception of soybean seed and edible field bean seed.
2. Exhibits should be as mature as possible.
3. A 4-H/FFA member may exhibit a maximum of one entry per class.
4. Every entry must be identified by hybrid or variety name.
5. All classes calling for a gallon sample may have a 2 ½" to 3" diameter cylinder placed in a glass gallon container to reduce the amount of grain to about three quarts.

CORN-Ten Ear Exhibit

Class 3400 White. Variety or hybrid must be named.

Class 3401 Yellow. Variety or hybrid must be named.

SORGHUM-Ten Head Exhibit

Class 3402 Hybrid grain sorghum. Hybrid must be named.

Class 3403 Hybrid forage sorghum. Exhibit to consist of the entire plant; no roots. Hybrid must be named.

Class 3404 Other forage sorghums. Exhibit to consist of the entire plant; no roots. Variety must be named.

WHEAT-One Gallon Sample

Class 3405 Soft red winter wheat. Variety or hybrid must be named.

Class 3406 Hard red winter wheat. Variety or hybrid must be named.

Class 3407 Hard white wheat. Variety or hybrid must be named.

SUNFLOWERS

Class 3408 Confectionery heads. 3 heads must be submitted.

Class 3409 Confectionery seeds in jar. 1 gallon jar must be submitted.

Class 3410 Oil seed heads. 3 heads must be submitted.

Class 3411 Oil seeds in jar. 1 gallon jar must be submitted.

OTHER CROPS

Class 3412 Oats: Exhibit to consist of one gallon sample. Variety must be named.

Class 3413 Barley: Exhibit to consist of one gallon sample. Variety must be named.

- Class 3414 Alfalfa: Exhibit to consist of one gallon sample. Variety must be named.
- Class 3415 Alfalfa Hay: Exhibit to consist of one flake or slice from a rectangular bale, or a 10 inch section cut from a round bale. The flake or slice should be approximately 6 inches in thickness and tied in two directions. Variety must be named.
- Class 3416 Grass Hay: Ten inch flake or slice, 6 inches thick and tied in two directions. Variety must be named.
- Class 3417 Brome Grass: Exhibit to consist of one gallon sample of seed.
- Class 3418 Other Tame Grasses: Exhibit to consist of one gallon sample of seed.
- Class 3419 Soybeans: Exhibit to consist of one gallon sample of seed from most recent harvest. Variety must be named.
- Class 3420 Soybeans: Bundle of five plants from most recent harvest. Variety must be named.
- Class 3421 Edible field beans: Exhibit to consist of one gallon sample of seed from most recent harvest.
- Class 3422 Edible field beans: Bundle of five plants (with roots intact) from most recent harvest.
- Class 3423 Miscellaneous Crops: Exhibit to consist of one gallon sample of seed or 10 heads produced from current project. Variety must be named.
- Class 3424 Honey. 1 jar. (Not eligible for State Fair.)

4-H/FFA WEED CONTROL EXHIBIT

1. Collect, identify, press, mount, and label 15 weeds. Try to include their roots, stems, leaves and flowers. Three of the weeds must be noxious weeds preferably found in your home county. A standard 9" x 12" scrapbook may be obtained in which to permanently mount your weed specimens. Identify the scrapbook with your name and county on the inside front cover.
 2. Prepare a list of the weeds mounted, showing common name, scientific name, and where it was found. Place the list in a specially identified section of the scrapbook.
 3. Collect and identify weed seeds found in crop seeds. Mount them for display purposes. Place them in a specially identified section of the scrapbook.
 4. Write a story on "How We Control Weeds on Our Farm" if you live on a farm. Other members write "How We Control Weeds at Home". The story should be about 300 words in length. It must show definite methods used to control weeds. Place the story in a specially identified section of the scrapbook.
- Class 3450 Weed Control Exhibit – Exhibit consists of the four items above.

Basis for Awards:

Mounted weed collection: number of mounted specimens, completeness of individual mount, correctness of identification and information, and neatness. Include record sheet of weeds.

Records.....	50%
Weed seed collection and exhibit.....	30%
Story.....	20%

4-H/FFA WHEAT VARIETY PLOT DISPLAYS

The free standing displays must not exceed the overall dimensions of 36" wide X 18" deep (measured on the outside). Care should be taken to select durable materials that will withstand fair conditions. Displays must not require the use of electricity. If booth exceeds overall dimensions, ribbon placing will be dropped one place.

1. These displays will have been planned and prepared by 4-H/FFA members enrolled in the wheat variety plot project.
2. Members must include the varieties provided in the display, but may include more varieties, if desired.

Class 3460 Wheat Variety Plot Displays

4-H/FFA AG MECHANICS

(Classes will be broken by ages: 7-10 yrs old;
11-13 yrs. old; and 14 & older.)

Class 3470 Tractor Restoration
Class 3471 Welding
Class 3472 Other
Class 3473 Group Project

4-H MISCELLANEOUS

Superintendents

Osage City Gina Shultz Kelsie Quaney & Lily Shultz, Jr. Assts.
Overbrook Gina Shultz Lily Shultz, Jr. Asst.

1. 4-H members enrolled in projects **that do not have an exhibit class elsewhere in this catalog** may exhibit their notebook or other interesting and educational exhibit showing what has been done in the project. **If enrolled in a project that has its own notebook/misc. class you cannot enter a notebook, poster, or other in this division.** (Examples - safety, health, reading, self-determined, leadership, etc.)
2. 4-H'ers may enter only one exhibit per different project. 4-Hers may have more than one entry in a class.
3. Not eligible for state fair competition.

Class 3250 Posters
Class 3251 Notebooks
Class 3252 4-H Reading Project Notebook
Class 3253 4-H Officer Notebooks - Osage City Fair
Class 3254 Other Miscellaneous exhibits

**4-H PHOTOGRAPHY
Superintendents**

Osage City Dawn Schoepflin, Kara Thompson

Josie Thompson, Trista Anderson, Jr. Assts.

Overbrook Darcy Sund

1. Black and white prints and color photographic prints may be exhibited.
2. EACH EXHIBITOR WILL BE LIMITED TO TWO ENTRIES. Exhibitor may enter enlarged photographs only in the classes of the photography unit enrolled in this year. *Exhibitors in their eighth year or more in the photography project may enter (2) photograph (**each in a different class**), for a total of 2 exhibits.
3. Photographs entered must be the result of the current year's project work. Photos must be taken by the 4-H Member (exhibitor).
4. Photos are to be mounted across the narrow (11") dimension of an 11" x 12.5" sheet of white or cream studio matte board. Photos mounted on foam core or poster board will not be displayed.
5. Remove white border from the photo print before mounting. All photos must be no larger than 8" x 10" and no smaller than 7" x 9", after trimming.
6. Photos must be mounted with the top edge of the print 1 " below the top of the mount (board is always oriented narrow side up). The sides of the print must be equal distance from the two sides of the mount.
7. A permanent mount must be made by using photographic adhesive mounting.
8. No lettering, including dates, is permitted on the front of the mount or on the photo, only on the form provided. No underlays or borders are to be used. Forms are available at the Extension Office or online at www.kansas4h.org.
9. All photos must be exhibited in the photo bags available from the Extension Office.
10. Photographs taken with a digital camera and having no more adjustments than exposure, color intensity or correction, one click filter effects, red eye removal, cropping, dodging and burning should be entered in the standard color or black and white classes. HDR photos are to be entered in the standard photo class.
11. Digital images that have had objects added or removed, multiple filter effects applied or black and white and color combined must be entered in the class for Computer Manipulated Photos (class 3504). See rules for class 3504 for additional requirements.
12. On the back of the mount, write; The exhibitor's name, address, photo class, and location where the photograph was taken. Please use full district name and county name.
13. The Black and White Class is for black and white prints only. Monochromatic prints, including sepia prints are considered color photos and must be entered in the appropriate color photo class.
14. Photos entered in any class of the 4-H Photography Division at the State Fair may be used in State Fair 4-H Photography judging contest. Entry of a photo in the 4-H Photography Division contest grants permission to use the photo in the 4-H Photography Judging Contest.

15. Improperly mounted photos, oversize or undersize photos or photos with the white borders not removed or lettering, including dates, on the photo, will be awarded a ribbon one placing lower than the placing determined by the official judges.
16. Digital Composite Image: Finished photo must be created from two or more original images photographed by exhibitor. HDR photos do not qualify for this class. Photos will be judged on photographic merit as well as manipulation technique and process. Ribbon placement will be determined by combining the score of each judging section.
17. Appropriate photo subject matter: Photographic subject matter is expected to follow 4-H standards. For a sense of prohibited subject matter, review the Kansas 4-H member Code of Conduct; in general, if it is not allowable at a 4-H event, it is not allowable in a 4-H photograph at the State Fair.
18. Photos with live subject(s) on railroad right away or taken from railroad right of way property will not be displayed in Kansas 4-H Photography and will be **disqualified and not judged.**
19. Copyright protections must be observed.
20. Decisions as to display and/or penalties will be made by the Photography Department Superintendent and the 4-H Specialist responsible for the photography department.

Class 3500 For color photos taken by a 4-H member with 3 years or less in the project.

Class 3501 For color photos taken by 4-H member with 4 - 7 years in the project.

Class 3502 For color photos taken by a 4-H member with 8 or more years in the project.

Class 3503 For black and white photos- all levels of experience (Black and White prints only).

Class 3504 Digital Composite Image. Photo must be created from two or more originals taken by the exhibitor. Exhibitor must include a second 11 x 12-1/2 matte board (Explanation Board) mounted with standard size prints of the original photos, 3 x 5 card(s) explaining what manipulation was done and a standard size print of the final photo. Optional, may include prints of editing steps. Photos showing editing steps may be layered. Please put name and Extension Unit on the front of the second board. Explanation Boards will be displayed along with the finished board. Place both matte boards in the same protective plastic bag. **Note:** See Rule 16 above class for definition.

4-H SHOOTING SPORTS Superintendents

Osage City Gayla Regenold
Overbrook Gina Shultz

Alex Regenold, Jr. Asst.
Lily Shultz, Jr. Asst.

1. 4-H Member must be 8 by January 1, of the current 4-H year to be enrolled and participate in the project and to show at the county fairs .
2. A member may make only one entry in this division.

3. Exhibits in this division are open to educational displays or promotional posters. Follow copyright laws as explained in the General Rules as you are preparing your exhibit. The educational display must be the standard tri-fold board ONLY, must not exceed standard tri-fold: 4' wide X 3' tall. *Promotional posters must be flat and no larger than 22" X 30". **THE EXHIBIT SIZE RULE WILL BE STRICTLY ENFORCED!** Exhibits exceeding the size guidelines will be penalized one ribbon color.
 4. EXHIBITORS MUST COMPLY WITH STATE AND FEDERAL LAWS. No "live" ammunition containing propellant or explosive powders may be used in any display! Artistic substitutes must be used in lieu of powder and "live" ammunition, label artistic substitutes on back for clarification. Please remember that neither the three Osage County Fair Boards, the department of 4-H Youth Development, nor Kansas State University Research and Extension are liable for the loss or damage of any personal property included as part of your display.
 5. Name, county or district, age and year in project should be on the front of the poster or display.
 6. Exhibits will not be accepted if they are related to reloads.
 7. Displays will be judged on the following points:

-Stopping Power.....	15
-Interest, Holding Power.....	15
-4-H Project application.....	15
-Mechanical Power.....	5
-Personal Growth.....	25
-Educational Value.....	25
Total.....	100
 8. Displays will be judged on the following points:

-Stopping Power.....	30
-Interest, Holding Power.....	30
-4-H Project application.....	25
-Mechanical Power.....	15
Total.....	100
- Class 3600 Educational Display. Must be directly related to the 4-H shooting sports project. (Standard tri-fold boards only, no larger than 3'X4').
- Class 3601 Promotional Poster. Must promote 4-H Shooting Sports. (Flat poster no larger than 22" X 30")

**4-H SPACE TECH
Superintendents**

Osage City Gayla Regenold
Overbrook Gina Shultz

Alex Regenold, Jr. Asst.
Lily Shultz, Jr. Asst.

4-H SPACE TECH – ASTRONOMY

1. The 4-H member must be currently enrolled in the 4-H Space Tech project to exhibit in this division.

2. Each exhibitor may enter one exhibit per class. **Exhibit must have been completed during the current 4-H year and have been selected at the county level for entry at the State Fair level.** Counties or districts should select only top blue or purple ribbon Astronomy exhibits **which meet State Fair guidelines.**
3. Telescopes entered in this division may be built from a kit or by original design. Pre-finished telescopes which require no construction or painting are not acceptable exhibits.
4. Telescopes are limited to no more than six feet in length. They must be placed on a stationary stand that does not allow the telescope to roll and/or fall over. The stand cannot extend past two feet in length or width.
5. Each State Fair telescope exhibit must include a "4-H Astronomy Exhibit Information Form" which should be attached onto the outside of an 10"x13" manila envelope. You must also include construction plans (or a photocopy) of the telescope and place it inside the manila envelope. For notebooks, display boards, and posters, no additional exhibit information is required; no manila envelope is needed for these exhibits.
6. See the last section for full details about exhibiting posters, display boards and notebooks.
7. Two photographs showing telescope construction and operation are required. Photographs should be mounted on one side of an 8 ½" x 11" page. A brief caption should accompany each photograph. Place photos in the 10"x13" manila envelope.
8. The telescope must be properly assembled and painted with a smooth and uniform finish. Decals, if used, should be attached smooth and tight.
9. Telescopes designed by the exhibitor must be original, not a modification of an existing kit.
10. Exhibitor's name, county, or district, age, and year in project must be tagged or labeled in a prominent location on the telescope stand, educational display, notebook, and /or poster.

Class 3700 Telescope made from kit

Class 3701 Telescope made from an original design

4-H SPACE TECH - COMPUTERS

1. The 4-H computer project teaches concepts related to computers, hardware knowledge, software programming and applications, internet safety, the building, maintenance and repair of computers and future career opportunities. Please note that the actual construction of computer hardware (i.e., building a computer, electronic devices with a mother-board based manipulation) will remain in the Energy Management division.
2. The 4-H members must be currently enrolled in the 4-H SpaceTech project to exhibit in this division.
3. Each exhibitor may enter one exhibit per class. Exhibit must have been completed during the current 4-H year and have been selected at the county

- level for entry at the State Fair level. Counties or district should select only top blue or purple ribbon computer exhibits which meet State Fair guidelines.
4. Computer exhibits may be checked out for use in a Kansas State Fair 4-H demonstration or 4-H illustrated talk with prior permission. For permission, check with the superintendent or Deryl Waldren. The exhibit must be returned to display immediately after the demonstration/illustrated talk or the exhibit will be disqualified.
 5. Exhibitor's name, county or district, 4-H age, and years(s) in project must be tagged or labeled in a prominent location on the exhibit, educational display, notebook, and/or poster.
 6. See the last section for full details about exhibiting posters, display boards and notebooks.
 7. If the notebook illustrates the creation, talks about, or shows the result of an app, application, executable, program, or other compiled /interpreted "source code," a copy of the source code should be included. (In other words if you created an app for a smart phone and you're illustrating that app, you should include the code you used to build the app). Failure to include a copy of the "source code" may result in up to one ribbon place deduction.

4-H SPACE TECH - COMPUTER SYSTEMS

The Kansas 4-H SpaceTech Computer Systems portion of the computer project is designed to allow 4-H members to explore how *information* is moved from one part of the computer to the other; how *information* is moved between two or more computer systems (networking); how *information* is stored; or how *information* is acted on (programming).

Any item which is not a notebook, display board, or poster displayed in this class is considered a "computer system" exhibit and MUST follow the rules set forth below.

1. All exhibits must be self-contained on a USB drive (thumb drive, flash drive, jump drive, or other any other name for a small USB storage device; the rules will use "USB drive"). This means that a judge can plug in the USB drive into a computer and be able to run the exhibit as described below. Physical computers as an exhibit will not be accepted.
2. All revisions of all forms previously released for the SpaceTech division either undated or dated prior to current year are void for use and new forms must be obtained and used that are dated by the Kansas State 4-H Office for the current year. Use of old forms will result in the loss of one ribbon placing for exhibits.
3. For all computer system entries (those entries not covered by the rules above) the following items are required as part of an exhibit packet:
 - a. A manila envelope with the Computer Exhibit Form attached to the front, this form can be downloaded at www.KansasSpaceTech.com.
 - b. A USB drive labeled with the 4-Hers name, county/district, and club; in a way that does not prevent it from being plugged into a computer.
 - c. At least one (1) graphic (picture, screen shot/capture, slide, etc.) of the project must be printed out on an 8.5" X 11" sheet of standard computer

- paper, placed in a plastic sheet protector, to allow for proper display and recognition at the Kansas State Fair. On the back side of the graphic the 4-Her's name, county/district, and club should be listed.
- d. Instructions to run any part of the exhibit on the USB drive. (There should be at least three (3) items in your manila envelope: USB drive, graphic and instructions).
4. Each exhibit must be accompanied by a "4-H Engineer's Journal." The engineer's journal should be typed. It can either be included electronically on the USB drive (preferred) or printed and placed in the manila envelope.
 - a. The "4-H Engineer's Journal" should start with a dated entry describing what the 4-H member is trying to accomplish/build.
 - b. The "4-H Engineer's Journal" should conclude with a dated entry describing what the 4-H member achieved in creating. (The start and end many times will be different. The judges are interested in the journey).
 - c. Additional entries in the "4-H Engineer's Journal" should be made as progress occur describing successes and failures; as well as the steps done and any sources of information including links used.
 - d. Pictures can also be included in the "4-H Engineer's Journal" but should not be more than 50% of the entries.
 - e. The "4-H Engineer's Journal" should contain at least one graphic.
 - f. The "4-H Engineer's Journal" must be at least 3 pages in length.
 - g. An example of a "4-H Engineer's Journal" can be found at www.KansasSpaceTech.com.
 - h. The "4-H Engineer's Journal" will comprise 50% of the overall exhibit score. Failure to include a "4-H Engineer's Journal" will result in the exhibit being disqualified.
 5. If the exhibit is a program, application, app, web site, or requires any coding, the source code must be included on the USB drive.
 6. Diagrams or decision trees showing the logical flow of the system must be included on the USB drive for all exhibits.
 7. Since there is no conference judging at the Kansas State Fair, a set of instructions must be provided to run the computer system/application. These instructions should be printed off and included in the exhibit package and a copy should be included on the USB drive.
 - a. FOR COUNTY FAIRS it is recommended that 4-Hers bring a computer that will run their project to the fair for judging as judges typically do not bring computers with them. Operating instructions are still required.
 - b. Instructions should be written as though you were helping a less techy person, (like a grandparent) use the USB drive with a computer similar to what is described in rule 9 below. An example of instructions can be found at www.KansasSpaceTech.com.
 8. Each exhibit must accomplish a specific automated task using a computer or virtual machine (VM).
 9. Kansas State Fair Judge(s) in the computer systems division will have a physical computer with the following minimum configuration:

- a. Microsoft Windows® 7 – 64bit
 - b. Microsoft Office® Home 2010 (Excel, Power Point, & Word)
 - c. Microsoft Internet Explorer®
 - d. Mozilla Firefox® Browser
 - e. Google Chrome® Browser
 - f. Java for Windows
 - g. Adobe Acrobat Reader®
 - h. Apache OpenOffice®
 - i. VMware Player 7.0.0 Windows 64bit
10. 4-Hers should not assume that the computers in rule 9 have Internet connectivity and that any parts of the exhibit that require Internet access will not work. It is strongly recommended that 4-Hers test exhibits on a computer with Internet connectivity disabled.
 11. Kansas 4-H SpaceTech has made available Linux Virtual Machines (VMs) that can be downloaded and used to create projects on such as web servers, networking, and many other projects. For more information on how these VMs can be leveraged or to download them visit www.KansasSpaceTech.com. 4-Hers are not required to use the VMs in their projects. They are optional.
 12. All licensing should be adhered to for any software used in the exhibit. Failure to do so will result in a reduction of one ribbon placing and may not be considered for best of show.
 13. The creation of viruses, malware, malicious applications or code, defamatory language or graphics, bullying, or any material that is “mean,” “dangerous,” or harmful according to the judge’s opinion will result in the exhibit being disqualified.
 14. Pictures or still graphics created are not eligible for entry as a project in this division, and should be entered in the appropriate photography division.
 15. Judging will be based on a score sheet which can be found at www.KansasSpaceTech.com There are four (4) areas each exhibit will be judged on. They are:
 - a. 4-H Engineers Journal (what I learned to make it work), 50% overall score.
 - b. Instructions (how I help others make it work), 25% overall score.
 - c. Functionality (does it work), 12% overall score.
 - d. Diagrams (and code if applicable) (how I think it works), 13% overall score.

Division B – Computer Systems

- Class 3713 Computer program, application, app, script, or coded system that is new and unique (not merely a file run in a program, such as a ‘word document’ or a picture drawn in ‘Microsoft Paint.’).
- Class 3714 Computer presentation (power point, web page/site, animated graphics, etc.).
- Class 3715 Single computer system (web server, database server, etc.).
- Class 3716 Networked system consisting of two or more computers.

4-H SPACE TECH-ROBOTICS

1. 4-H members must be currently enrolled in the Kansas 4-H Space Tech project to exhibit in this division.
2. Each exhibitor may enter one robot per class. **Exhibit must have been constructed/completed during the current 4-H year.** The robot must be selected at the county fair level for entry at the State Fair. Counties or districts should select only the top blue or purple ribbon robot exhibits **which meet State Fair guidelines.**
3. Each robot must be free-standing, without the need for additional supports in order to be moved or exhibited.
4. Robot dimensions should not exceed 2 feet high, by 2 feet wide, by 2 feet deep. Weight may not exceed 15 pounds.
5. All electric components of the robot must be adequately covered or concealed with a protective enclosure. Paper is **NOT** considered an adequate enclosure or covering for electrical components.
6. Robots may be powered by an electrical, battery, water, or solar source only. Junk drawer robots may be powered by a non-traditional power source. Robots powered by fossil fuels/flammable liquids will be disqualified. Robots that include weaponry of any kind will be disqualified. Weaponry is defined as any instrument, possession or creation, physical and/or electrical that could be used to inflict damage and/or harm to individuals, animal life , and/or property.
7. Remote controlled robots are allowed under certain conditions provided that the robot is not drivable. Remote controlled cars, boats, planes and/or action figures, etc. are not allowed.
8. Each robot must be in operable working condition. The judges will operate each robot to evaluate its workmanship and its ability to complete the required tasks for this current 4-H year.
9. Each exhibitor is required to complete the **“4-H Space Tech Robotics Exhibit Information Form”** which is available through your local K-State Research and Extension office. This form must be attached to the outside of a 10”x13” manila envelope. For notebooks, display boards, and posters, no additional exhibit information is required; no manila envelope is needed for these exhibits.
10. The exhibit must include written instructions for operation, construction plans, one to three pages of project photographs or a 5 minute CD, DVD, or video presentation, and robot programming information, if applicable. However, no exhibitor will be allowed to set up their robot in person. This information should be placed inside the 10”x13” manila envelope mentioned above. **The exhibitor may enter their electronic project listed under the electric program as under the Space Tech robotics project if the exhibitor so chooses.**
11. Creativity, workmanship, and functionality will be strong criteria in judging the “Robot designed by the Exhibitor” classes.
12. Exhibitor’s name(s) and county or district must be tagged or labeled in a prominent location on the robot, educational display, notebook, and/or poster board. Sources of scientific information must be cited on the front of your exhibits, including all posters and educational display boards.

13. Team project notebooks must be organized in a 3-ring binder and should highlight information/roles of each team member, drawings, charts, photographs, goals, and objectives of your robotics project, and all robotic competitions your team has competed in during the current 4-H year.
14. There are no county or district boundaries that must be adhered to in order to form a Kansas 4-H Space Tech Robotics team. However, as mentioned in #1, each team member must be currently enrolled in the Kansas 4-H Space Tech project.
15. See the last section for full details about exhibiting posters, display boards and notebooks.

Division A - Novice - One to Two Years in Robotics Project

- Class 3760 Robot made from a commercial (purchased) kit.
 Class 3761 Robot designed and constructed by an exhibitor. The robot must not be a mere modification of an existing robot kit or plan.
 Class 3762 Programmable robot made from a commercial (purchased) kit.
 Class 376 Robot designed and constructed by exhibitor or from a commercial kit, that is operated by a remote controlled device.
 Class 3764 Junk Drawer Robotics-based curriculum robot

Division B - Intermediate - Three to Four Years in Robotics Project

- Class 3768 Robot made from a commercial (purchased) kit.
 Class 3769 Robot designed by exhibitor. The robot must not be a mere modification of an existing robot kit or plan.
 Class 3770 Programmable robot made from a commercial (purchased) kit.
 Class 3771 Robot designed and constructed by exhibitor or from a commercial kit, that is operated by a remote controlled device
 Class 3772 Junk Drawer Robotics-based curriculum robot

Division C - Professional - Five or More Years in Robotics Project

- Class 3776 Robot made from a commercial (purchased) kit.
 Class 3777 Robot designed by exhibitor. The robot must not be a mere modification of an existing robot kit or plan.
 Class 3778 Programmable robot made from a commercial (purchased) kit.
 Class 3779 Robot designed and constructed by exhibitor or from a commercial kit, that is operated by a remote controlled device.
 Class 3780 Junk Drawer Robotics-based curriculum robot

Division D - Team Robotics Project

- Class 3782 Robot designed and constructed by 2 or more 4-H Space Tech project members. The robot must not be a mere modification of an existing robot kit or plan. The robot may be a programmable type that is made from a commercial (purchased) kit. This division is designed to encourage teamwork and cooperation among fellow 4-H Space Tech members. As with many high tech projects today, no one person designs and builds a

robot alone. It takes the brainstorming, planning, problem solving, and cooperation of an entire team to complete a given robotics project.

4-H SPACETECH - ROCKETRY

The Kansas 4-H SpaceTech Rocketry program is designed to allow 4-H members to explore aerospace through rockets of various sizes. Kansas 4-H has adopted the National Association of Rocketry's rules, regulations, and safety guidelines.

Exhibit Information for ALL rocketry categories:

1. All revisions of all forms previously released for the SpaceTech division either undated or dated prior to current year are void for use and new forms must be obtained and used that are dated by the State 4-H Office for the current year. Use of old forms will result in the loss of one ribbon placing for exhibits.
2. Relevant documents may be obtained from County Extension Offices or from www.KansasSpaceTech.com
3. NAR refers to the National Association of Rocketry and its' governing board.
4. All NAR documents, with the exception of the "pink book" referenced herein can be found at <http://www.nar.org>.
5. If a fire burn ban is in effect for any county in Kansas, exhibitors in any Kansas County are not required to launch their rocket(s). All requirements for the launching of rockets for the state fair and the documenting of the launching are suspended for the duration of the ban.
6. See the last section for full details about exhibiting posters, display boards and notebooks.

Exhibit Definitions for ALL rocketry categories:

1. As defined by the National Association of Rocketry (NAR), a scale model is "any model rocket that is a true scale model of an existing or historical guided missile, rocket vehicle, or space vehicle." The intent of scale modeling is, according to the NAR, "to produce an accurate, flying replica of a real rocket vehicle that exhibits maximum craftsmanship in construction, finish, and flight performance." (NAR "Pink Book" 50.1 4-1).
2. Adult supervision is defined as being under the direct supervision of someone 18 years of age or older.
3. For the purposes of Kansas 4-H SpaceTech a high powered rocket is defined as a rocket that meets any of the following criteria:
 - a. Is 2 inches or greater in diameter (not including fins) and taller than 3 feet (36 inches including fins)
 - b. Weighs more than 3.3125 pounds (53 ounces or 1500 grams) at the time of launch.
 - c. Uses an 'E' engine or larger to launch (2D's, 4C's, 8B's, etc.);
 - d. The total impulse of all engines used in the rocket is greater than 20.01 Newton-seconds of thrust.
 - e. Models powered by rocket motors not classified as model rocket motors per NFPA 1122, e.g.:
 - i. Average thrust in excess of 80.01 Newtons

- ii. Contains in excess of 2.2 ounces (62.5 grams) of propellant and are limited to only H and I motors.
- 4. High power certification is defined as having successfully completed a certification program for high-powered rocketry through the NAR and maintaining that certification. This applies to all membership levels in the NAR. Specifically the “Formal Participation Procedure” for the “Junior HPR Level 1 Participation Program” as outlined by the NAR.
- 5. NAR rules for launching and construction of all rockets are assumed to be used by all 4-H SpaceTech exhibitors and will be considered during judging.
- 6. For the purposes of Kansas 4-H SpaceTech, NO rocket may be launched using engines totaling more than an ‘I’ impulse engine or 640 Newton-seconds of total thrust.

Exhibit Rules for ALL rocketry categories:

Purpose: These rules apply to how rockets are to be displayed at the fair and what those displays should and should not contain. These rules apply to all rockets displayed in the SpaceTech division.

- 1. 4-H members must be currently enrolled in the 4-H SpaceTech - Rocketry program to exhibit in this division.
- 2. Each exhibitor may enter up to two rocket exhibits that have been constructed during the current year. If two rockets are entered, one rocket must be either a “kit” or a “rocketry educational exhibit” and the second may be entered into any other applicable class. An exhibitor may not enter two rockets in the same class.
- 3. The report that accompanies the rocket must be limited to the 4-H SpaceTech Rocket Exhibit Information Form which is affixed to a 10” x 13” envelope. This envelope should NOT be attached to the rocket stand or rocket. This may be downloaded from [http://www.Kansas4- H.org](http://www.Kansas4-H.org) Any rocket exhibit not including this completed envelope will receive an automatic participation ribbon.
- 4. Plans (or a photocopy) must be placed inside the envelope.
 - a. This includes original design rockets.
 - b. If a rocket kit has been modified structurally, notations need to be given indicating the changes made, either by notations on the Rocket Exhibit Information Form or by placing notes in the plans.
- 5. One or more photographs of the rocket at the launch site are required.
 - a. Photographs showing the rocket at the moment of ignition are preferred.
 - b. Photographs must be mounted on one side of 8 ½” x 11” page(s).
 - c. There must be at least 1 page of photos and no more than 5 pages of photos.
 - d. Include at least one photo showing rocket construction, preferably with the exhibitor included.
 - e. Do not include photos of members catching their rockets as they return to earth. This is an unsafe practice, and we do not recommend or condone this practice.
- 6. To exhibit in this division:
 - a. The rocket must have been flown.

- b. Support rods must not extend past the tip of the highest nosecone on the model.
 - c. Support rods must remain in the upright position, 90 degrees to the display base, do not angle. If support rods are not perpendicular to the base, the judge should deduct two ribbon placings.
 - d. No model may be submitted on a launch pad.
7. Launches should not be conducted in winds above 20 mph, and will constitute a disqualification of rocket exhibit.
 8. All rockets must have a safe method of recovery, e.g., parachute, streamer or tumble recovery. Any rocket without a recovery system will be disqualified.
 9. The altitude achieved by the rocket is to be determined using a method other than estimation. Examples of accepted methods include altimeter, computer software, range finders, etc. If additional space is needed to show calculations of how the altitude was achieved one additional page may be added to the rocketry information pack.
 10. Flight damage is to be documented by the participant on either the construction plans or the 4-H SpaceTech Rocket Exhibit Information Form.
 11. The judging of flight damage is to be secondary to all other aspects of the model and only then may it even be considered. However under no circumstance may flight damage be grounds for disqualification.
 12. Engines and igniters, under any circumstance, ARE NOT permitted with the exhibit and constitute an immediate disqualification.
 13. If an engine becomes stuck, jammed, wedged, or in any other way permanently affixed in or to a rocket and can not be removed from the rocket, the rocket will be subject to immediate disqualification. This is because it is not possible to make a full and immediate assessment of the safety of the rocket when it is being judged and safety is paramount.
 14. Engines may not be used as display stands hollowed out or otherwise. This is a significant change from previous year's rules Engines used as a display stand will be subject to immediate disqualification.
 15. Rocket engines should not be used to join multi-stage rockets together.
 - a. Multi-stage rockets can be displayed without having the stages connected together.
 - b. The different stages must be included to complete the rocketry exhibit, incomplete exhibits will be deducted at least one ribbon placing.
 - c. Use of any engines to join the stages together will be subject to immediate disqualification.
 16. Multi-stage rockets can be flown using just the final stage and be considered fully flown.
 17. If a safety violation is noted by the judges, superintendent, or other staff, the exhibitor's rocket, at the judges' discretion, will receive a participation ribbon. All information necessary will be given to the NAR and TRIPOLI for investigation and possible revocation of membership.

Construction Rules for ALL Rockets:

Purpose: These rules apply to the construction of all rockets displayed in the SpaceTech division.

1. Rockets are to be properly assembled according to the assembly instructions.
2. Beginner kits with prefabricated fin assemblies and pre-finished rockets requiring no painting are not acceptable, and will be disqualified.
3. Plastic snap together fins and prefabricated fin assemblies that do not require fin alignment are not acceptable, and will be disqualified.
 - a. This rule does not apply to plastic fins that must be manually aligned and do not utilize a fin alignment mechanism, including, but not limited to fin alignment rings or spacing blocks.
 - b. This rule does not apply to fiberglass, Kevlar, extruded foam, composite, or wood fins; especially when used for “through-the- wall” fin attachment techniques that are common in larger rockets.
 - c. In addition, plastic parts for decorative and mechanical purposes (i.e. decorative nozzles and moving landing struts) are not considered fins and can consist of plastic. Decorative nozzles, etc. need to be securely fastened and not pose a safety hazard.
4. Angles of fins must fall within a plus or minus 2 degree variation using an approved fin alignment guide (such as KSSTAC10). An official fin guide is available from www.KansasSpaceTech.com
5. Fins should be rounded or streamlined to reduce drag on all exposed sides unless instructions indicate otherwise.
6. Fins and body tubes are to be sealed with sanding sealer and/or primer to eliminate the appearance of body grooves and wood grain.
7. Fins and launch lugs are to be filleted to reduce drag and properly secure them to the model.
8. Any seams on plastic parts are to be sanded smooth.
9. Body tubes/airframes/engine mounts can be made from suitable materials, including, but not limited to: reinforced paper, cardboard, phenolic resin, specialized polymer resins, fiberglass, Kevlar, or other suitable structural materials.
10. The nose cone is to fit snugly but still allow for easy removal.
11. Exhibits must be uniformly painted and smoothly finished or finished as per rocket instructions, and have decals applied smoothly.
12. Non-standard surfacing (such as textured paint) may be used if directed by the instructions, this includes scratch built rockets.
13. Models may not be judged based on their paint scheme (colors and placement on the rocket), with the exception of rockets that fit the definition of a “scale model.” All other rockets do not have to follow the suggested paint scheme, allowing the 4-Her to display maximum creativity in the finishing of their rocket.
 - a. Under no circumstances is the weight given to the paint scheme to be sufficient enough, by itself, to move the model from one ribbon placing to another.

14. "Scale models" may be judged based on their paint scheme. The judge may deduct up to one ribbon placing for not following the paint scheme.
15. Scale Model Rockets are to be finished and completed with a majority (greater than 70%) of decals.

Model Rocketry Guidelines (ages 7 and up):

Purpose: Model rockets are generally small-to-medium sized rockets that can be purchased at hobby stores or are small-to-medium sized model rockets that an individual(s) builds from parts similar to those found in model rocket kits.

1. Rockets classified as high powered may not be entered in this category.
2. Each rocket must be able to stand freely by itself or be supported by a solid base, not to exceed 4-1/4" (four and one-quarter inch) thick and 8" square. The exhibitor's name, county or district, and age must be labeled on the base.
3. If the model rocket is greater than 4 feet tall it can be displayed without a base, or displayed parallel to the ground with up to 3 notched blocks not to exceed 4" in height width and depth. The exhibitor's name, county or district, and age must be labeled on the top of the base.
4. All exhibitors must comply with the NAR Model Rocket Safety Code that is in effect as of October 1st of the current 4-H year. However in the event that there is a modification in this code, the SpaceTech Action Team may review and implement the modified code.

Original Design Rocket Guidelines (ages 11 and up):

Purpose: To allow for youth to develop their own rockets (model and high powered) in a safe manner that displays maximum craftsmanship.

1. Original design rockets cannot be a modification of a pre-existing kit and must be of original design.
2. Original design rockets must be designed by the exhibitor(s).
3. Original design rockets must include detailed instructions, so that someone could construct the original designed rocket just like a kit purchased at a store. Instructions can be as many pages as needed to convey full and complete construction techniques.
4. Original design rocket instructions should not include copies of instructions in part or in whole from existing kits.
5. For a rocket entered in the original design classes, describe in the summary how the rocket was tested for stability prior to flying.
6. Up to 4 additional pages can be added to the rocketry information pack detailing the test(s) performed to insure stability. 4-Her's are strongly encouraged to provide as much detail as possible. Failure to provide adequate written documentation will result in a disqualification.

Alternative Skins (ages 14 and up):

Purpose: Alternative skins are an advanced construction technique that allows the builders of model rockets to display maximum design and creativity in their models.

Alternative skins are thin coverings over a supporting skeleton that serve as the finish of a rocket as opposed to painting.

Construction and Operating Rules and Guidelines:

1. The General exhibit rules for ALL categories apply.
2. Use of alternative skins used for model aircraft is permitted on rockets of original design provided adequate provisions are made to prevent the rocket from catching fire during all phases of flight.
3. When used in construction these alternative skins should not be used as primary structure for the rocket. The rocket should still be of sound design and construction to insure safety for personnel performing launch activities as well as others who are in the nearby vicinity.

Types of Covering:

1. Plastic shrink type coatings used for radio control model aircraft are permitted. These can be obtained from various manufacturers and hobby suppliers.
2. Other types of fabric coverings such as cloth types using coatings for stiffness are permitted as long as all of the rules set forth above are met.

Quality of Finish:

When the above finishes are used the following judging criteria will apply in addition to those for judging other rocketry divisions.

1. Seams and transition areas will be uniform and even when they are needed in the construction.
2. Gaps and holes are not permitted in the covering especially where the fins or other stabilizing devices meet the main body of the rocket.
3. Omission of these skins from the bottom of the rocket is permissible. Paints and other types of coatings currently used for rocketry may be substituted in these areas.
4. Alternative skins in this section may also be used in conjunction with paints on the rocket. However, care shall be taken to insure that edges of the alternative skins will not peel off in flight.

Division A -Exhibitors 7 through 13 years old

Class 3800 Rocket made from kit. Include plans.

Division B -Exhibitors 11 through 13 years old (7-10 year olds may not enter in this class)

Class 3805 Rocket designed by exhibitor; not merely a modification of an existing kit. Include original plans.

Division C -Exhibitors 14 years and older

Class 3810 Rocket made from kit. Include plans.

Class 3811 Rocket designed by exhibitor; not merely a modification of an existing kit. Include original plans.

Class 3812 Rocket designed by exhibitor that uses alternative skins; not merely a modification of an existing kit. Include original plans.

Division D -Exhibitors 11 years and older

This class is designed to encourage teamwork among individuals and clubs to work on a rocket from the initial design to the finished product.

Class 3815 Rocket designed by 2 or more exhibitors; not merely a modification of an existing kit. Include original plans.

High Power Rocketry Guidelines:

Purpose: To allow for improved safety and judging of rockets that meet the requirements of 4-H high power rockets.

1. Exhibitors must be at least 14 years of age by January 1 of the current year.
2. The rules for ALL categories apply.
3. In addition to the information packet completed for all rockets, a high power information form is to be completed and placed inside of the information packet. This may be downloaded from <http://www.Kansas4-H.org/>. Click on KSF Packet link.
4. The NAR High Power Rocket Safety Code applies to the construction and launching of all rockets displayed in this division. As such all exhibitors must comply with the NAR High Power Rocket Safety Code that is in effect as of October 1st of the current 4-H year. However in the event that there is a modification in this code the SpaceTech Action Team may review and implement the modified code.
5. All rockets in this division are to be launched under adult supervision by the 4-H member who constructed the rocket.
6. If a rocket is launched using an engine(s) that has 160.1 ('H' engine or equivalent amount of smaller engines) Newton's-seconds or larger, adult supervision must be provided by an individual having at least a level 1 high power certification.
 - a. The 4-H member should also hold or be attempting to attain their level 1 high power certification, and should include supporting documentation of such (a copy of Level 1 card is sufficient).
7. If according to Federal Aviation Regulations Part 101, a waiver is required to fly the rocket, a copy of that waiver is to be attached to the High Power Information Form. In the case where the launch was a public event a substitute to a copy of the waiver is the Range Safety Officers (RSO's) contact information.
8. High Power Rockets may be displayed without a supporting stand. If a supporting stand is used, it is not to exceed 4-1/4" (four and one-quarter inch) thick and 8" square. The exhibitor's name, county or district, and age must be labeled on the base.

Division E -Exhibitors 14 years and older

Class 3820 High power rocket made from kit or original design.

4-H SPACETECH - UNMANNED AERIAL SYSTEMS

Purpose: The 4-H unmanned aerial systems or UAS project explores the world from above the trees and discovers new frontiers with UASs. Members explore the uses and applications of unmanned aerial systems including how UASs link to other projects such as geology, robotics, electronics, crop science and many more.

1. The 4-H members must be currently enrolled in the 4-H SpaceTech project to exhibit in this division.
2. Each exhibitor may enter one exhibit per class. Exhibit must have been completed during the current 4-H year.
3. For 2017, display boards, posters and notebooks are the only unmanned aerial systems exhibits being accepted. In 2018, more classes will be added for UASs.
4. Unmanned aerial systems exhibits may be checked out for use in a Kansas State Fair 4-H demonstration or 4-H illustrated talk with prior permission. For permission, check with the superintendent or Deryl Waldren. The exhibit must be returned to display immediately after the demonstration/illustrated talk or the exhibit will be disqualified.
5. Exhibitor's name, county or district, age, and years(s) in project must be tagged or labeled in a prominent location on the exhibit, educational display, notebook, and/or poster.
6. Unmanned Aerial Systems that include or depict weaponry of any kind will be disqualified. See the last section for full details about exhibiting posters, display boards and notebooks.

4-H SPACETECH EDUCATIONAL EXHIBITS - POSTERS, NOTEBOOKS AND DISPLAY BOARDS

1. The General Exhibit rules for ALL categories apply.
2. Entries must have been selected at the county level for entry at the Kansas State Fair. Counties/Districts should select top blue or purple ribbon Educational Rocketry Exhibits which meet State Fair guidelines.
3. For notebooks, display boards, and posters, no additional exhibit information is required; no manila envelope is needed for these exhibits.
4. Exhibits in posters, notebooks and display boards may not be just a static project, but must contain substantial supporting educational materials in the form of posters, notebooks, or display boards, etc.
5. Educational display boards, posters and notebooks should be creative and showcase details about the knowledge learned in the project during the current 4-H year. Value is placed on youth who can demonstrate how their skills have increased while completing the project. Each exhibit will be judged on uniqueness, creativity, neatness, accuracy of material, knowledge gained, and content. An exhibit judging score sheet will be available at www.kansasspacetech.com. For example, a rocket may have crashed and/or is highly damaged that can't be launched again may be made into an educational display or poster that tells a great story with many lessons learned.
6. Follow copyright laws, citing all sources of information in a standard notation on the "4-H Educational Rocketry Exhibit Information Form." Additional pages can

be added inside the Information Packet and should be labeled "Citations." Sources of scientific information must be cited on the front of your exhibit, including all posters and educational display boards.

7. Educational displays are not to exceed a standard commercial 3'x 4' tri-fold display board. No card board table exhibits will be allowed. Care should be taken to use durable materials that will withstand Kansas State Fair conditions.
8. "Construction Kits" that are part of Educational displays must be contained in cases (tackle boxes, sealable containers, etc.) that may not be larger than 1' X 2' X 2' and must have a latch which securely keeps all components contained in the "Construction Kits". Other components are to adhere to appropriate dimensions as stated elsewhere.
9. Educational Project notebooks must be organized in a 3-ring binder.
10. Educational posters must be no larger than a 20" X 30" poster board. Exhibitors are encouraged to laminate all posters and diagrams or cover them with clear plastic film. Any three dimensional display exhibits may not be thicker than 1".
11. Engines and igniters in rockets ARE NOT permitted with the exhibit and constitute an immediate disqualification. This is for safety reasons and includes both spent and live engines.
12. Exhibitor's name, county or district, age, and year(s) in project must be tagged or labeled in a prominent location on the educational display, notebook, "Construction Kit," and/or poster.
13. Exhibits should possess the following qualities (in no particular order):
 - a. A Central theme
 - b. What you want others to learn
 - c. Be designed and constructed in a manner befitting the exhibit
 - d. Be something you are interested in
 - e. Be related to model or high power rocketry
 - f. And those characteristics described above.

**4-H WILDLIFE
Superintendents**

**Osage City Gayla Regenold
Overbrook**

Alex Regenold, Jr. Asst.

1. 4-H members may enter one exhibit per class.
2. **EXHIBITORS MUST COMPLY WITH STATE AND FEDERAL LAWS. It is illegal to possess threatened or endangered wildlife, or the feathers, nests or eggs of non-game birds. Game birds and game animals taken legally during an open season may be used. The use of live wild animals in educational exhibits is prohibited.**
3. Name, county or district, age and year in project should be in a prominent location on the exhibit.
4. Notebooks and Displays will be judged on the following points:
Stopping Power.....15
Is the main idea specific? Is the idea presented clearly, simply, forcefully?

Interest, Holding Power.....	15
Does the exhibit give the observer additional facts in a clear, concise, informative way?	
4-H Project Application.....	15
Is the subject matter an effective showcase?	
Mechanical Power.....	5
Correct letter size, pleasing color combination, appropriate symbols and models.	
Personal Growth.....	25
How much knowledge was gained by exhibitor? Enthusiasm shown.	
Educational Value.....	25
Knowledge shared. NOTE: Credit all citations, websites, or other resources used in creating your exhibit.	
5. Posters will be judged on the following points:	
General Appearance.....	30
Information.....	50
Organization.....	20
Class 3900	Notebook – contents pertain to some phase, results, story, or information about the wildlife project.
Class 3901	Promotional Poster – Must be related to something learned in the wildlife project. (Posterboard or foamboard no larger than 22" X 28").
Class 3902	Educational Display – Must be directly related to the wildlife project. Maximum tri-fold size 3' X 4'.
Class 3903	Taxidermy/Tanning Exhibit. Should include an attachment that shows the work in progress through photos with captions or a detailed journaling of the process. *KSRE, 4-H or the Fairs are not responsible for damage during exhibition.

**4-H WOODWORKING
Superintendents**

Osage City Gayla Regenold

Alex Regenold, Jr. Asst.

Overbrook Burlingame 4-H Club

1. Each exhibitor is limited to one article per class.
2. The plan from which the exhibit was constructed must be with the article. The plan may be a photocopy, the actual pattern, or a scale drawing. It must be complete and accurate to the extent that a duplicate article could be built using the plan as a guide.
3. Any project that has glass that is not secured, i.e., glass shelves, glass top of a coffee table, etc., should not be brought to the fair. Glass that is secured in the project, i.e., glass front of a gun case or cabinet, etc., is permissible since it cannot be removed from the project.
4. Entry card, plans and all other paperwork should be secured to the project in some manner. Tape is usually not adequate to accomplish this. It is recommended to use a zip top plastic bag with a hole punched through it and using a string to tie this to the exhibit.

5. Refinished/repaired furniture should be exhibited in Home Environment.
6. Projects made from pre-cut kits are not allowed.
7. In judging woodwork articles, consideration will be given to Workmanship, including accuracy to the plan; Design; Choice of wood; Suitability and quality of finish; and Usefulness.
8. Firearms and weapons are not to be entered or displayed.

Class 3950 Article for farm or shop use.

Class 3951 Furniture for household or lawn use.

Class 3952 Other woodwork. Articles not included in above classes Including any article made from a kit. Examples: bird houses, bird feeders, household equipment such as knife racks, bread boards, door stops, etc.

OSAGE COUNTY 4-H COOKIE JAR CONTEST

Osage City Barb Thompson & Kathie Webster

J. D. Schoepflin, Jerra Butterfield, Jr. Assts.

Each county-wide 4-H Community Club or county-wide 4-H Project Club may make one entry in the 4-H Cookie Jar Contest. The cookie jars can be displayed at the Melvern Sunflower Days, the Osage City Osage County Fair, and the Overbrook Osage County Fair. New cookies should be prepared for each fair. **The Overbrook Osage County Fair will sell the top three jars at their Livestock Auction. Proceeds will go to the Osage County 4-H Council.**

Fancy assorted cookies in a clear glass, wide mouth attractively decorated jar of 1 gallon capacity.

1. Jar must be decorated using a theme of your own choice.
2. Decorations may not extend more than approximately 4 inches beyond the jar.
3. Cookies should be visible through at least 50% of the jar.
4. Decorations will count for 50% and cookies for 50%.
5. Jar must be filled with not less than 5 different kinds of cookies, from different batters and dough.
6. Each cookie should be wrapped separately in clear plastic wrap.
7. In addition to the cookie jar, display one of each kind of cookie on a paper plate. Clearly identify and individually wrap each cookie, so that the judge will not need to open the cookie jar.

Class 4000 4-H Cookie Jar

BOY SCOUTS OF AMERICA Osage City and Overbrook Only

Niki Schoepflin

Osage City

1. Competitive exhibition is open to all registered Boy Scouts in good standing. Limited to three (3) entries. Only 1 (one) entry is allowed in each class and the

Scout can enter exhibits in only one classification (Tigers, Cubs, etc.) with the exception of Cubs who can exhibit in 02 and 03 and Webelos who can exhibit in 03 and 04. Classification for entries will be made on Scout registration for this current year.

- 2 Articles must have been made within the past year by the Scout and never previously exhibited at the Fair except for collections which may be exhibited more than once if new additions are made, labeled and dated.
- 3 Cookies and candy should include 6 pieces. All baked goods, candies & jellies & jams must have a typed recipe on 8 ½" X 11" sheet with name, address and phone number on bottom left corner.

Class BS100	Tiger Cubs - 01
Class BS200	Cub Section - 02
Class BS300	Cubs & Webelos Section - 03
Class BS400	Webelos - 04
Class BS500	Boy Scouts - 05

GIRL SCOUTS OF AMERICA Osage City and Overbrook Only

Niki Schoepflin

Osage City

1. Competition is open to all registered Girl Scouts 5-18 years old.
2. Exhibit articles must have been made by the exhibitor since last year's Fair. Limited to three (3) entries.
3. Classification for entries will be made on Scout registration from the past year.
4. Canning: Use the updated USDA prescribed method.
5. Gardening entries must have been grown in Kansas by the person entering the exhibit.
6. Collections may be entered in consecutive years, provided new additions are dated.

Class GS100	Daisy Girl Scouts
Class GS200	Brownie Girl Scouts
Class GS300	Junior Girl Scouts
Class GS400	Cadette Girl Scouts
Class GS500	Senior Girl Scouts

OPEN CLASS EXHIBITS

OPEN CLASS DUCT TAPE CONTEST

Niki Schoepflin

Osage City

1. Items may be made with any color duct tape.
2. Items must be created using 90% duct tape.
3. Each Exhibitor may enter only one item per class.

4. Create your own category is an opportunity to show creativity. Items should be made with a good clean wholesome nature. No vulgar or suggestive decorations will be allowed.

Judging Criteria:

40% Workmanship– 30% Creativity – 20% Appearance –10% Difficulty

Class DT	100 Hat
Class DT	101 Purse/Wallet
Class DT	102 Clothing

OPEN CLASS RECYCLING
Osage City and Overbrook Only

Niki Schoepflin

Osage City

1. Recycled items could be an object that is being used for something else rather than its original purpose. Example: recipe box that had been made from other paper products.
2. If 3 or more persons enter the same recycling class item, a new class may be named.
3. **Osage Salvage and Recycling** will sponsor one Grand Champion for Juniors and one Grand Champion for Seniors for Osage City only.

Division A - Jr. - 14 years old and under as of January 1, current year

Class JRC1	Antiques
Class JRC2	Baking
Class JRC3	Clothing and Textiles (quilts, needlework, clothing, rugs)
Class JRC4	Crafts (ceramics, wreaths, woodworking, models, etc)
Class JRC5	Crocheting
Class JRC6	Farm Crops
Class JRC7	Farm Mechanics
Class JRC8	Fine Arts (painting, drawings, printmaking)
Class JRC9	Floriculture
Class JRC10	Food Preservation
Class JRC11	Garden
Class JRC12	Knitting
Class JRC13	Photography
Class JRC14	Quilts

Division B - Sr. - 15 years old and older

Class SRC1	Antiques
Class SRC2	Baking
Class SRC3	Clothing and Textiles (quilts, needlework, clothing, rugs)
Class SRC4	Crafts (ceramics, wreaths, woodworking, models, etc)
Class SRC5	Crocheting
Class SRC6	Farm Crops

Class SRC7	Farm Mechanics
Class SRC8	Fine Arts (painting, drawings, printmaking)
Class SRC9	Floriculture
Class SRC10	Food Preservation
Class SRC11	Garden
Class SRC12	Knitting
Class SRC13	Photography
Class SRC14	Quilts

OPEN CLASS HORTICULTURE AND CROPS

Derald & Mary Lou Stromgren

Osage City

North Osage 4-H

Overbrook

1. Secure entry form to plate or container with string or tape.
2. All exhibits, except soybeans, must be grown by exhibitor this year. 1 entry per person per vegetable.
3. Please feel free to bring in any home grown garden produce and we will make a class for it.

Class H0 Vegetable Garden Display

Each exhibitor in this class will be limited to four square feet of space. The Vegetable Garden Display should be exhibited in a tray, basket or container that can be easily moved by the fair staff.

The exhibit consists of five different fresh vegetables. Canned vegetables and shelled vegetables are not acceptable. Only one variety of each type of vegetable may be exhibited. The numbers of the five types of vegetables to be exhibited are as follows:

Large Vegetables-One Each

Cabbage	Large Pumpkin
Cantaloupe	Squash
Eggplant	Watermelon

Medium Vegetables - Five Each

Beets	Onions
Okra	Sweet Potatoes
Potatoes	Carrots
Peppers	Cucumbers
Tomatoes	
Decorative Gourds	
Miniature Pumpkin	
Or similar size vegetable	

Small Vegetables - Twelve Each

Green Snap Beans Wax Beans
English Peas
or other similar sized vegetables

Class H1 Small vegetable specimen plate (12) Ex: green snap beans, yellow wax beans, lima beans, other small vegetables.

Class H2 Medium vegetable specimen plate (5) Ex: cucumbers -slicing, cucumbers - pickling, cherry tomatoes, red tomatoes, yellow tomatoes, canning tomatoes, beets, white onions, yellow onions, red onions, bell peppers, yellow banana peppers, Jalapeno peppers, other peppers, okra, parsnips,

- turnips, rhubarb, sweet potatoes, red potatoes, white or Russet potatoes, carrots, other medium vegetables.
- Class H3 Large vegetable specimen plate (1) Ex: watermelon, yellow summer squash, butternut squash, acorn squash, zucchini squash, baker & slicer zucchini, pumpkin, eggplant (2), cabbage, cantaloupe, honey dew cantaloupe, pumpkin, other large vegetable.
- Class H4 Fresh Culinary herbs (6) Ex: parsley, basil, dill, etc. Six stems (or a comparable quantity) of ONE VARIETY of fresh herbs exhibited in a disposable container of water. Dried herbs are not accepted.
- Class H5 Small fruit specimen plate (Ex. - 5 bunches of grapes - white, light, or dark varieties; ½ pint box - strawberries, raspberries, etc.)
- Class H6 Medium fruit specimen plate (Ex. - 5 apples (Delicious, Jonathan and other varieties - judged together), 5 peaches, 5 plums, 5 pears, etc.)
- Class H7 Largest tomato
- Class H8 Largest pumpkin
- Class H9 Plate of 3 ornamental (small) pumpkins
- Class H10 Largest watermelon
- Class H11 Largest cantaloupe
- Class H12 Plate of 3 gourds
- Class H13 Plate of 5 garlic
- Class H14 Largest zucchini
- Class H15 Miscellaneous

Grains

1. Products exhibited in this division must have been grown in the current year, with the exception of soybean seed and edible field bean seed.
2. Exhibits should be as mature as possible.
3. May exhibit a maximum of one entry per class.
4. Every entry must be identified by hybrid or variety name.
5. All classes calling for a gallon sample may have a 2 ½" to 3" in diameter cylinder placed in a glass gallon container to reduce the amount of grain to about three quarts.

CORN-Ten Ear Exhibit

- Class H21 White. Variety or hybrid must be named.
- Class H22 Yellow. Variety or hybrid must be named.

SORGHUM-Ten Head Exhibit

- Class H23 Hybrid grain sorghum. Hybrid must be named.
- Class H24 Hybrid forage sorghum. Exhibit to consist of the entire plant; no roots. Hybrid must be named.
- Class H25 Other forage sorghums. Exhibit to consist of the entire plant; no roots. Variety must be named.

WHEAT-One Gallon Sample

- Class H26 Soft red winter wheat. Variety or hybrid must be named.
- Class H27 Hard red winter wheat. Variety or hybrid must be named.
- Class H28 Hard white wheat. Variety or hybrid must be named.

SUNFLOWERS

- Class H29 Confectionery heads. 3 heads must be submitted.
- Class H30 Confectionery seeds in jar. 1 gallon jar must be submitted.
- Class H31 Oil seed heads. 3 heads must be submitted.
- Class H32 Oil seeds in jar. 1 gallon jar must be submitted.
- Class H33 Largest sunflower head.

OTHER CROPS

- Class H34 Oats: Exhibit to consist of one gallon sample. Variety must be named.
- Class H35 Barley: Exhibit to consist of one gallon sample. Variety must be named.
- Class H36 Alfalfa: Exhibit to consist of one gallon sample. Variety must be named.
- Class H37 Alfalfa Hay: Exhibit to consist of one flake or slice from a rectangular bale, or a 10 inch section cut from a round bale. The flake or slice should be approximately 6 inches in thickness and tied in two directions. Variety must be named.
- Class H38 Grass Hay: Ten inch flake or slice, 6 inches thick and tied in two directions. Variety must be named.
- Class H39 Brome Grass: Exhibit to consist of one gallon sample of seed.
- Class H40 Other Tame Grasses: Exhibit to consist of one gallon sample of seed.
- Class H41 Soybeans: Exhibit to consist of one gallon sample of seed from most recent harvest. Variety must be named.
- Class H42 Soybeans: Bundle of five plants from most recent harvest. Variety must be named.
- Class H43 Edible field beans: Exhibit to consist of one gallon sample of seed from most recent harvest.
- Class H44 Edible field beans: Bundle of five plants (with roots intact) from most recent harvest.
- Class H45 Miscellaneous Crops: Exhibit to consist of one gallon sample of seed or 10 heads produced from current project. Variety must be named.
- Class H46 Honey, combed.
- Class H47 Honey, extracted, (3) - 2 lbs. Queenline jars.

Youth Under 15 Years of age

1. Follow guidelines in open class horticulture and crops regarding entries.
 - Class H48 Small vegetable
 - Class H49 Medium vegetable
 - Class H50 Large vegetable
 - Class H51 Herb
 - Class H52 Small fruit
 - Class H53 Medium fruit

Class H54	Corn
Class H55	Sorghum
Class H56	Wheat
Class H57	Sunflower
Class H58	Other Crop

OPEN CLASS DOMESTIC ARTS

Jane Williams **Osage City**
Helen Ramsey & Catherine Kane **Overbrook**

1. Entries that have previously won premiums at any Osage County Fair will be graciously displayed, but will not compete for prizes.
2. Entries are to be brought by the person responsible for making the item unless arrangements are made with the fair Secretary.
3. There will be a limit of 5 entries per person, per class.
4. Classes have been made for the most popular items entered in recent years, additional classes will be made if 3 or more items are entered, otherwise they will be entered in the Misc. class for each division.
5. Articles must have been made within the last 3 years with the exception of wearing apparel classes which must have been made in the current year only.

Quilts

Class A1	Best, oldest quilt (state year made)
Class A2	Quilt, Patchwork (hand)
Class A3	Quilt, Patchwork (machine)
Class A4	Quilt, Appliqué
Class A5	Quilt, Embroidered
Class A6	Quilt, Child's Crib
Class A7	Quilt, Creative or "just for fun"
Class A8	Quilts, Other
Class A9	Quilt Tops
Class A10	Quilt for quilting only (white work)
Class A11	Wall Hanging
Class A12	Quilt by Organization or Family
Class A13	Quilted Pillows
Class A14	Miniature Quilts
Class A15	Quilt Set (ex: shams and quilt)
Class A16	Miscellaneous
Class A17	Table Runner – Quilted
Class A18	Table Topper - Quilted

Handiwork

Class A30	Table Place Mats (4 Table Service) any type
Class A31	Pillowcases (with knitted or crocheted edges)
Class A32	Pillowcases (1 pair) embroidered

Class A33 Pillowcases, tatted
Class A34 Pillowcases
Class A35 Afghan, Crocheted or knitted
Class A36 Afghan, Baby (crocheted or knitted)
Class A37 Afghan, Knitted (adult)
Class A38 Rugs
Class A39 Rug, Braided
Class A40 Rug, Crocheted
Class A41 Rug, Unclassified
Class A42 Doily
Class A43 Best Dish Towels (3) any variety
Class A44 Best Pot Holders (3) any variety
Class A45 Crocheted Baby or Infant Item
Class A46 Knitted Baby or Infant Item
Class A47 Any Article, Knitting or Crocheting
Class A48 Small Crocheted Piece
Class A49 Cowl or Scarf, Knitted or Crocheted
Class A50 Miscellaneous

Clothing

Class A70 Children's Clothing
Class A71 Adult Clothing
Class A72 Dress for Adult
Class A73 Blouse
Class A74 Quilted Jacket
Class A75 Sweatshirt – Decorated
Class A76 Miscellaneous
Class A77 Purse

Fine Arts

Class A80 Acrylic Painting
Class A81 Watercolor, Tempera, etc.
Class A82 Painting, Mix Medium
Class A83 String Art
Class A84 Macrame
Class A85 Charcoal or Pastel
Class A86 Wood Carving or Burning
Class A87 Barn Quilts
Class A88 Christmas Ornament
Class A89 Pencil & Ink Drawing
Class A90 Miscellaneous
Class A91 Oil Painting

Miscellaneous Fine Arts

Class A100 Leather

Class A101 Needlepoint
Class A102 Latch Hook
Class A103 Crewel Embroidery
Class A104 Other Creative Stitchery
Class A105 Holiday or Seasonal Craft
Class A106 Applique'
Class A107 Weaving
Class A108 Paper Crafts
Class A109 Other

Counted Cross Stitch

Class A120 Counted Cross Stitch
Class A121 Counted Cross Stitch Miniatures

Ceramics

Class A130 Ceramics, Under glaze
Class A131 Ceramics, Glaze
Class A132 Ceramics, Overglaze
Class A133 Ceramics, Stained
Class A134 Ceramics

China

Class A140 China Painting

Dolls

Class A150 Dolls

Youth Art Work For youth under 15

Class A160 Number Painted Pictures
Class A161 Hand-Painted Item
Class A162 Crocheted or Knitted items
Class A163 Paintings
Class A164 Drawing
Class A165 Ceramics
Class A166 Pottery
Class A167 Needlecraft
Class A168 Children's Photo
Class A169 Leather
Class A170 Latch Hook
Class A171 Paper Crafts
Class A172 Wood Crafts
Class A173 Miscellaneous Crafts
Class A174 Quilting

Wheat Art (Overbrook Only)

- Class A180 Article Handmade Using Wheat
- Class A181 Basketry

Antique and Hobbies(Overbrook Only)

- Class A190 Collection of China, 6 pieces
- Class A191 Collection of Glass, 6 pieces
- Class A192 Piece of Refinished Furniture
- Class A193 Collection, Such as Buttons, Salt & Pepper Shakers, Stamps, Coins, Rocks, Autographs, Etc.
- Class A194 Photography, Miscellaneous
- Class A195 Photography, Group of Pictures
- Class A196 Miscellaneous

OPEN CLASS DOMESTIC SCIENCE

**Mary Lou Estes & Donna Williams Osage City
North Osage 4-H Overbrook**

1. **Food will be sold after judging**, with all proceeds to go to the fair. If you do not want to donate your baked goods, please instruct the superintendent to the effect upon entering. All food except pies must be on disposable plates and covered with a clear bag.
2. All Sweepstakes winners will receive sweepstake's money only - **Overbrook only**.
3. Display on plate with plastic wrap type covering.
4. Entire product must be entered and uncut. Exhibit 3 cookies, 3 muffins, 3 rolls, etc.

Bread & Rolls

- Class S1 Loaf - Yeast White Bread
- Class S2 Loaf - Yeast Wheat Bread
- Class S3 Loaf - Yeast Rye Bread
- Class S4 Loaf - Yeast Miscellaneous
- Class S5 Variety Bread (yeast, french, holiday, raisin, oatmeal, etc.)
- Class S6 Loaf Quick Bread (non yeast, fruit)
- Class S7 Loaf Nut Bread (non-yeast, no fruit)
- Class S8 Bread Machine Bread
- Class S9 Cinnamon Rolls
- Class S10 Fancy Yeast Rolls
- Class S11 Plain Yeast Rolls
- Class S12 Swedish Tea Ring (yeast)
- Class S13 Coffee Cake (non yeast)
- Class S14 Muffins (any kind)
- Class S15 Sugar-Free Muffins
- Class S16 Cornbread

Class S17 Baking Powder Biscuits

Sweepstakes Bread Product - Overbrook Only

Class S21 Best Bread Product

Cakes

Display cakes on plate the size of cake.

One piece will be cut by judge

Class S31 White Angel Food (iced or un-iced)
Class S32 White Layer (iced)
Class S33 Chocolate Layer (iced)
Class S34 Burnt Sugar Layer (iced)
Class S35 Lady Baltimore Layer (iced)
Class S36 Chiffon or Sponge (iced)
Class S37 Bundt (iced or un-iced)
Class S38 Decorated sheet cake
Class S39 Cupcakes (iced)
Class S40 German Chocolate
Class S41 Spice
Class S42 Decorated Layer Cake
Class S43 Cake from Mix
Class S44 Sweepstakes Cake - Overbrook Only
Class S45 Whole Wheat Angel Food
Class S46 Miscellaneous

Cookies

Class S51 Brownies
Class S52 Refrigerator
Class S53 Rolled
Class S54 Drop
Class S55 Bar Cookies
Class S56 Decorated Cookies
Class S57 No Bake Cookies
Class S58 Sugar-Free Cookies

Pies

Entrants must state if the filling is bought or homemade.

All pies in 8" or larger pie tins.

Class S61 Cherry
Class S62 Apple
Class S63 Berry
Class S64 Apricot
Class S65 Peach
Class S66 Sweepstakes Pie - Overbrook Only

Candy

3 Pieces each display on plate.

- Class S71 Peanut Brittle
- Class S72 Fudge (caramel, peanut butter, or chocolate)
- Class S73 Divinity
- Class S74 Mints
- Class S75 Cream
- Class S76 Your Choice
- Class S77 Assorted

Canned Foods

Kerr or Ball standard quart or pint jars with matching lid (flat). Recommended methods of processing must be used. Open kettle processed foods are not acceptable. Pickles and sweet spreads need to be water bathed. Paraffin seals not acceptable. Rings must be left on jars to be judged. See Extension Office for canning instructions.

- Class S81 Canned Fruit
- Class S82 Canned Vegetables
- Class S83 Canned Juice
- Class S84 Best Collection of 3 Canned Fruit
- Class S85 Best Collection of 3 Canned Vegetables

Pickles and Relishes --Any brand standard pint or quart jars

- Class S91 Sweet
- Class S92 Dills
- Class S93 Peaches
- Class S94 Beets
- Class S95 Bread and Butter
- Class S96 Chow Chow
- Class S97 Best Collection of 5
- Class S98 Taco Sauce
- Class S99 Salsa
- Class S100 Spaghetti Sauce
- Class S101 Catsup
- Class S102 Relish
- Class S103 Miscellaneous

Preserves and Marmalade --Any brand standard pint or quart jars

- Class S111 Strawberry
- Class S112 Peach
- Class S113 Cherry
- Class S114 Apricot Marmalade
- Class S115 Orange Marmalade
- Class S116 Miscellaneous

Jams and Butters --Any standard pint or jelly jars

- Class S121 Raspberry
- Class S122 Blackberry
- Class S123 Peach
- Class S124 Plum
- Class S125 Apricot
- Class S126 Apple Butter
- Class S127 Grape
- Class S128 Cherry
- Class S129 Miscellaneous

Jellies --Standard jelly glasses with covers or pint jars

- Class S131 Grape
- Class S132 Apple
- Class S133 Crabapple
- Class S134 Plum
- Class S135 Blackberry
- Class S136 Gooseberry
- Class S137 Raspberry
- Class S138 Cherry
- Class S139 Best Collection of 5
- Class S140 Sugar Free Jelly
- Class S141 Honey
- Class S142 Miscellaneous

Canned Meats --Any standard quart or pint jars

- Class S151 Beef
- Class S152 Pork
- Class S153 Fish
- Class S154 Chicken
- Class S155 Best collection of meats in standard jars, including 1 chicken, 1 pork, and 1 beef

Dried Foods

- Class S161 Fruit, 1 kind (4 pieces or more)
- Class S162 Meat, 1 kind (4 pieces or more)
- Class S163 Vegetables, 1 kind (4 pieces or more)

Youth Under 15 Years of Age

Display all items, except jelly, on a paper plate covered with food grade plastic bags, or in boxes. Entire product must be entered and uncut. Exhibit 3 cookies, 3 muffins, 3 rolls, etc.

- Class S171 Angel Food Cake (un-iced)
- Class S172 Cupcakes (iced, from mix)
- Class S173 Cupcakes (iced)

- Class S174 Bar Cookies
- Class S175 Loaf of Yeast Bread (white, whole wheat or rye)
- Class S176 Baking Powder Biscuits
- Class S177 Jelly, any kind, 1 glass with cover
- Class S178 Fruit Pie
- Class S179 Candy, any kind
- Class S180 Decorated Cakes
- Class S181 Layered Cake - Frosted
- Class S182 Drop Cookies
- Class S183 Brownies
- Class S184 Loaf Quick Bread
- Class S185 Yeast Rolls
- Class S186 No Bake Cookies
- Class S187 Machine Bread
- Class S188 Muffins
- Class S189 Snacks
- Class S190 Jam, any kind standard jar or glass with cover
- Class S191 Canned Vegetables

**OSAGE COUNTY
OPEN CLASS COOKIE JAR CONTEST**

Mary Lou Estes & Donna Williams Osage City

Fancy assorted cookies in a clear glass, wide mouth attractively decorated jar of 1 gallon capacity.

1. Jar must be decorated using a theme of your own choice.
2. Decorations may not extend more than approximately 4 inches beyond the jar.
3. Cookies should be visible through at least 50% of the jar.
4. Decorations will count for 50% and cookies for 50%.
5. Jar must be filled with not less than 5 different kinds of cookies, from different batters and dough.
6. Each cookie should be wrapped separately in clear plastic wrap.
7. In addition to the cookie jar, display one of each kind of cookie on a paper plate. Clearly identify and individually wrap each cookie, so that the judge will not need to open the cookie jar.

Class 290 Cookie Jar

OPEN CLASS PHOTOGRAPHY

**Dawn Schoepflin & Kara Thompson Osage City
Darcy Sund Overbrook**

1. Exhibits will be judged and ranked in each class according to merit. Championship ribbons will be awarded to the top exhibits overall in the Photography division if there are sufficient entries to warrant.

2. Photographs must be taken by the entrant, but the entrant need not have processed the film or print.
3. No "signed prints" may be entered.
4. Photographs may have been taken at any time, entered in other contests or have been previously published.
5. Enlargements are to be 4" x 6" or larger and to be mounted on mats not to exceed 16" x 20".
6. Photos are judged on eye appeal, composition, and technique.
7. Class numbers ending with A are for amateurs; class numbers ending with P are for professionals; and class numbers ending with J are for Juniors - 15 years old and under.

Class P100A	People
Class P100P	People
Class P100J	People
Class P200A	Photojournalism (color or black & white)
Class P200P	Photojournalism (color or black & white)
Class P200J	Photojournalism (color or black & white)
Class P300A	Nature (color or black & white)
Class P300P	Nature (color or black & white)
Class P300J	Nature (color or black & white)
Class P400A	Animals (color or black & white)
Class P400P	Animals (color or black & white)
Class P400J	Animals (color or black & white)
Class P500A	Pictorial (color or black & white)
Class P500P	Pictorial (color or black & white)
Class P500J	Pictorial (color or black & white)
Class P600A	Computer manipulated photos: Manipulated does not include normal cropping, enlargement or color intensity treatment. Photo must be an original taken by the exhibitor. Exhibitor must provide a small (4" x 6" or smaller) original photo attached to the front of the mount.
Class P600P	Computer manipulated photos: Manipulated does not include normal cropping, enlargement or color intensity treatment. Photo must be an original taken by the exhibitor. Exhibitor must provide a small (4" x 6" or smaller) original photo attached to the front of the mount.
Class P600J	Computer manipulated photos: Manipulated does not include normal cropping, enlargement or color intensity treatment. Photo must be an original taken by the exhibitor. Exhibitor must provide a small (4" x 6" or smaller) original photo attached to the front of the mount.
Class P700A	Osage County Photography
Class P700P	Osage County Photography
Class P700J	Osage County Photography

OPEN CLASS PLANTS AND FLOWERS

Donna Marie Anderson

Osage City

Overbrook

Exhibitors must use clear glass except on arrangements where vases may be used. Plants must be growing in pots 2-3 months before Fair entry date. **Osage City Fair Only** - One entry per class per exhibitor. Five points will be given for each blue ribbon, three points for each red ribbon, and one point for each white.

Plants

Class F1	Philodendron
Class F2	African Violet
Class F3	Begonia
Class F4	Cactus
Class F5	Swedish Ivy
Class F6	Best Collection of 4 Plants in Separate Pots
Class F7	Hanging Basket, Blooming
Class F8	Ice Plant
Class F9	Hybrid Portulea
Class F1	Miscellaneous plants

Cut Flowers

Class F21	Gladioli, 1 Stem
Class F22	Rose, 1 Bloom
Class F23	Large Dahlia, 1 Bloom
Class F24	Small Dahlia, 1 Bloom
Class F25	Snapdragon, 1 Stem
Class F26	Cosmos, 5 Stems
Class F27	Aster, 5 Stems
Class F28	Lilies, 1 Stem
Class F29	Petunias, 3 Stems
Class F30	Petunias, Ruffled or Doubled
Class F31	Large Zinnias, 5 Stems
Class F32	Small Zinnias, 5 Stems
Class F33	Zinnias, Largest Bloom
Class F34	Large Marigolds, 5 Stems
Class F35	Small Marigolds, 5 Stems
Class F36	Marigolds, Largest Bloom
Class F37	Cannas, 1 Stem
Class F38	Cockscomb, 1 Stem
Class F39	Periwinkle, 3 Stems
Class F40	Impatiens, 3 Stems
Class F41	Chrysanthemums, 1 Stem
Class F42	Daisies, 3 Stems
Class F43	Miscellaneous cut flower

Arrangements of Home Grown Flowers
Exhibitors may use vase or container of choice

- Class F51 Kansas Theme arrangements
- Class F52 Best arrangement, using all roses
- Class F53 Arrangement of mixed flowers, at least 4 kinds
- Class F54 Best arrangement, using all white flowers (no wild flowers)
- Class F55 Winter arrangement (all dried material)
- Class F56 Arrangement, using all one kind (except roses)
- Class F57 Artificial flower arrangement
- Class F58 Best arrangement using any 2 kinds of flower with greenery
- Class F59 Perennial arrangement, container judged
- Class F60 Annual arrangement, container judged
- Class F61 Wild Flower arrangement (5 or more)
- Class F62 Best Miniature arrangement (3" or less in height)
- Class F63 Terrariums
- Class F64 Cactus and other succulents

Youth Under 15 Years of Age

1. Follow guidelines in open class plants and flowers regarding entries.
- Class F71 Plants
 - Class F72 Cut Flowers
 - Class F73 Arrangement

Frontier Extension District Osage County Office

ADDRESS: PO Box 400, 128 W 15th Street, Lyndon KS 66451
WEBSITE: www.frontierdistrict.ksu.edu
EMAIL: OS@lists.ksu.edu
PHONE: 785 828-4438
FAX: 785 828-3427

Extension Agents

Fran Richmond.....Extension Director
Janae McNally.....4-H Youth Development
Rod Schaub.....Agriculture Natural Resources
Jessica Flory.....4-H Program Assistant
Peggy DeForeest.....Office Professional

Join 4-H

Contact any of the following Club Leaders in your area or the
Extension Office for details about 4-H.

Burlingame.....Patty Atchison or Kelly Atchison
Clover Wranglers.....Gina Shultz
Lyndon Leaders.....Lara Shoup
Melvern Jr. Highline.....George Alexander
North Osage.....Jennifer Robert
Vassar Blue Ribbon.....Melissa Seacat
Willing Workers.....Sally Wilk