

Whats-My-Home-Worth-NOW.org

PROPERTY REPORT

10812 E Lakeshore Dr, Carmel, IN 46033



Presented by

Susan Musleh



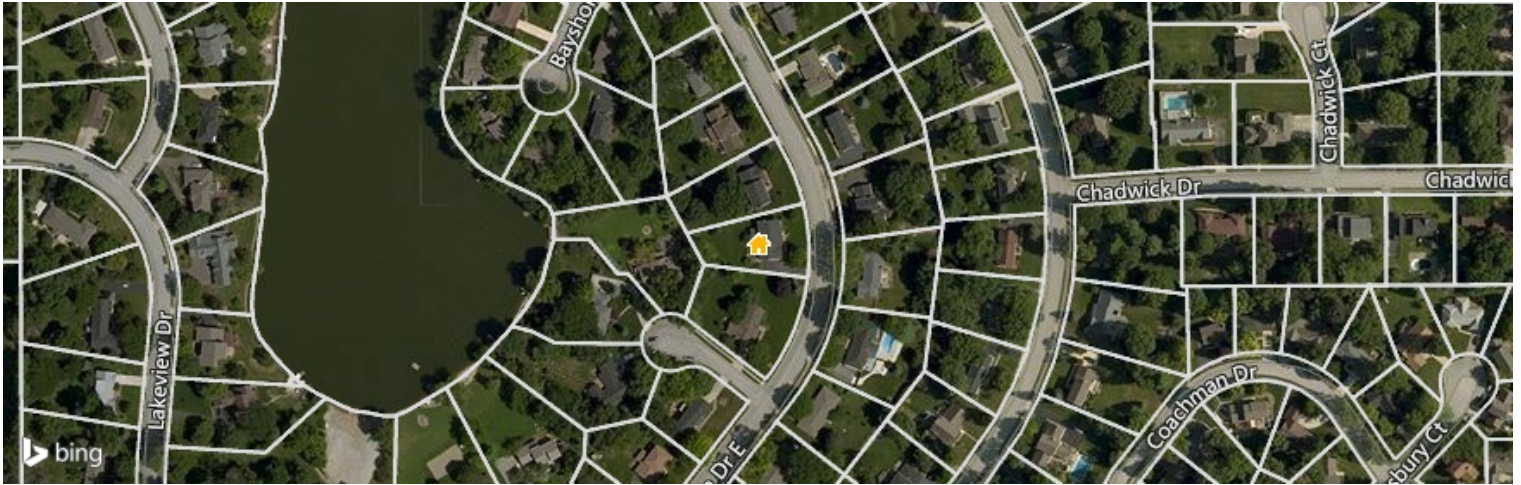
Work: (317) 849-6688

Susan@Whats-My-Home-Worth-NOW.org
www.Whats-My-Home-Worth-NOW.org

— Indianapolis, Indiana

Please make sure that you keep this file with your other important documents. If you are thinking about buying or selling we would like to provide additional information for your consideration. Also please feel free to forward this FREE Service.

10812 E Lakeshore Dr, Carmel, IN 46033



Legend: 🏠 Subject Property

OFF MARKET

· Public Record

Current Estimated Value

\$303,000

Last AVM Update: 4/11/2017

AVM Est. Range: \$236,340 – \$369,660

AVM Confidence: ★★☆☆☆

📈 AVM Change - Last 1 Month: \$5,000

📈 AVM Change - Last 12 Months: 5.57%

This report contains data and information that is publicly available and/or licensed from third parties and is provided to you on an "as is" and "as available" basis. The information is not verified or guaranteed. Neither this report nor the estimated value of a property is an appraisal of the property. Any valuation shown in this report has been generated by use of proprietary computer software that assembles publicly available property records and certain proprietary data to arrive at an approximate estimate of a property's value. Some portions of this report may have been provided by an RPR user; RPR is not responsible for any content provided by its users. RPR and its information providers shall not be liable for any claim or loss resulting from the content of, or errors or omissions in, information contained in this report.

Home Facts

Home Facts	Public Facts	Listing Facts	Realtor Refinements
Property Type	Single Family Residence	-	-
Property Subtype	Single Family	-	-
Bedrooms	5	-	-
Total Baths	3	-	-
Full Baths	3	-	-
Living Area (sq ft)	2,796	-	-
Lot Size	0.43 acres	-	-
Lot Dimensions	18731 SF	-	-
Garage	Yes	-	-
Garage (spaces)	2	-	-
Year Built	1973	-	-
Total Rooms	9	-	-
Roofing	Asphalt	-	-
Heating	Central	-	-
Cooling	Central	-	-
Fireplaces	1	-	-
Basement	Partial Basement	-	-
Foundation	Crawl/Raised	-	-
Construction	Wood	-	-
Exterior Walls	Brick	-	-
Number of Stories	1 story with basement	-	-


Homeowner Facts

Owner Name (Public)

Mailing Address

Owner Occupied

Extended Home Facts



Legend: 🏠 Subject Property

Interior Details

Other Rooms	Game / Recreation room, Family room/Den
Number of Plumbing Fixtures	12
Base Area	3972 sq ft
Lower/Basement	1176 sq ft

Exterior Details

Topography	Level grade
Lot Size - Square Feet	18731 sq ft
Lot Size - Acres	0.430 ac
Neighborhood Code	219500
Water	Yes
Sewer	Yes

Location Details

Walkability Score (out of 5) Overall: 0.6 | Amenity: 0.5 | Leisure: 0.4

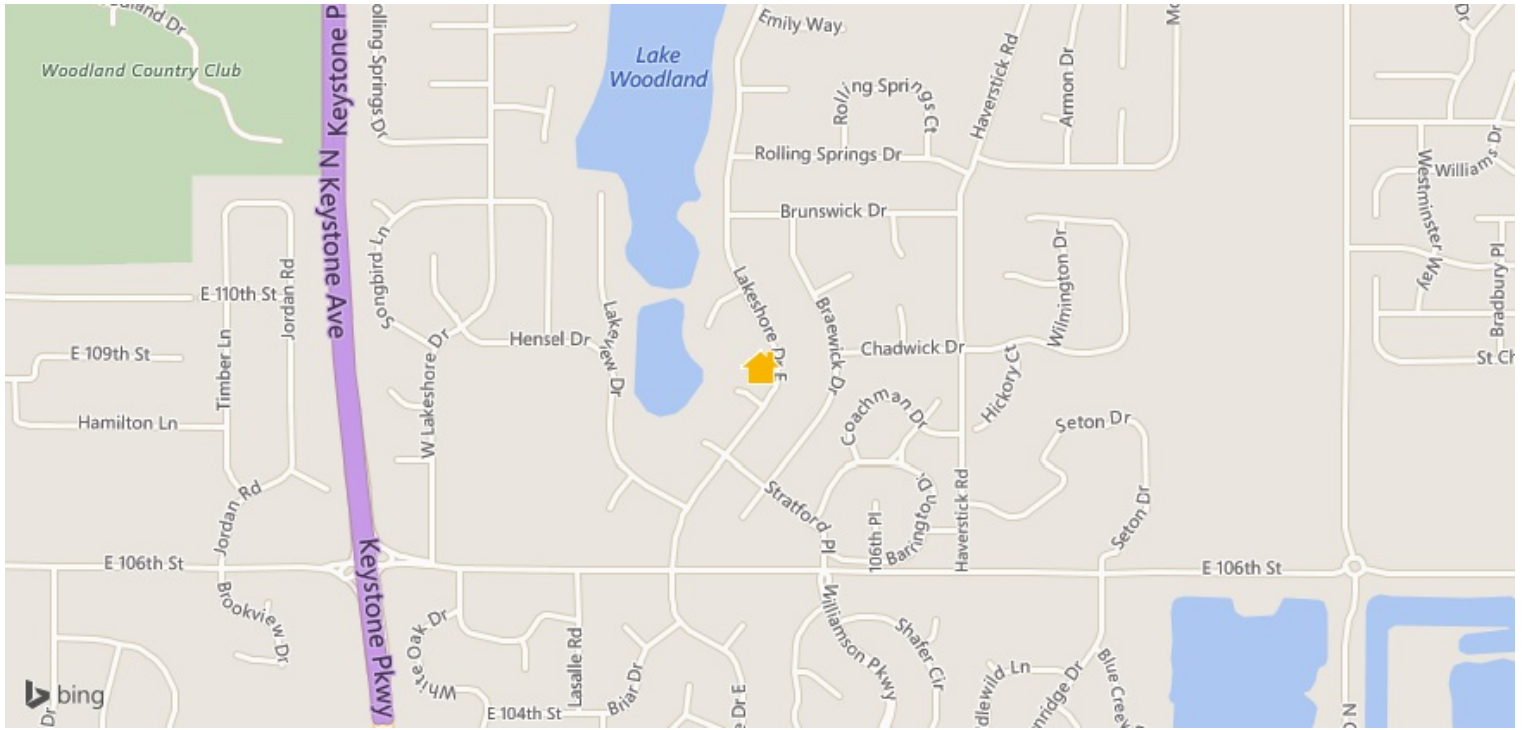
Other Details

Effective Year Built	1973
Building Condition	Average
Building Quality	C+

Schools (based on location)

Elementary School	Forest Dale Elementary School
Middle School	Clay Middle School
High School	Carmel High School
School District	Carmel Clay Schools

Comps and Adjustments



LEGEND: Subject Property Pending Active Distressed Recent Sale Off Market

This Property



OFF MARKET
 10812 E Lakeshore Dr
 Carmel, IN 46033

Proxim.	Days in RPR	Date	Amount	\$/sq ft	Living Area	Lot Size	Beds	Baths	Built
-	-	-	-	\$108	2,796 sq ft	0.43 acres	5	3	1973

No comps have been selected for this property.

Property History

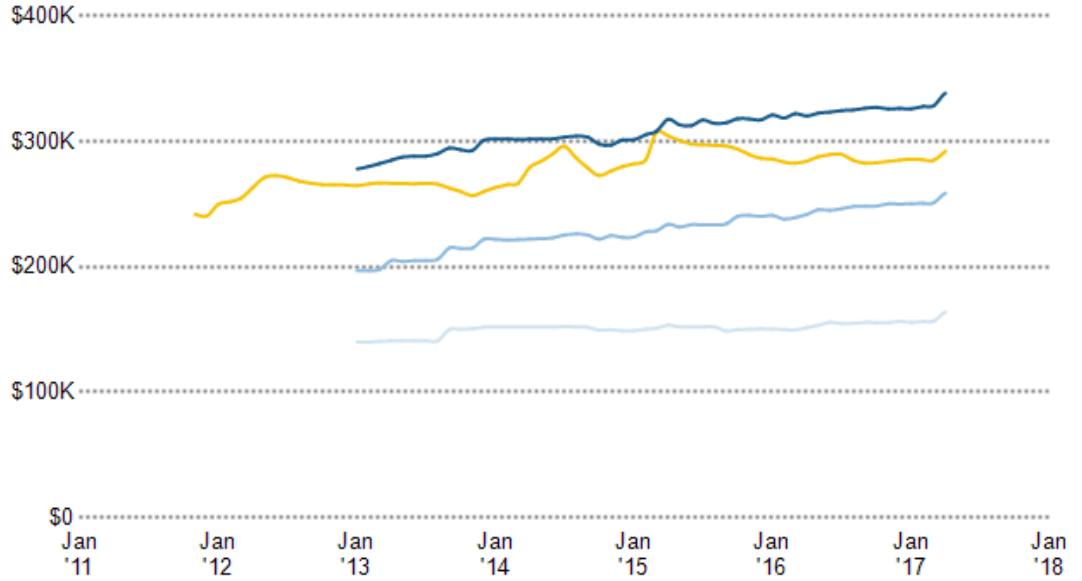
Median Estimated Home Value

This chart displays property estimates for an area and a subject property, where one has been selected. Estimated home values are generated by a valuation model and are not formal appraisals.

Data Source: Valuation calculations based on public records and MLS sources where licensed

Update Frequency: Monthly

- This House
- 46033
- Hamilton County
- Indiana



Legal Description

Parcel Number:
29-14-05-302-020.000-018

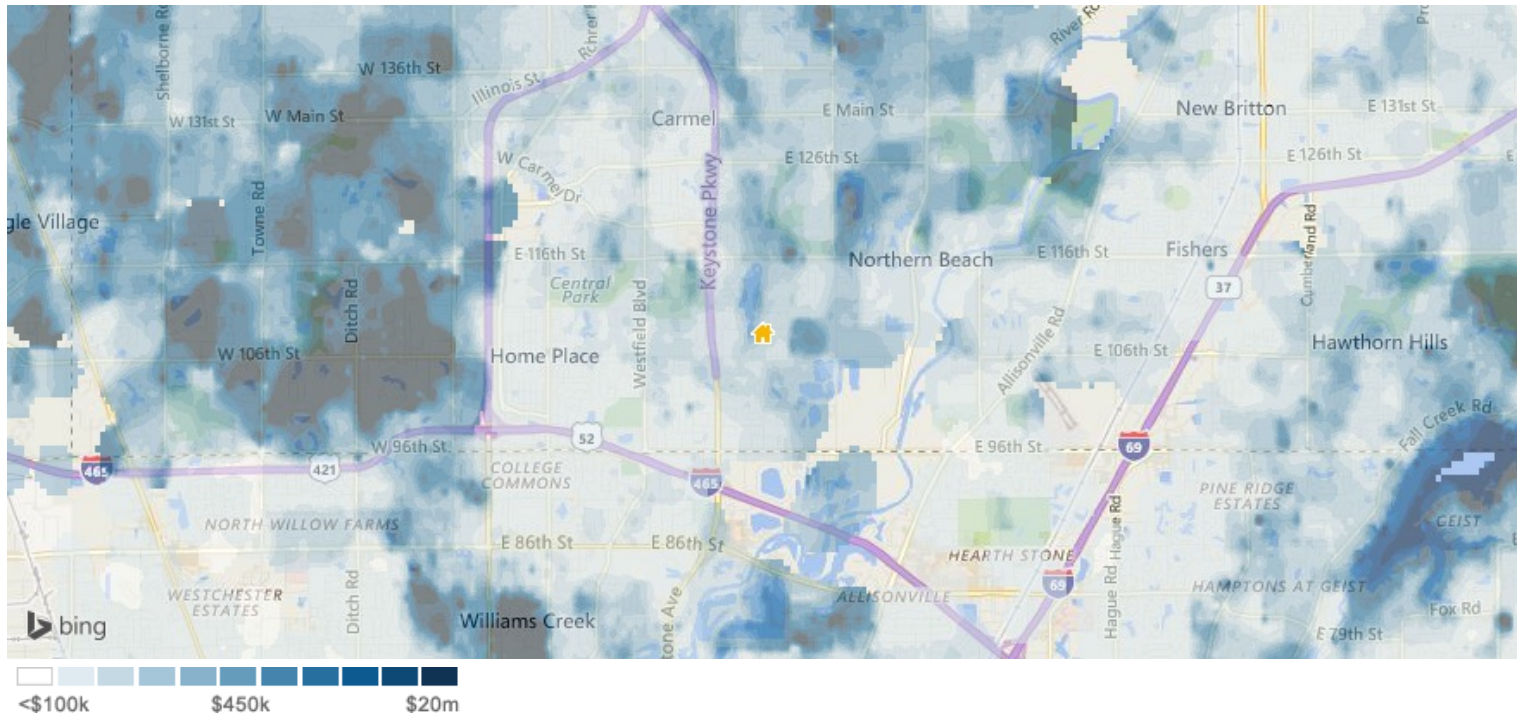
Zoning:
-

Census Tract:
180571110.041000

Abbreviated Description:
LOT:54 BLK:1 DIST:0017
SUBD:CARMEL THE WOODLAN
SEC/TWN/RNG/MER:SEC 05 TWN
17 RNG 04 ACREAGE .00,
SECTION 5, TOWNSHIP 17,
RANGE 4, THE WOODLANDS,
SECTION 1, LOT 54, IRREGULAR
SHAPE

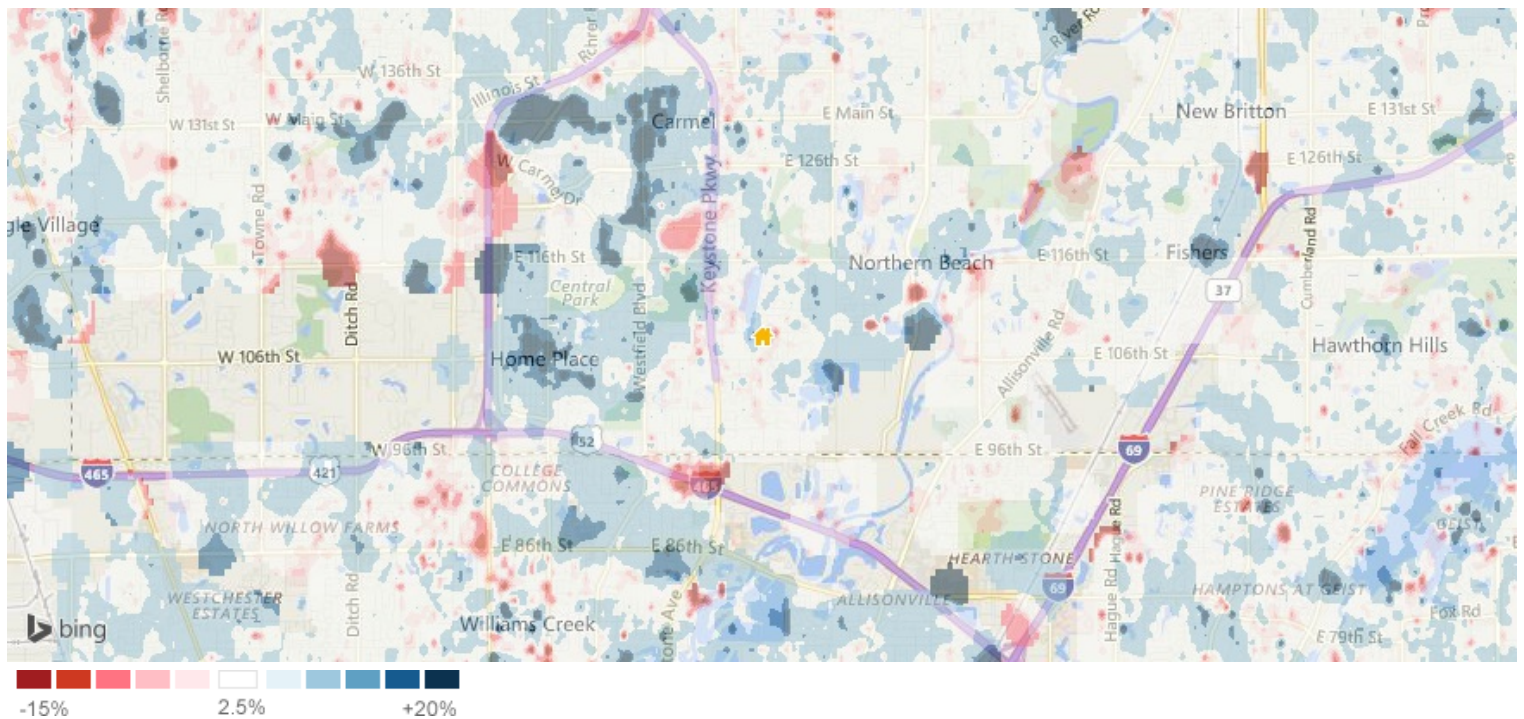
City/Municipality/Township:
Carmel, IN 46033

Estimated Home Values



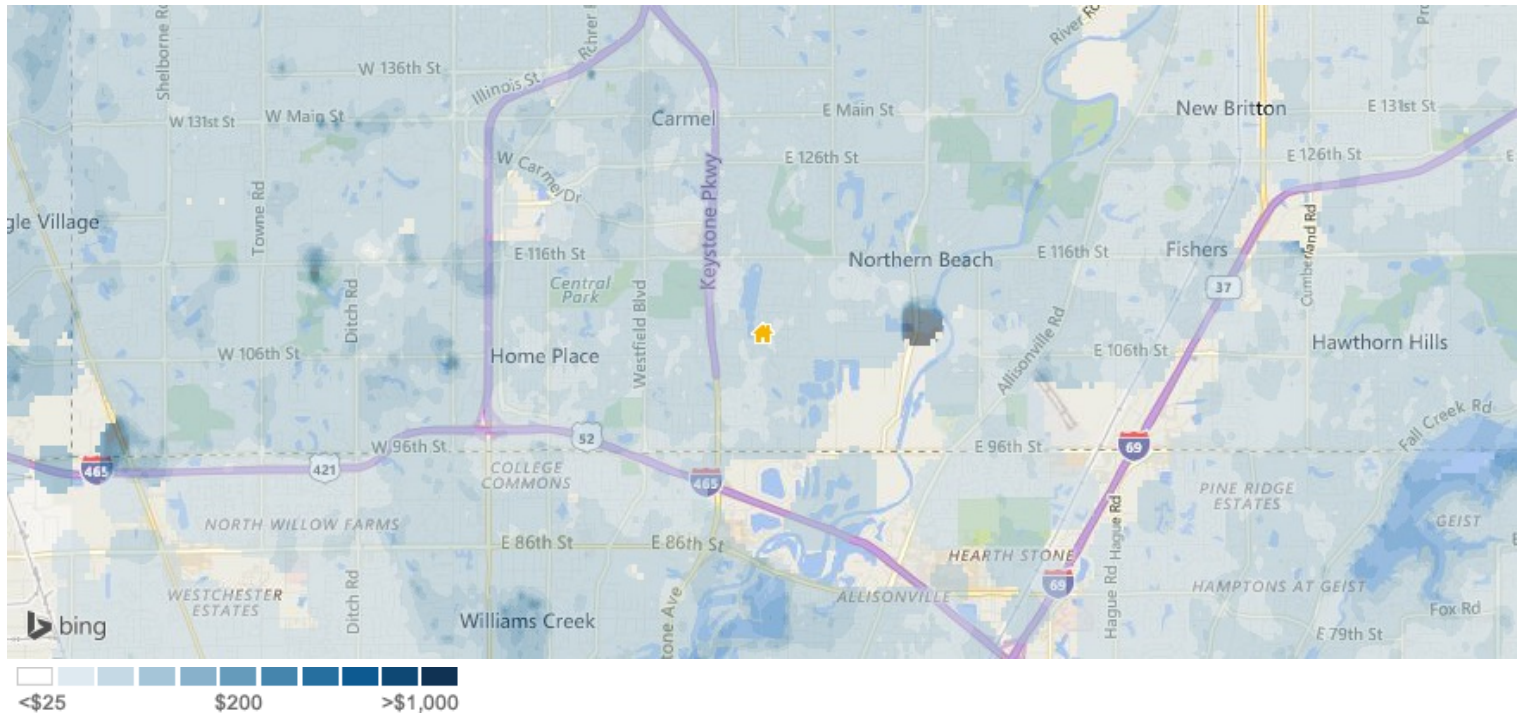
This map layer shows the average estimated home values, based on the AVMs and RVMs® for properties in an area. Source(s): Public records and MLS data where licensed; updated Quarterly.

12-Month Change in Estimated Value



This map layer shows the change in estimated home values over the past 12 months, based on the AVMs and RVMs® for properties in an area. Source(s): Public records and MLS data where licensed; updated Quarterly.

Estimated Value per Square Foot

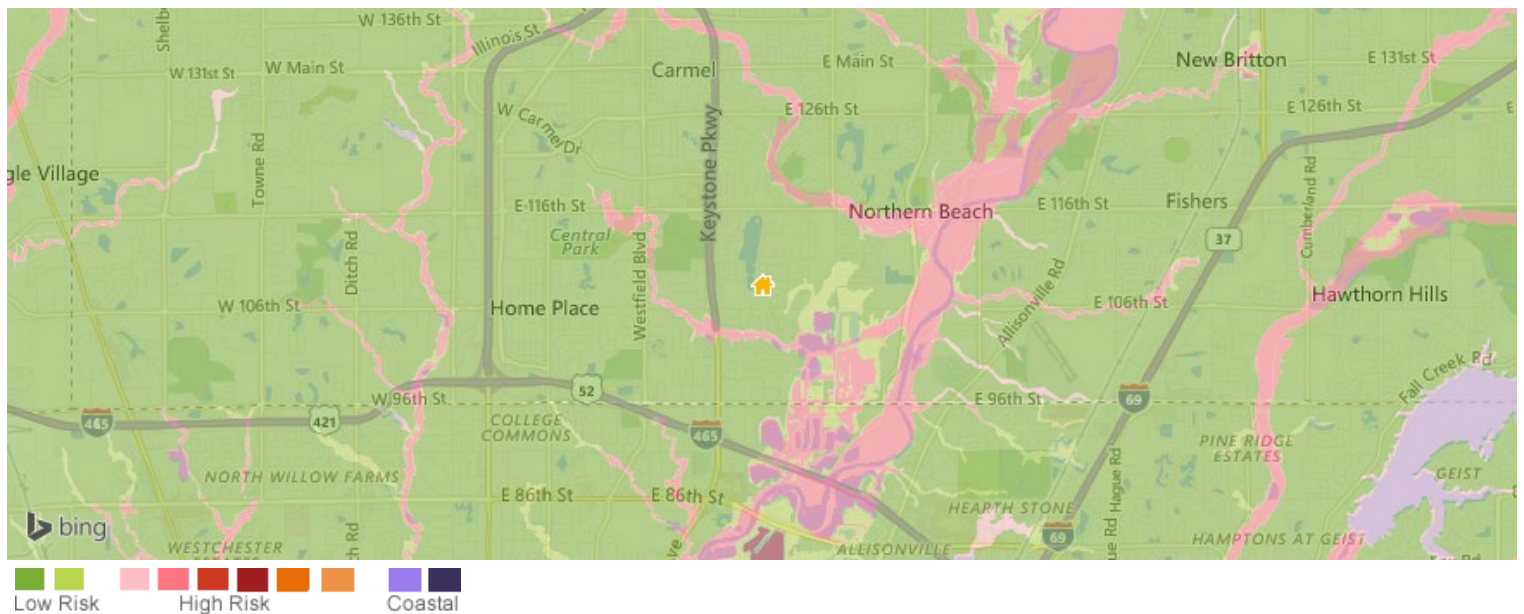


This map layer shows average estimated value per square foot of homes, based on the AVMs and RVMs® for properties in an area. Source(s): Public records and MLS data where licensed; updated Quarterly.

Flood Zone

This property is in Flood Zone: X (unshaded), Low Risk

Area of moderate flood hazard, usually the area between the limits of the 100-year and 500-year floods. B Zones are also used to designate base floodplains of lesser hazards, such as areas protected by levees from 100-year flood, or shallow flooding areas with average depths of less than one foot or drainage areas less than 1 square mile.



This map layer shows an area's flood zone designation as determined by the Federal Emergency Management Agency (FEMA). A high-risk area has a 1 percent or greater annual chance of flooding and a 26 percent chance of flooding over the life of a 30-year mortgage. High-risk areas are red or orange. The coast areas shown in purple, are also considered high risk. Green areas are low to moderate risk. A moderate-risk area is between risk limits of a 100-year and 500-year flood. White areas are undetermined, and all other areas are considered no or low risk. For more details on the categories of flood risk, see <http://support.nampr.com/entries/319901-what-is-the-flood-zone-heat-map>. Source(s): FEMA; updated Annually.

Neighborhood: Housing Stats and Charts

	46033	Carmel	Hamilton County	Indiana	USA
Median Estimated Home Value	\$338K	\$330K	\$259K	\$164K	\$231K
Estimated Home Value 12-Month Change	+5.7%	+6.4%	+7%	+8.2%	–
Median List Price	\$410K	\$415K	\$300K	\$146K	\$95K
List Price 1-Month Change	+2.6%	+1.2%	-2.9%	+4.7%	+6.7%
List Price 12-Month Change	+2.7%	+1.2%	+3.6%	+8.6%	+5.7%
Median Home Age	27	27	24	51	45
Own	92%	78%	78%	69%	64%
Rent	8%	22%	22%	31%	36%
\$ Value of All Buildings for which Permits Were Issued	–	–	\$311M	\$1.96B	\$102B
% Change in Permits for All Buildings	–	–	-3%	+2%	+2%
% Change in \$ Value for All Buildings	–	–	-2%	+1%	+7%

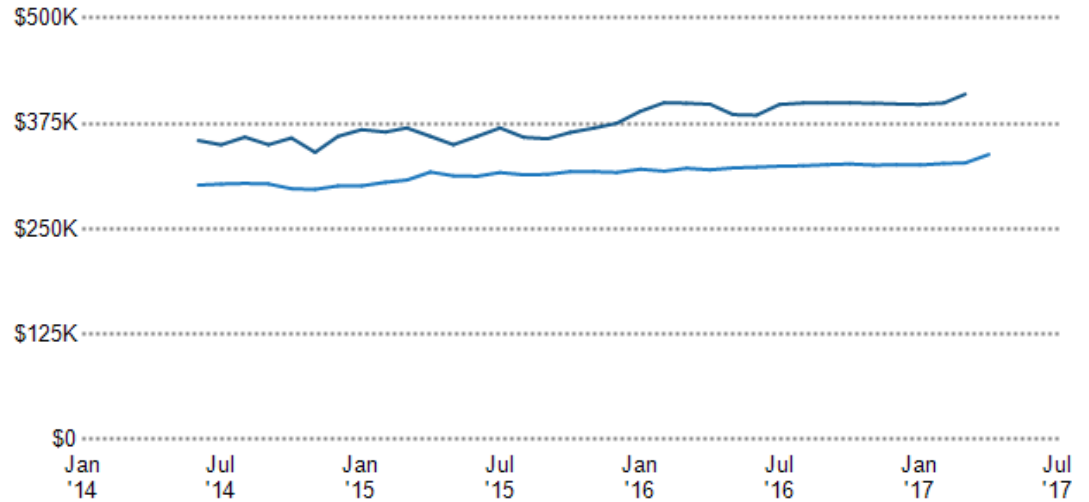
Median Estimated Home Value vs. Median Listing Price

This chart compares a ZIP code's median estimated home value with its median listing price. Estimated home values are generated by a valuation model and are not formal appraisals.

Data Source: Public records data; listing price data from on- and off-market listings sources

Update Frequency: Monthly

- Median Estimated Value
- Median List Price



Median Sales Price vs. Sales Volume

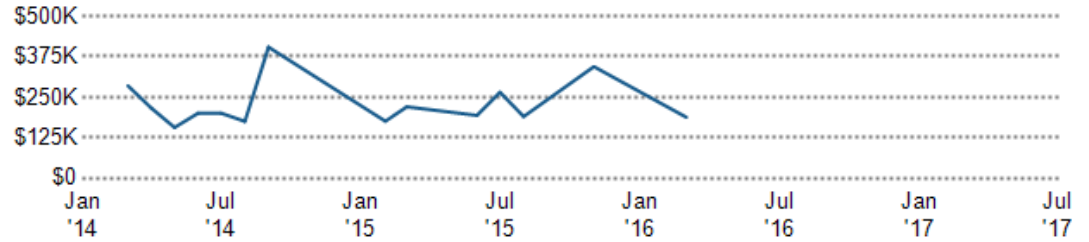
This chart compares the price trend and sales volume for homes in an area. Home prices typically follow sales volume, with a time lag, since sales activity is the driver behind price movements.

Data Source: Public records data

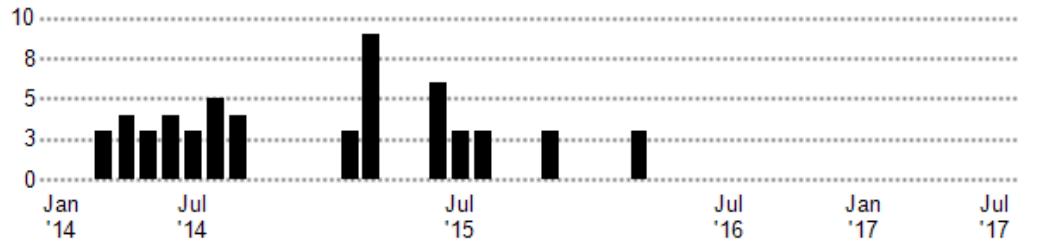
Update Frequency: Monthly

■ Median Sales Price
■ Sales Volume

Median Sales Price



Sales Volume



Median Listing Price vs. Listing Volume

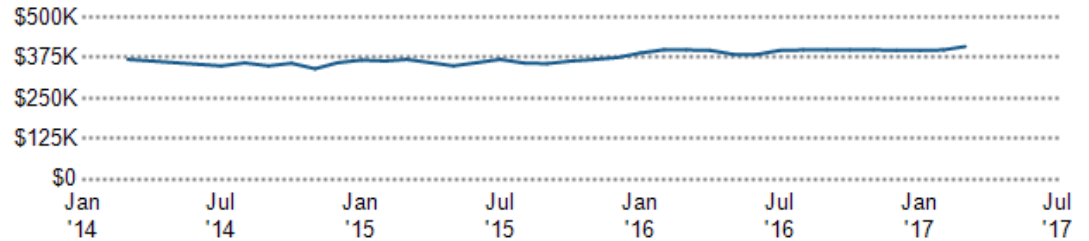
This chart compares the listing price and listing volume for homes in an area. Listing prices often follow listing volume, with a time lag, because supply can drive price movements.

Data Source: On- and off-market listings sources

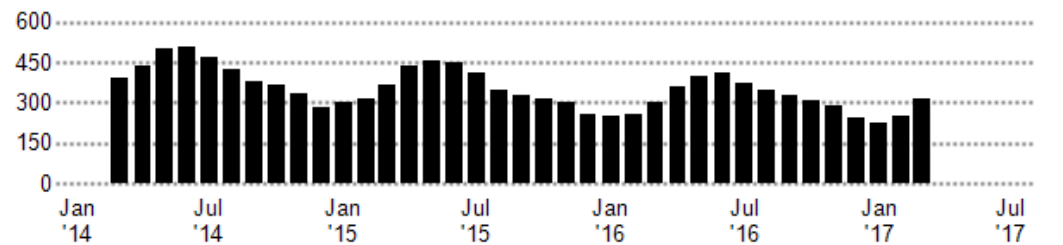
Update Frequency: Monthly

■ Median List Price
■ Listing Volume

Median List Price



Listing Volume



Listing Inventory

This chart shows the number of active listings in a ZIP code.

Data Source: On- and off-market listings sources

Update Frequency: Daily

■ ZIP Count Listings by Property Type



Inventory of Distressed Listings

This chart shows the count of distressed properties (all stages of foreclosure) that are for sale in a ZIP code.

Data Source: Public records and MLS data where licensed

Update Frequency: Daily

Inventory of Distressed Listings



Median Sales Price by Square Footage

This chart shows the median price of homes reported sold in the past six months, according to the size of the living space (square footage sourced from public records). The amount shown for the subject property is sold data where available, or the property's estimated value when sales data are unavailable (such as non-disclosure states) or provided in range format.

Data Source: Public records and MLS data where licensed

Update Frequency: Monthly

This House
Comps



Price per Bedroom of Homes Sold

This chart shows the distribution of homes reported sold in the past six months at different prices per bedroom in the area of your search. The amount shown for the subject property is sold data where available, or the property's estimated value when sales data are unavailable (such as a non-disclosure state) or provided in range format.

Data Source: Public records and MLS data where licensed

Update Frequency: Monthly

This House
Comps

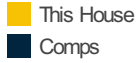


Price per Square Foot of Homes Sold

This chart shows the distribution of homes reported sold in the past six months at different prices per square foot (living area sourced from public records).

Data Source: Public records and MLS data where licensed

Update Frequency: Monthly



This House



Comps



Price Range of Homes Sold

This chart shows the distribution of homes reported sold in the past six months within different price ranges in the area of your search. The amount shown for the subject property is sold data where available, or the property's estimated value when sales data are unavailable (such as a non-disclosure state) or provided in range format.

Data Source: Public records data

Update Frequency: Monthly



This House



Comps



Age Range of Homes Sold

This chart shows the distribution of homes reported sold in the past six months of different age ranges in the area of your search.

Data Source: Public records data

Update Frequency: Monthly



This House



Comps



Size of Homes Sold

This chart shows the distribution of homes reported sold in the past six months of different sizes in the area of your search.

Data Source: Public records data

Update Frequency: Monthly



Number of Bedrooms in
Homes Sold

This chart shows the distribution of homes reported sold in the past six months, according to the number of bedrooms, in the area of your search.

Data Source: Public records data

Update Frequency: Monthly



■ Sales Count by Bedroom

Neighborhood: People Stats and Charts

	46033	Carmel	Hamilton County	Indiana	USA
Population	33.6K	85.4K	297K	6.57M	317M
Population Density per Sq Mi	2.1K	1.8K	752	183	—
Population Change since 2010	+9.4%	+11.4%	+11.2%	+3.3%	+2.4%
Median Age	40	39	36	37	38
Male / Female Ratio	48%	48%	49%	49%	49%
High School Graduate	8%	10%	16%	35%	28%
2-Year Degree	19%	19%	24%	29%	29%
Bachelor Degree	41%	39%	36%	15%	19%
Post-graduate Degree	31%	30%	20%	9%	11%

Population of Children by Age Group

This chart shows the distribution of the population of children by age range — from birth to 17 — in the area of your search.

Data Source: U.S. Census

Update Frequency: Annually

46033



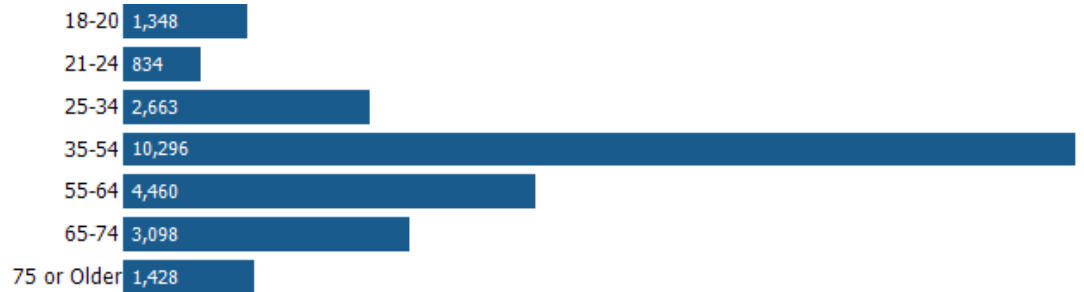
Population of Adults by Age Group

This chart shows the distribution of the population of adults by age range — from 18 to 75-plus — in the area of your search.

Data Source: U.S. Census

Update Frequency: Annually

46033



Households With Children

This chart shows the distribution of households with children, categorized by marital status, in the area of your search.

Data Source: U.S. Census

Update Frequency: Annually

46033



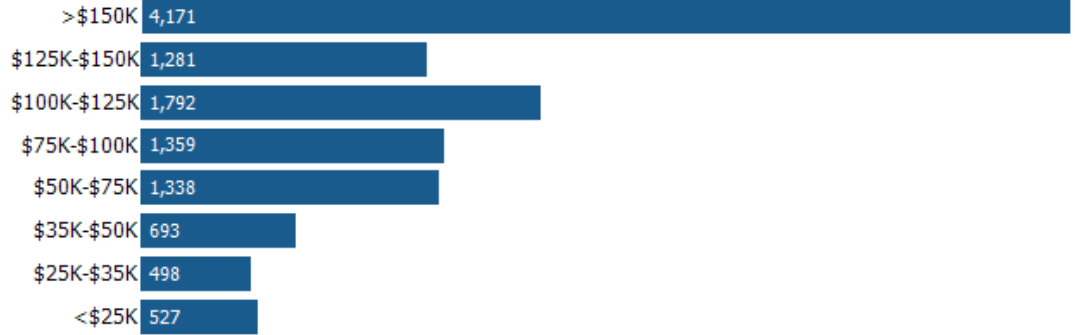
Household Income Brackets

This chart shows annual household income levels within an area.

Data Source: U.S. Census

Update Frequency: Annually

■ 46033



Presidential Voting Pattern

This chart shows how residents of a county voted in the 2012 presidential election.

Data Source: USElectionAtlas.org

Update Frequency: Annually



Neighborhood: Economic Stats and Charts

	46033	Carmel	Hamilton County	Indiana	USA
Income Per Capita	\$53,261	\$53,244	\$41,316	\$25,346	\$28,930
Median Household Income	\$119,734	\$106,433	\$86,222	\$49,255	\$53,889
Unemployment Rate	–	2.8%	2.9%	3.8%	4.5%
Unemployment Number	–	1.34K	4.89K	126K	7.2M
Employment Number	–	46.8K	166K	3.18M	153M
Labor Force Number	–	48.2K	171K	3.31M	160M

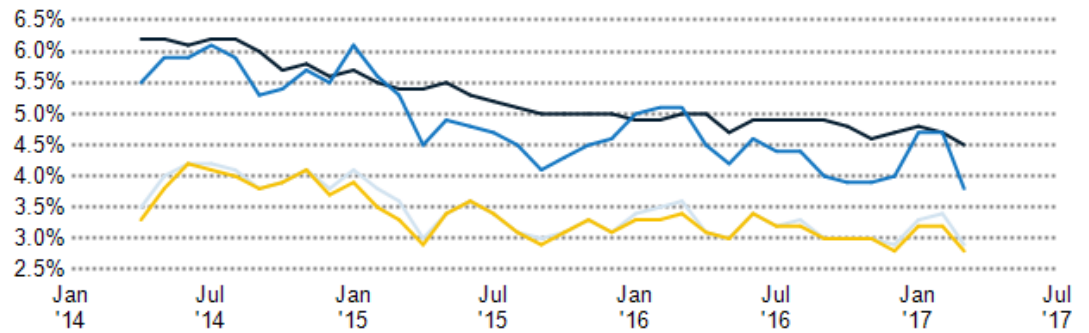
Unemployment Rate

This chart shows the unemployment trend in the area of your search. The unemployment rate is an important driver behind the housing market.

Data Source: Bureau of Labor Statistics

Update Frequency: Monthly

- Carmel
- Hamilton County
- Indiana
- USA



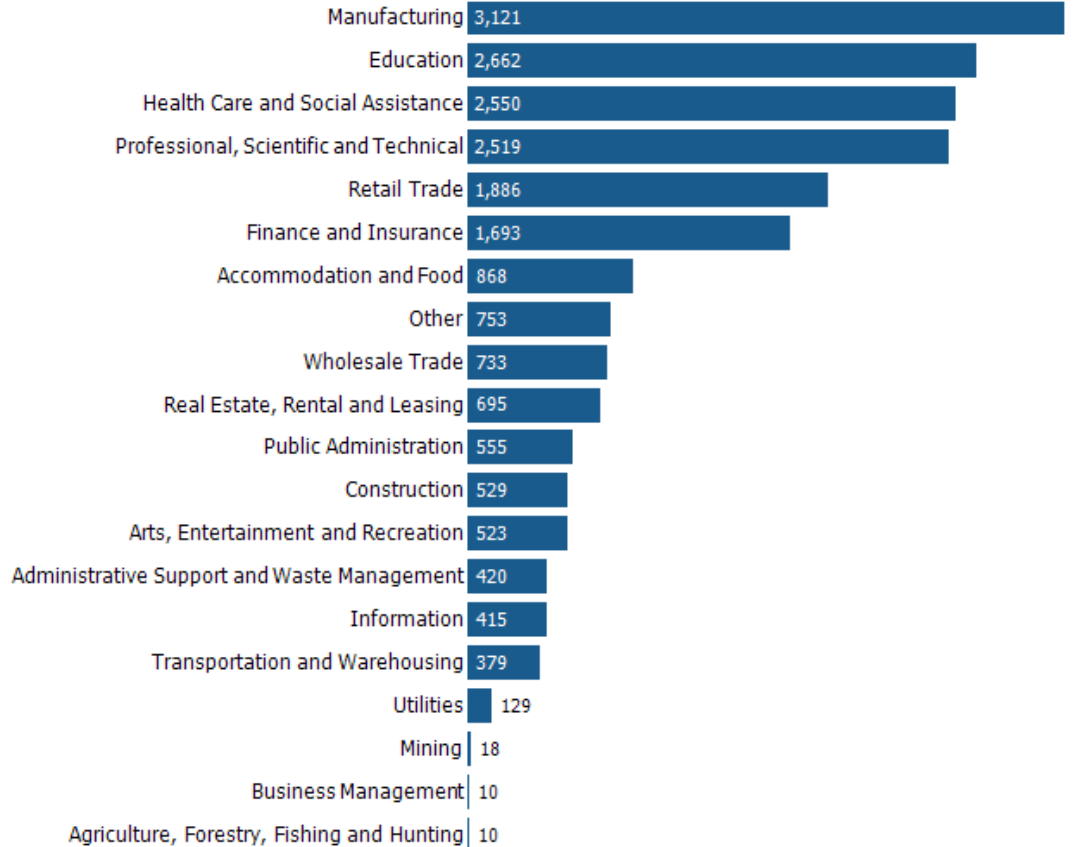
Occupational Categories

This chart shows categories of employment within an area.

Data Source: U.S. Census

Update Frequency: Annually

■ 46033



Neighborhood: Quality of Life Stats and Charts

Quality of Life in 46033

	46033	Carmel	Hamilton County	Indiana	USA
Elevation (in feet)	877	876	866	743	–
Annual Rainfall (in inches)	35.09	37.13	35.85	40.1	–
Annual Snowfall (in inches)	21.71	25.69	25.32	24.47	–
Days of Full Sun (per year)	83	83	83	82	–
Travel Time to Work (in minutes)	26	25	27	23	26
Water Quality - Health Violations	–	–	–	–	–
Water Quality - Monitoring and Report Violations	–	–	–	–	–
Superfund Sites	0	0	1	63	2,315
Brownfield Sites	No	Yes	Yes	Yes	Yes

Average Commute Time

This chart shows average commute times to work, in minutes, by percentage of an area's population.

Data Source: U.S. Census

Update Frequency: Annually

46033




How People Get to Work

This chart shows the types of transportation that residents of the area you searched use for their commute.

Data Source: U.S. Census

Update Frequency: Annually



Average Monthly Temperature

This chart shows average temperatures in the area you searched.

Data Source: NOAA

Update Frequency: Annually



School: Forest Dale Elementary School

School Details

Name
Forest Dale Elementary
School

Address
10721 Lakeshore Drive
West
Carmel, IN 46033

Phone
(317) 844-4948

School District
Carmel Clay Schools

Grades Served
PK-5

GreatSchools Rating

A school's rating is determined by its students' performance on state standardized tests compared with other schools in the state.

Forest Dale Elementary School

8 out of 10 

Carmel

N/A out of 10 

School Facts

This School

Total Enrollment	674
Students in Free or Reduced Price Lunch Program	25%

Grade 3 Indiana Reading Evaluation and Determination



The chart shows results of standardized tests for this school. Test results are provided by GreatSchools, which compiles test scores, community reviews and other data about schools across the United States. Ratings for this school are based on the most recent available standardized test results for each state.

Data Source: GreatSchools
Update Frequency: Annually

 This School

Grade 3 Indiana Statewide Testing for Educational Progress-Plus



The chart shows results of standardized tests for this school. Test results are provided by GreatSchools, which compiles test scores, community reviews and other data about schools across the United States. Ratings for this school are based on the most recent available standardized test results for each state.

Data Source: GreatSchools
Update Frequency: Annually

 This School

Grade 4 Indiana Statewide Testing for Educational Progress-Plus

The chart shows results of standardized tests for this school. Test results are provided by GreatSchools, which compiles test scores, community reviews and other data about schools across the United States. Ratings for this school are based on the most recent available standardized test results for each state.

Data Source: GreatSchools

Update Frequency: Annually

■ This School



Grade 5 Indiana Statewide Testing for Educational Progress-Plus

The chart shows results of standardized tests for this school. Test results are provided by GreatSchools, which compiles test scores, community reviews and other data about schools across the United States. Ratings for this school are based on the most recent available standardized test results for each state.

Data Source: GreatSchools

Update Frequency: Annually

■ This School



Grade All Indiana Statewide Testing for Educational Progress-Plus

The chart shows results of standardized tests for this school. Test results are provided by GreatSchools, which compiles test scores, community reviews and other data about schools across the United States. Ratings for this school are based on the most recent available standardized test results for each state.

Data Source: GreatSchools

Update Frequency: Annually

■ This School



School: Clay Middle School

School Details

Name
Clay Middle School

Address
5150 East 126th Street
Carmel, IN 46033

Phone
(317) 844-7251

School District
Carmel Clay Schools

Grades Served
6-8

GreatSchools Rating

A school's rating is determined by its students' performance on state standardized tests compared with other schools in the state.

Clay Middle School

10 out of 10 

Carmel

N/A out of 10 

School Facts

This School

Total Enrollment	1200
Students in Free or Reduced Price Lunch Program	10%

Grade 6 Indiana Statewide Testing for Educational Progress-Plus

The chart shows results of standardized tests for this school. Test results are provided by GreatSchools, which compiles test scores, community reviews and other data about schools across the United States. Ratings for this school are based on the most recent available standardized test results for each state.

Data Source: GreatSchools
Update Frequency: Annually

 This School



Grade 7 Indiana Statewide Testing for Educational Progress-Plus

The chart shows results of standardized tests for this school. Test results are provided by GreatSchools, which compiles test scores, community reviews and other data about schools across the United States. Ratings for this school are based on the most recent available standardized test results for each state.

Data Source: GreatSchools
Update Frequency: Annually

 This School



Grade 8 Indiana Statewide Testing for Educational Progress-Plus



The chart shows results of standardized tests for this school. Test results are provided by GreatSchools, which compiles test scores, community reviews and other data about schools across the United States. Ratings for this school are based on the most recent available standardized test results for each state.

Data Source: GreatSchools

Update Frequency: Annually

 This School

Grade All Indiana Statewide Testing for Educational Progress-Plus



The chart shows results of standardized tests for this school. Test results are provided by GreatSchools, which compiles test scores, community reviews and other data about schools across the United States. Ratings for this school are based on the most recent available standardized test results for each state.

Data Source: GreatSchools

Update Frequency: Annually

 This School

Community Ratings for this School

Based on 3 Reviews

5 out of 5 

Rating: 5 

Posted: 7/11/2013 by parent

Clay Middle School has been a great place for our 2 children. They have enjoyed the exceptional music programs (both band and orchestra). Teachers have, for the most part, been challenging but nurturing. The front office personnel can be a bit unfriendly and off-putting which I have never understood. All other staff members seem to really enjoy working with this age group.

Rating: 3 

Posted: 5/16/2013 by parent

Okay. It is very focused on academic and sporting achievement while all but ignoring developing each and every students character. We have personally been disappointed in the school with our child being new this year. It is too large and impersonal for our tastes. Children who have gone through the Carmel system in elementary seem implanted but new students feel very lost.

Rating: 5 ★★★★★

Posted: 6/15/2012 by parent

Clay Middle School, actually the entire Carmel Clay school district is one of the best schools I have seen. I have 3 children who are actually each going to elementary/middle/high school, and they love their schools. Clay Middle Schools has more rigorous academics than other schools, and with the introduction of the Core 40, it got harder. However, the teachers really do care about their student's future, and try to work with us parents about their kids. The principal is very good, and frequently visits classes and socializes with the kids. However, he is retiring so it is not clear how well the new principal will do. One thing that bugged me though was that Carmel had no diversity. It is about 87% white, 10% Asian, and 3% everything else. However, overall, an excellent school that I would recommend for anyone.

School: Carmel High School

School Details

Name
Carmel High School

Address
520 East Main Street
Carmel, IN 46032

Phone
(317) 846-7721

School District
Carmel Clay Schools

Grades Served
9-12

GreatSchools Rating

A school's rating is determined by its students' performance on state standardized tests compared with other schools in the state.

Carmel High School

10 out of 10 

Carmel

N/A out of 10 

School Facts

This School

Total Enrollment	4685
Students in Free or Reduced Price Lunch Program	9%

Grade 8 End-Of-Course

Biology I **100.0 %**

The chart shows results of standardized tests for this school. Test results are provided by GreatSchools, which compiles test scores, community reviews and other data about schools across the United States. Ratings for this school are based on the most recent available standardized test results for each state.

Data Source: GreatSchools

Update Frequency: Annually

 This School

Grade 9 End-Of-Course

Algebra I **96.6 %**

Biology I **80.3 %**

The chart shows results of standardized tests for this school. Test results are provided by GreatSchools, which compiles test scores, community reviews and other data about schools across the United States. Ratings for this school are based on the most recent available standardized test results for each state.

Data Source: GreatSchools

Update Frequency: Annually

 This School

Grade 10 End-Of-Course

The chart shows results of standardized tests for this school. Test results are provided by GreatSchools, which compiles test scores, community reviews and other data about schools across the United States. Ratings for this school are based on the most recent available standardized test results for each state.

Data Source: GreatSchools
Update Frequency: Annually



■ This School

Grade 11 End-Of-Course

The chart shows results of standardized tests for this school. Test results are provided by GreatSchools, which compiles test scores, community reviews and other data about schools across the United States. Ratings for this school are based on the most recent available standardized test results for each state.

Data Source: GreatSchools
Update Frequency: Annually



■ This School

Grade 12 End-Of-Course

The chart shows results of standardized tests for this school. Test results are provided by GreatSchools, which compiles test scores, community reviews and other data about schools across the United States. Ratings for this school are based on the most recent available standardized test results for each state.

Data Source: GreatSchools
Update Frequency: Annually



■ This School

Grade All End-Of-Course

The chart shows results of standardized tests for this school. Test results are provided by GreatSchools, which compiles test scores, community reviews and other data about schools across the United States. Ratings for this school are based on the most recent available standardized test results for each state.

Data Source: GreatSchools
Update Frequency: Annually



■ This School

Community Ratings for this School

Based on 18 Reviews

4 out of 5 

Rating: 4 

Posted: 2/12/2017 by other

I graduated four years ago. It was challenging I'll admit. Carmel kids are held to a higher standard for most things, during high school I thought it was challenging. Going into college I knew much more than most of my classmates. I had an advantage, and I have to say it was Carmel High Schools curriculum. They taught me a more challenging pace but in the end it helped me greatly in college. This is a college prep school. It actually does prepare you. I advise for parents to put their children in the AVID program, not everyone gets in though. Only a select few. This program helps you with filling out college applications and teaches you most, if not all, basic core curriculum for college. I had no surprises. A overall great school! Size is big, but that is why it's important to get involved!

Rating: 2 

Posted: 2/8/2017 by other

They dont enforce grades. The schools too big. Please dont put your kid in this school. Just a bunch of white preppy kids.

Rating: 5 

Posted: 8/14/2015 by student

As a student learning at Carmel high school, there are many challenges with the curriculum, but the challenges have taught me new things. The education that the teachers provide is unmatched and many teachers take the time to help me with any questions. Also there are so many clubs and sports offered at my school. With so many sports teams and clubs, it engages the interests of many students inside and out of the classroom. I love my school and couldn't imagine going anywhere else

Rating: 1 

Posted: 3/29/2015 by parent

When my daughter attended the 8th grade, Carmel Clay Schools decided to change their method of teaching math. It was changed from a more traditional teacher led method to an "investigative" student led method. No one warned the parents. The resulting decline in student grades prompted a meeting at the high school. Needless to say the problem was never addressed and many parents chose to drop their child down a level which sucked for the 11th graders applying to college. My daughter was taking Algebra I in 8th grade. Her math grades drop and so did her ability to get into advanced classes, which we learned when we spoke with the Carmel High Freshman Counselor. Because of the math grade the high school counselor suggested she start all over with lower level classes (even though she was doing very well in 8th grade honors English). We decided to send our daughter to the International School of Indiana were she is now an honor roll student and has earned the opportunities to built an outstanding resume. Carmel is not the place. UNLESS OF COURSE YOU ARE AN OUTSTANDING ATHLETE!

Rating: 1 

Posted: 3/5/2015 by parent

I agree with the person regarding administration. There is an arrogance about them which makes it nearly impossible to address problems they refuse to acknowledge. The large population makes it very difficult for students to get involved in sports and other activities because it is too competitive. There are some fantastic teachers at Carmel as there are awful ones. Math is known to be terrible. Receiving low grades in core subjects does nothing to 'showcase' Carmel math as the best place to 'prepare' kids for college. What it does is force kids into less selective schools which may or may not be what is the best fit. Carmel administrators do not acknowledge this math calamity, in spite of the very vocal parents who have been outraged. Some of the sciences are similar in approach. Parents are spending thousands of dollars tutoring their kids and most of the tutors are Carmel teachers. Is this some kind of guarantee subsidy for teachers? Make classes so impossible you have to pay big bucks so your child can survive their class? This is a huge conflict of interest especially in the math dept. Someone should investigate this. Such a travesty!

Rating: 4 

Posted: 2/9/2015 by student

Carmel High School is a wonderful school, with a great learning environment; with wonderful students, and wonderful teachers. However, the administration is god-awful and my only complaint with the school. If not for them, Carmel would be a definite five, but at the moment its a borderline four and almost a three. That's how bad the administration is, I can't stress how bad they are.

Rating: 2 

Posted: 10/8/2014 by parent

The math department is terrible along with inferior math teachers. If your student isn't a math genius, choose another school.

Rating: 5 

Posted: 9/27/2014 by parent

I moved to Carmel Indiana 28 years ago so that my then 5 year old son could go to Carmel school system. This is the best public school in Indiana. I wanted my children to have the most and best opportunities available to them. Carmel school does just that. I now have my 4th child attending Carmel high school as a sophomore this year. Each one of my children have had their own individual experience at school and I have both enjoyed and dredged through the years with each one of them. Even after all these years, I still wouldn't change a thing. I am still very happy AND proud to say that my children attend/ attended Carmel high school!

Rating: 3 

Posted: 6/3/2014 by parent

Carmel High School is a Midwestern school that lacks culture, sophistication, and humility. Like many that suffer from hubris the school is unaware that they possess these characteristics. The school is preoccupied with reminding everyone how many State championships they have won and have created a school that fits nicely into their bubble that Carmel is the best place to live in the World. Similar to Washington D.C. this illusion may be beneficial for the very few connected families and the small percentage of kids that will have the opportunity to play sports. The school is so massive that the well connected rise quickly to the top and look down their nose at the rest of the school. Great place to live if you are not concerned with your kid being exposed to culture, diversity, and reality.

Rating: 1 

Posted: 2/1/2014 by student

I hate this school the students are snobby and teachers are not involved in the class they never explain anything. The school has a very sink or swim mentality. This school is only good if you are rich and from Carmel.

Rating: 1 

Posted: 1/7/2014 by parent

Your typical high school, except I'm unbearably large. Yes, they offer a wide variety of classes including a multitude of AP classes, but when the work offered in said classes is at a level so low they students hardly learn anything- not impressed. The only challenges my son faced was getting to class on time and without being bullied. If the average grade in the high school is high, it's because the work is so easy my three year old daughter could do it. Teach my students something.

Rating: 2 

Posted: 12/29/2013 by other

I am a student at Carmel High School and it's truthfully much worse than people hype it up to be. I have a reasonable GPA, 3.3-3.5 in mostly AP classes. To start off, there are some teachers who are absolutely amazing in every aspect but they're overshadowed by the teachers who have zero talent teaching, I have both types and my grades in those classes reflect that. Carmel does have extremely difficult courses in every department, take that as you will. If your thinking of moving into the area I seriously recommend putting kids in elementary schools first. Carmel tends to get very clique and becomes harder to make friends the old you get. If I could, I would move schools instantly. Even though I get good grades I don't feel like I'm learning anything and fear that I'll be unprepared for higher education.

Rating: 5 

Posted: 6/11/2013 by other

Carmel High School has a large variety of programs that cater to a student's interest. If a kid is willing to put work into it he can be very successful. I don't think any of the programs are overrated, kids can challenge themselves with AP courses if they wish. There is a college prep division in the administrative department which works with every single student during their junior and senior year. Their performing arts program is one of the best in the state. Many of the kids are pretentious, but that is the parent's fault and it's not something to blame on the school. They have a model principal that cares very much for the students. The discipline system is bureaucratic and careless at times, admittedly. If your child is willing to work hard this is one of the best schools in the country to send them to.

Rating: 5 

Posted: 10/24/2012 by parent

As the parent of 5 children who have attended Carmel Clay Schools, we moved to Carmel primarily because of the school system and we have not been disappointed. Three of our kids have graduated and gone on to college and we still have 2 students in the system. While the academics are rigorous, our kids found college to be a breeze because they were so well prepared by the Carmel School system. The size of the school was intimidating to me but the kids have all found clubs, organizations and activities that they have participated in which has helped them connect and form great friendships. Our kids aren't all star athletes which has limited their ability to participate on the school athletic teams. Carmel has an incredible level of talent given the large student count. However, we've found the Carmel Dads Club is a great way for kids to participate in sports. The teachers are highly engaged and committed to the success of their students. Ultimately there are pros and cons in every school system. If parents want their kids prepared for a higher education and a highly competitive job market in the future, you won't find a school system that will do a better job than Carmel.

Rating: 5 

Posted: 9/17/2012 by parent

Wow! The previous folks posting must have large axes to grind. As a parent of a Carmel High School graduate, I can say that the academic instruction my son received at CHS fully prepared him for success at his select private college. He is now a college sophomore, and has often commented on how prepared he was compared to students coming from high schools elsewhere in the country. Yes, it is a large school, however, I found the staff and administrators to be extremely helpful when approached one-on-one. It is not - nor does it claim to be - anything but a large public school. Those expecting to be treated with 'kid gloves' should move their children to private schools. That said, I can tell you of many families who paid the big bucks for private high school and had no better luck gaining acceptance to select colleges than CHS grads. I firmly believe that the large, competitive environment at CHS more adequately prepares teens for success at the university level. Challenged: yes. Pampered: no.

Rating: 1 

Posted: 9/12/2012 by parent

We moved out of the district BECAUSE of the schools. This district has to be the most overrated I've ever seen because the quality is extremely low in every respect. Carmel High school is too big but it does reflect the size of the egos of those affiliated. Most teachers are lazy and unconcerned about delivering watered down academic material. Administration is even worse. It is a very mediocre system which offers very little student development. It's sink or swim which is fine for students who are over achievers. But even then, they have a false sense of superiority. They may NOT be as smart as they think they are. They may be missing out on so many intangibles that are not included in a Carmel education. Carmel is very superficial and unsophisticated. Students tend to lack character, a moral compass and adequate balance. The large sports program enables this belief in their superiority coupled with poor sportsmanship. If other districts cared more for their wins, they too would stuff students in one huge building...but they won't. Carmel is VERY good at promoting themselves as much as the parents are promoting their kids. It's a political battlefield.

Rating: 1 

Posted: 8/28/2012 by parent

The high school is way too big and the quality is poor. People are extremely proud of their sports programs, of course. It's the reason why they won't split their school to a manageable size. It is more important to dominate in sports than provide a quality education. It's humorous to watch the parents brag about how great the school is when the academics are typical of any public school. After giving the district six months, we pulled our three children out and enrolled them in private school. We sold our house and moved to a more tax friendly area. Carmel is not special and it certainly isn't hard. I was unimpressed with the teachers and thought many were lazy and unprofessional. I felt the administration was arrogant and not really interested in the students. Carmel is overrated in every way.

Rating: 4 

Posted: 8/7/2012 by parent

There are many excellent teachers and programs at Carmel High School. However, when there IS a problem, it is difficult to get action to get it solved, and one may be met with incredulity should one dare to challenge the school's perfection. Even when many parents or students have tried to get a situation fixed, it can be hard to know if anything is being done because the school and principal will not acknowledge that it has any flaws whatsoever. They need to be more aggressive when addressing poor teaching. Kids and parents with high work ethic tend to mask teaching deficiencies and I daresay the administration isn't out there looking for problems to solve, let alone responding to parents who draw them to their attention.