Maple Valley Youth Symphony Orchestra

Audition Material

Tuba

Please read and follow the audition instructions carefully. Every element of the audition will need to be completed before placement in an orchestra.

1. SCALES

Choose **ONE** of the following options to perform:

- A one-octave concert Bb, Eb, F, or G Major scale.
- A two-octave major **AND** minor scale of your choice. (They do not have to be the same key – i.e. you can play an A Major scale and a d minor scale.)
- A chromatic scale utilizing the full range of your instrument.

2. EXCERPTS

Choose **THREE CONSECUTIVE** excerpts to perform. You must play three of the excerpts and they must be in a row – i.e. Excerpts 1, 2, and 3 or Excerpts 6, 7, and 8. DO NOT skip or jump excerpts. Choose the three excerpts that you are most comfortable playing and that exemplify your current skills. Do not attempt to play excerpts that are too difficult – this could result in inaccurate placement.

EXCERPT 1:



EXCERPT 2:



EXCERPT 3:



EXCERPT 4:



EXCERPT 5:



EXCERPT 6:



EXCERPT 7:



EXCERPT 8: *Marcello Cello Sonata No. 1 in F Major, MVMT 1*



EXCERPT 9: *Mozart Concerto in Eb for Horn, K. 447, MVMT III*



Video Auditions: Please perform your scales and 3 consecutive excerpts in ONE TAKE. Make sure you, your embouchure, and your hands are completely visible in your video. Announce your name, what scales you will be playing, and what excerpts you will be performing before you start to play.