

IGNITION SWITCH CONNECTIONS	Starter Lockout Switch	Side Stand Switch
color: WHITE BROWN BK/Y BK/W RED R/W	clutch lever pulled in released	side stand up down
LOCK OFF ON P (park)	light green	green/white brown
1009B 1006B 1007B 1008A 1041A 1173A		

Starter Lockout Switch	Side Stand Switch
clutch lever pulled in released	side stand up down
light green	green/white brown

- Right Handlebar Switches
 ① Starter Button
 ② Engine Stop Switch

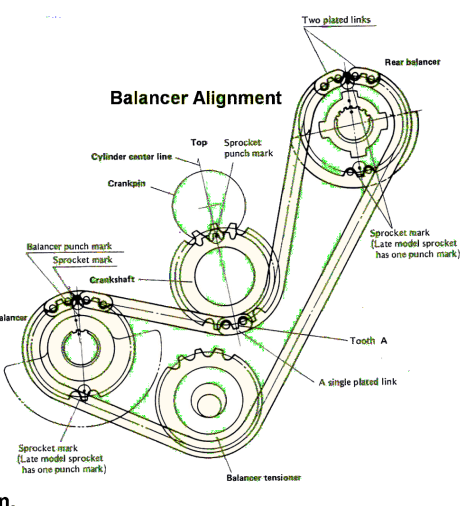
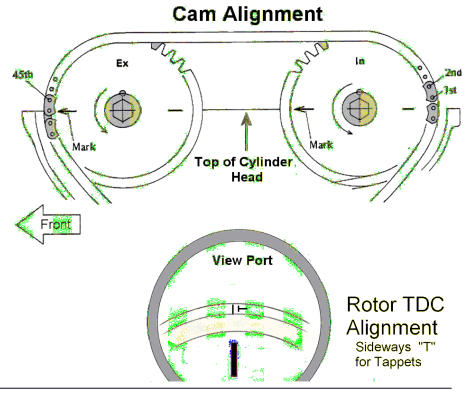
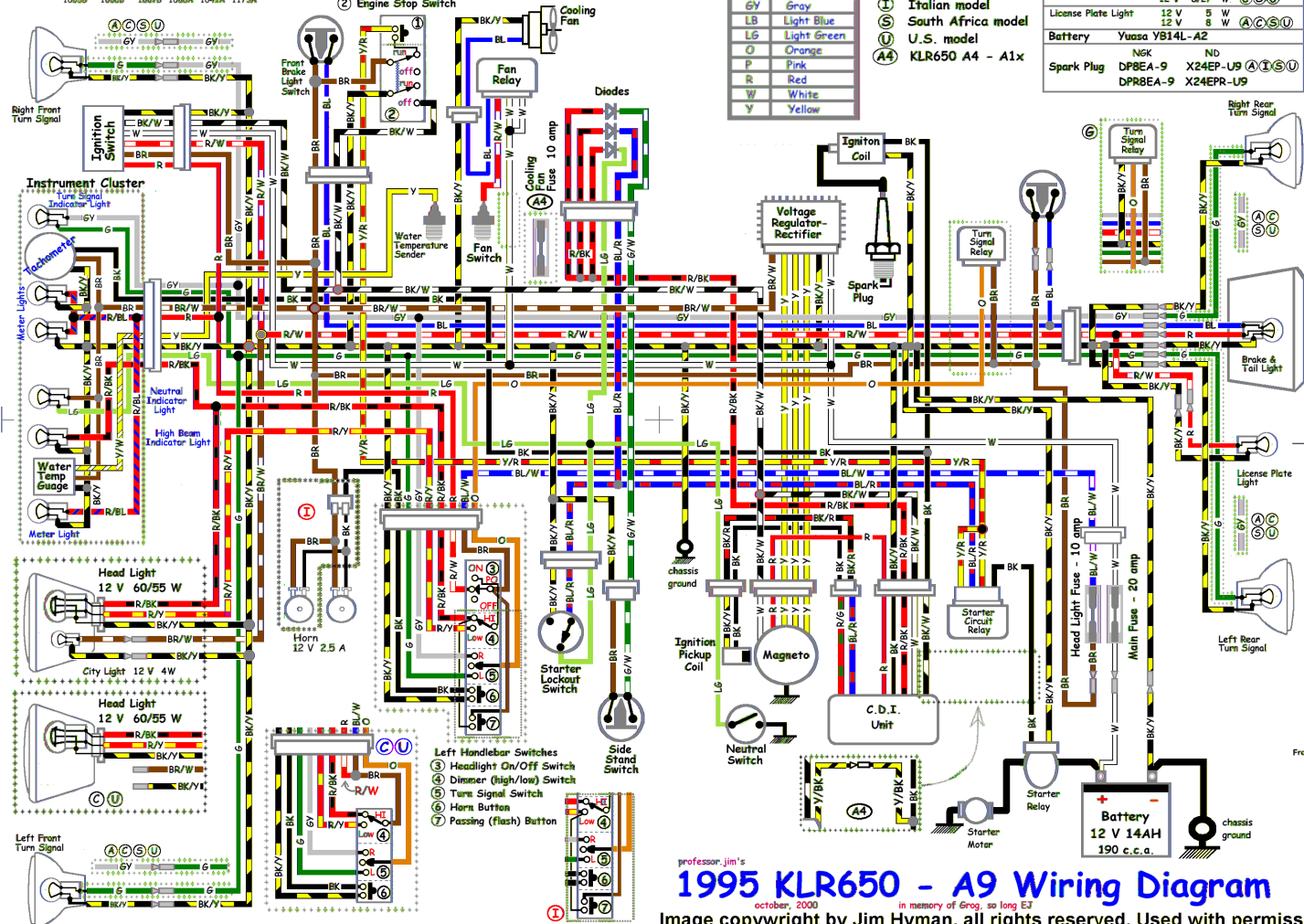
COLOR CODE	
BK	Black
BL	Blue
BR	Brown
G	Green
GY	Gray
LB	Light Blue
LG	Light Green
O	Orange
P	Pink
R	Red
W	White
Y	Yellow

- (A) Australian model
- (C) Canadian model
- (G) West German model
- (L) Italian model
- (S) South Africa model
- (U) U.S. model
- (A4) KLR650 A4 - A1x

Meter/Indicator Bulbs	12 V	3.4 W	
Turn Signal Bulbs	12 V	21 W	** front bulbs for (A)(S)(U)
	12 V	23 W	** rear bulbs for (A)(C)(S)(U)
Brake/Tail Light Bulb	12 V	5/21 W	
	12 V	8/27 W	(C)(S)(U)
License Plate Light	12 V	5 W	
	12 V	8 W	(A)(C)(S)(U)
Battery	Yuasa YB14L-A2		
Spark Plug	NGK	ND	
	DP8EA-9	X24EP-U9	(A)(I)(S)(U)
	DPR8EA-9	X24EPR-U9	

Supporting Vendors
 Arrowhead www.arrowheadmotorsports.com
 Big Cee www.bigcee.com
 Eagle www.angelfire.com/ut/maob/eagle.html
 Happy Tails www.happy-trail.com
KLR FAQ / groups / forums
www.bigcee.com/klr650faq.html
autos.groups.yahoo.com/group/DSN_klr650
www.klr650.net/forum

Kwik-Spares, KLR650 copyright Mark Bakrach, 2004 contents by Jim Hyman and Kawasaki Heavy Industries.



professor jim's
1995 KLR650 - A9 Wiring Diagram
 october, 2000 in memory of Eric, so long EJ
 Image copyright by Jim Hyman, all rights reserved. Used with permission.