

MAKE YOUR OWN

CAPTAIN UNDERPANTS

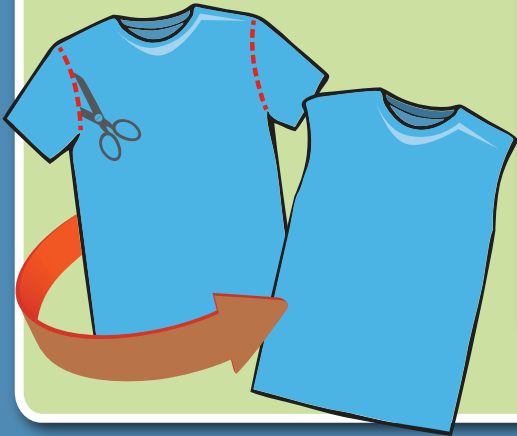
CAPE



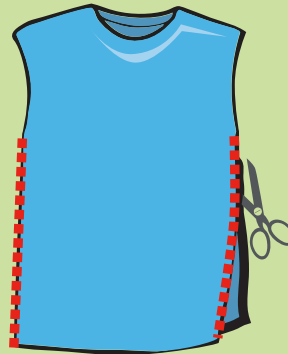
Be like Captain Underpants! Make and decorate your own!

Cut It!

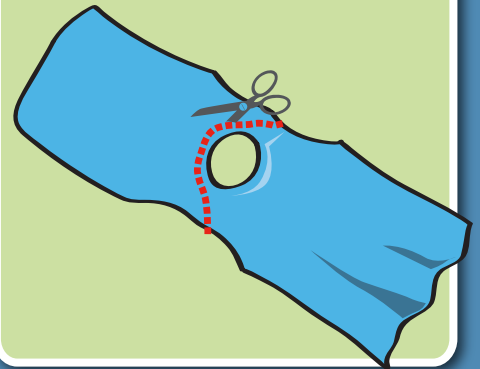
- 1** Find a T-shirt and cut off the sleeves.



- 2** Cut the sides of the T-shirt so it is open. Be careful to leave the neck hole intact.



- 3** Open the T-shirt and cut around the neck hole.




(or) Sew It!

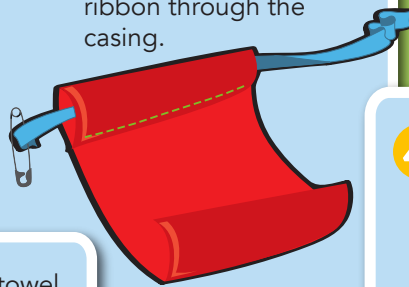
- 1** Gather a towel and a piece of ribbon long enough to tie around your neck.



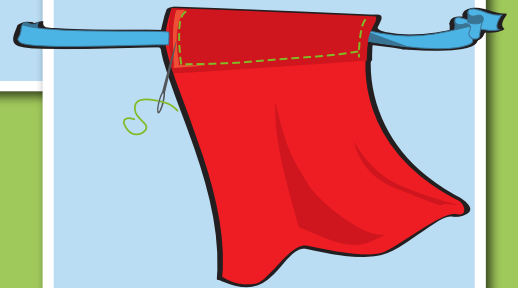
- 2** Fold over 1" of the towel and sew to make a casing for the ribbon. (Be sure to leave the ends open!)



- 3** Using a safety pin or barette, thread the ribbon through the casing.



- 4** Adjust the ribbon so it fits securely around your neck. Then sew the ribbon down so it won't slip through the casing.



Show everyone your cape by wearing it to Movie Night!