

Cash for Clipping

Before you toss that package, check it over. When you clip these special parts of the labels and send them to school, we can turn them into cash/supplies to support our kids at Ocee.

Clip the
Box Tops coupons
from food and product
packaging
around
the home



Clip the
Proof of Purchase coupons
from Community Coffee
products




Clip the
Tyson Project A+ Section

from 
fully cooked chicken packaging

Support Your School!

Clip this Tyson Project A+™ section and turn it in at your school. Each clipping redeemed by your school is worth 24¢. Complete details for the Tyson Project A+ program and how your school can participate are available at ProjectAplus.tyson.com or 800-233-6332



Support Your School!

For complete details on the Tyson Project A+ program and how your school can participate, call 800-233-6332 or visit us at <http://ProjectAplus.tyson.com>.

- 1 Clip and save this Tyson Project A+ label.
- 2 Turn in the labels at your school. The Tyson Project A+ program runs the entire school year.
- 3 Your school redeems them for cash to use any way it wants. Each label is worth 24¢.

Clip the  from these school supply brands

TICONDEROGA

DAS

LYRA

DIXON
DIXON TICONDEROGA COMPANY





PRANG

Enter **codes*** from  products at <https://us.coca-cola.com/give/schools/>

* Codes are printed under bottle caps or inside the flap of boxes of cans

Cashback for Schools

Do you shop at any of these retailers? They all give cash/credit back to the school when you tell them you want your purchases to support Ocee.

	<p>Publix</p> <p><u>How it works:</u> Scan your Publix Partners card during checkout at any Publix (except in Florida).</p> <p><u>How to get set up:</u> Pick up an Ocee Elementary Publix Partners card in the carousel near the front desk or at the Alpharetta Commons Publix. You don't need to register the card, just start using it.</p>
	<p>Kroger</p> <p><u>How it works:</u> Scan your Kroger Plus card during checkout. You must re-enroll every year.</p> <p><u>How to get set up:</u> Go to http://www.kroger.com and sign in (or register if you don't have an online account yet). Click on your name in the upper right corner. At the bottom, under Community Rewards, click the Enroll button. In the search box, type "Ocee" and click the Search button. In the search results, select "Ocee Elementary School" (number 93729) and click the Enroll button.</p>
	<p>Amazon.com</p> <p><u>How it works:</u> Start your Amazon shopping at http://smile.amazon.com (same products and prices). A one-time enrollment is required.</p> <p><u>How to get set up:</u> Go to http://smile.amazon.com and sign in with your Amazon credentials. In the search box, type "Ocee PTA" and click the Search button. In the search results, click the Select button next to the "Ocee Elem PTA" entry. Update your Amazon.com bookmark to point to http://smile.amazon.com.</p>
	<p>Office Depot/Office Max</p> <p><u>How it works:</u> Provide our school ID (70118599) during checkout or enter your receipt number later at http://www.officedepot.com/backtoschool/display.do. This will not affect your personal rewards earnings.</p> <p><u>How to get set up:</u> No set up required.</p>