


Long County High School

 1844 Georgia Highway 57, Ludowici, GA 31316

 (912)545-2135

 Grades: 9-12

 Enrollment: 974 students

Note: For information on educator qualifications and other federal reporting requirements, [click here](#). Discipline data are available in the [K-12 Student Discipline Dashboard](#).

Performance Snapshot

- Long County High School's **overall performance is higher than 53% of schools in the state** and is similar to its district.
- Its students' **academic growth is higher than 54% of schools in the state**.
- Its **four-year graduation rate is 92.4%**, which is higher than 75% of high schools.
- **61.9% of graduates are college and career ready**.

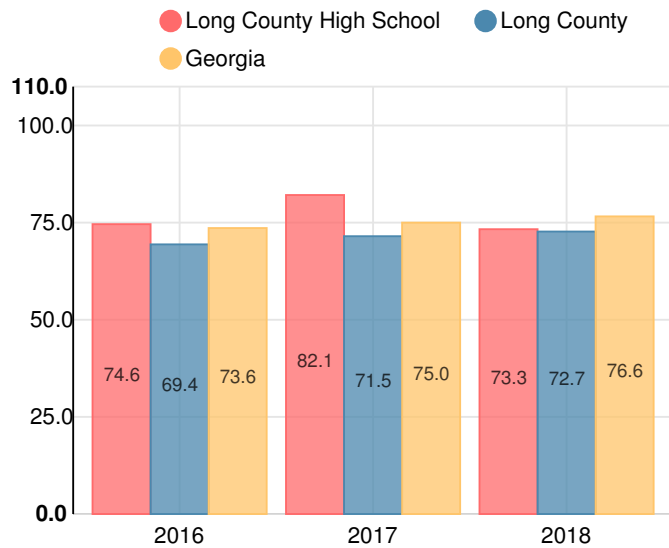
School Wide

C
73.3

Year	Long County High School
2018	C
2017	B
2016	C
2015	C
2014	F

Grade conversion	
A	90 - 100
B	80 - 89.9
C	70 - 79.9
D	60 - 69.9
F	0 - 59.9

CCRPI Single Score



Student Mobility Rate

18.9%

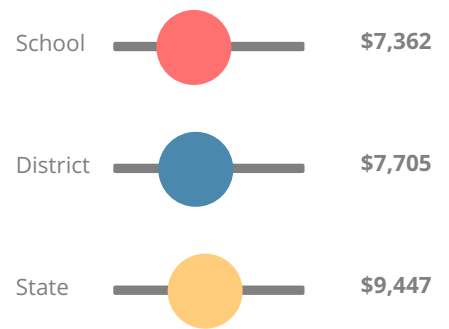
School Climate Star Rating



Financial Efficiency Star Rating

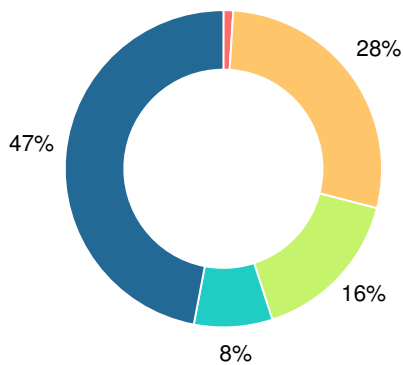


Per Pupil Expenditures



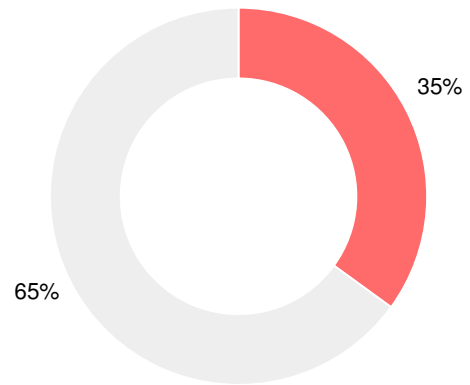
Race/Ethnicity

- Asian/Pacific Islander
- American Indian/Alaskan
- Black
- Hispanic
- Multi-racial
- White



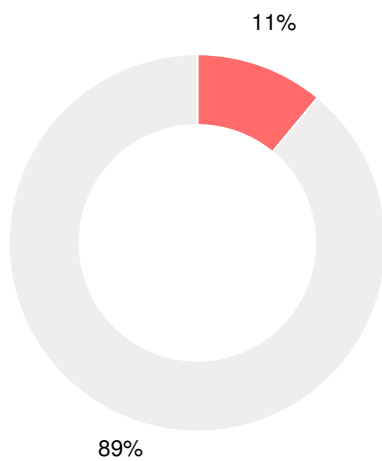
Economically Disadvantaged (ED)

- ED
- Not ED



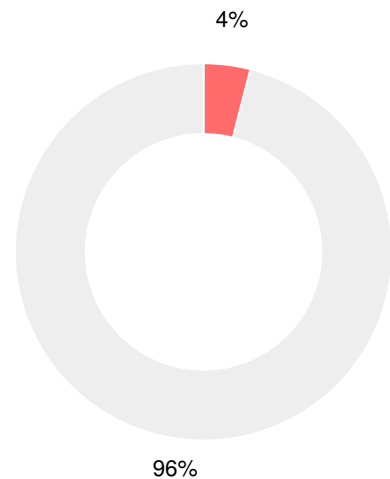
Students with Disability (SWD)

- SWD
- Not SWD



English Language Learners (ELL)

- ELL
- Not ELL



High School

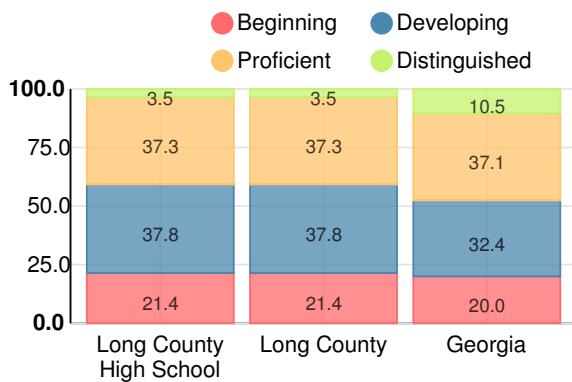
CCRPI Score

Long County High School

Indicator	2018
Content Mastery	63.7
Progress	82.9
Closing Gaps	55.0
Readiness	67.8
Graduation Rate	91.3
CCRPI Score	73.3

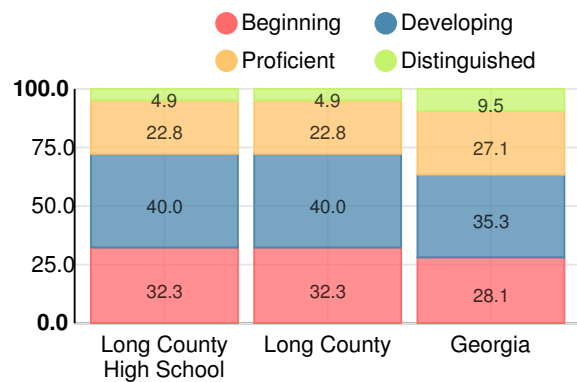
American Literature & Composition

Percent of students scoring in each performance level on 2018 Georgia Milestones



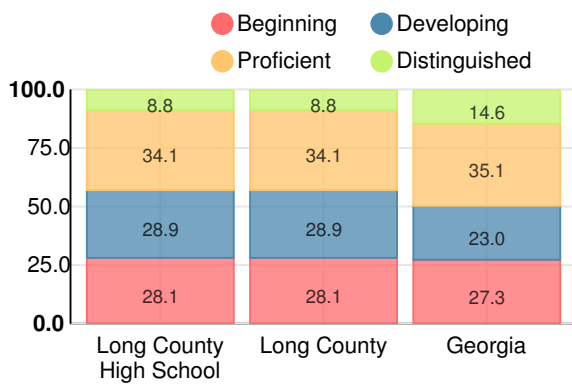
Coordinate Algebra/Algebra I

Percent of students scoring in each performance level on 2018 Georgia Milestones



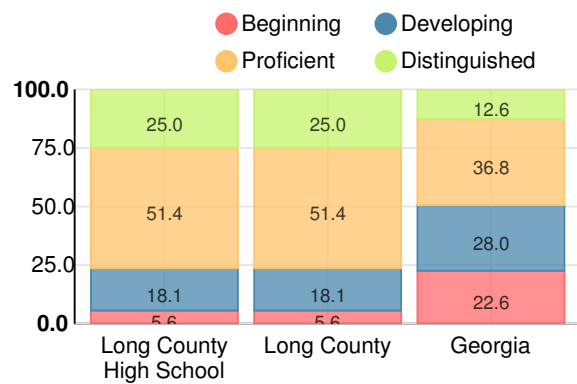
Biology

Percent of students scoring in each performance level on 2018 Georgia Milestones



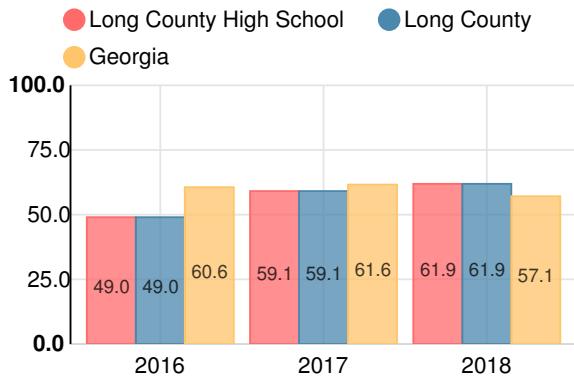
US History

Percent of students scoring in each performance level on 2018 Georgia Milestones



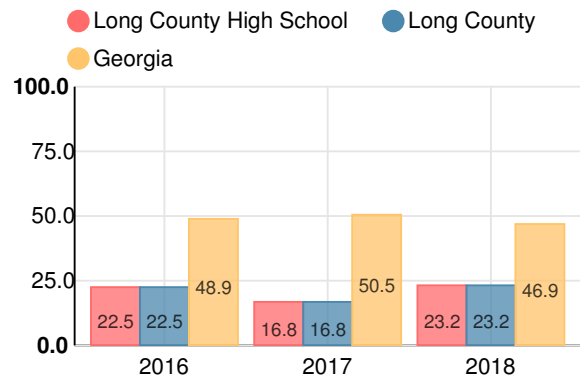
College & Career Readiness

Percent of 12th grade students who are college and career ready

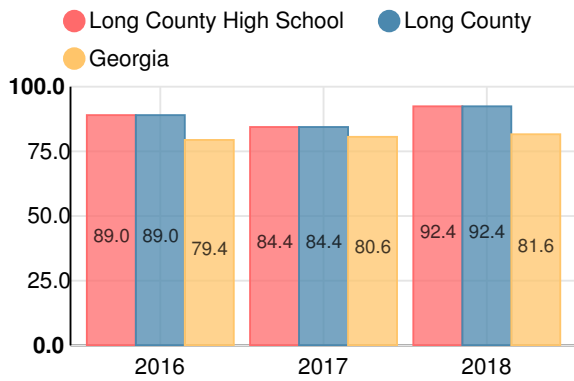


Accelerated Course Taking

Percent of high school graduates earning high school credit for accelerated enrollment



Four-Year Graduation Rate



College Enrollment Rate

