



# Smiley Elementary School

 1530 Ga Highway 57, Ludowici, GA 31316

 (912)545-2147

 Grades: K-3

 Enrollment: 1170 students

Note: For information on educator qualifications and other federal reporting requirements, [click here](#). Discipline data are available in the [K-12 Student Discipline Dashboard](#).

### Performance Snapshot

- Smiley Elementary School's **overall performance is higher than 46% of schools in the state** and is similar to its district.
- Its students' **academic growth is higher than 47% of schools in the state** and higher than its district.
- **41.7% of its 3rd grade students are reading at or above the grade level target.**

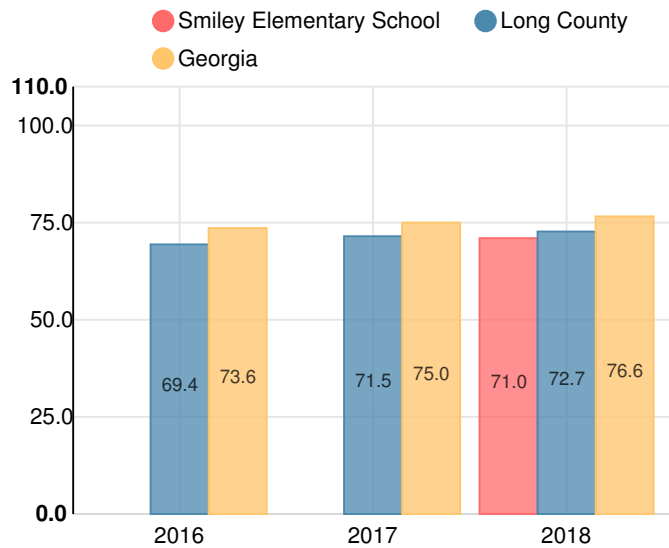
## School Wide

**C**  
**71**

Year	Smiley Elementary School
2018	C
2017	-
2016	-
2015	-
2014	C

Grade conversion	
A	90 - 100
B	80 - 89.9
C	70 - 79.9
D	60 - 69.9
F	0 - 59.9

### CCRPI Single Score



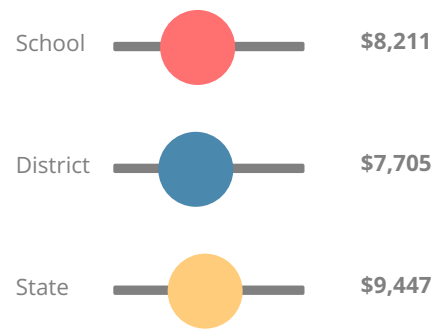
Student Mobility Rate

27.0%

School Climate Star Rating

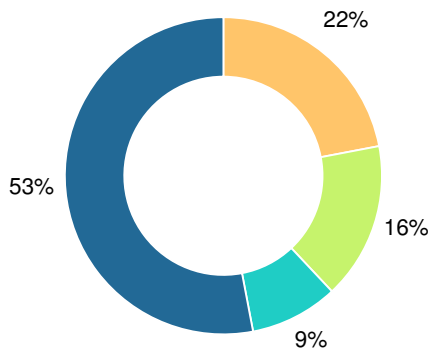


Per Pupil Expenditures



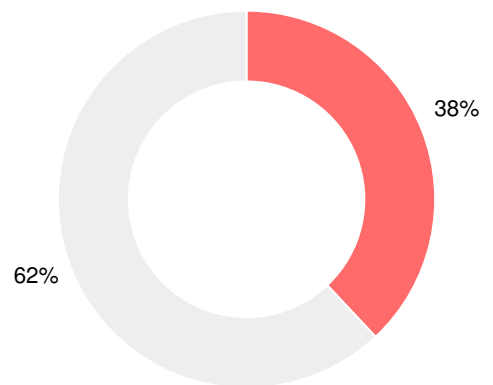
Race/Ethnicity

- Asian/Pacific Islander
- American Indian/Alaskan
- Black
- Hispanic
- Multi-racial
- White



Economically Disadvantaged (ED)

- ED
- Not ED



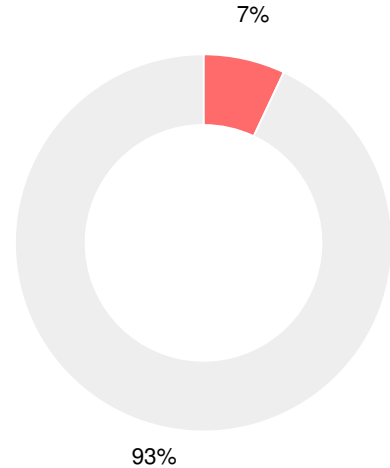
Students with Disability (SWD)

- SWD
- Not SWD



English Language Learners (ELL)

- ELL
- Not ELL



# Elementary

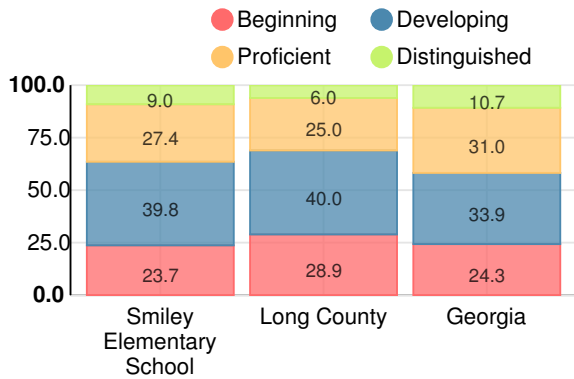
## CCRPI Score

### Smiley Elementary School

Indicator	2018
Content Mastery	66.4
Progress	82.3
Closing Gaps	68.8
Readiness	77.6
<b>CCRPI Score</b>	<b>71.0</b>

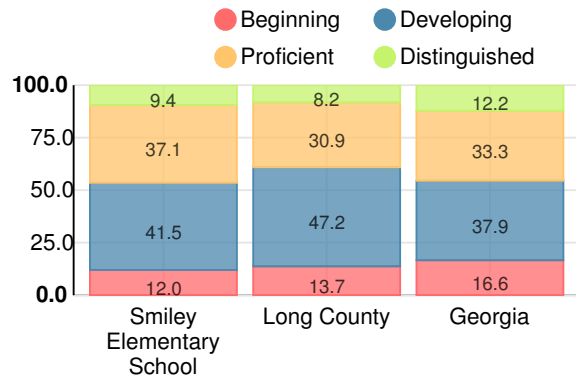
### English

Percent of students scoring in each performance level on 2018 Georgia Milestones for elementary grades



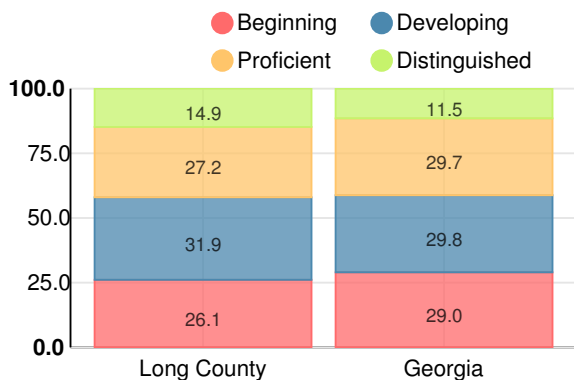
### Mathematics

Percent of students scoring in each performance level on 2018 Georgia Milestones for elementary grades



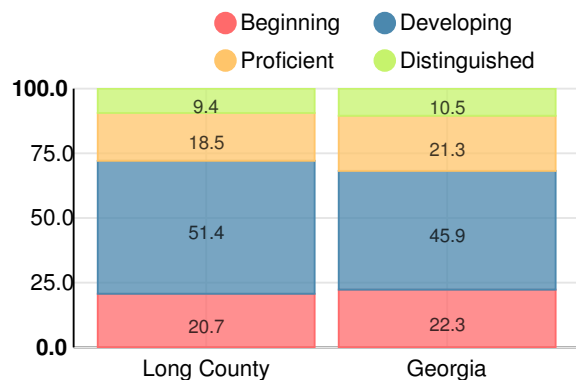
### Science

Percent of students scoring in each performance level on 2018 Georgia Milestones for elementary grades



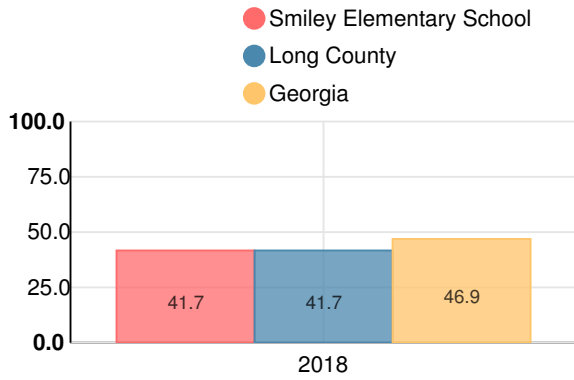
### Social Studies

Percent of students scoring in each performance level on 2018 Georgia Milestones for elementary grades



### Reading at or above the Grade Level Target (3rd Grade)

Percent of students in grade 3 achieving Lexile measure equal to or greater than 670



### Reading at or above the Grade Level Target (5th Grade)

Percent of students in grade 5 achieving Lexile measure equal to or greater than 920

