

6th Grade MUSIC KNOWLEDGE Final Exam – STUDY GUIDE**MATCHING:**___ **H** ___ Crescendo___ **I** ___ Accent___ **J** ___ Repeat Sign___ **D** ___ Measure___ **L** ___ Time Signature___ **C** ___ Bar Line___ **E** ___ Key Signature___ **B** ___ Decrescendo/Diminuendo___ **G** ___ Accelerando___ **A** ___ Piano___ **Q** ___ Forte___ **F** ___ Clef___ **N** ___ Adagio___ **O** ___ Staff___ **K** ___ Tie___ **M** ___ Moderato___ **P** ___ Andante

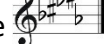

Make your selection carefully. Be sure to cross off your answers as they are used. There are no repeating letters and nothing is left out.

A. Soft


B. To gradually get softer 

C. The vertical line on the staff that separates notes into groups of beats


D. The distance or space between two bar lines

E. The sharps and flats in a song; how to play each note F. Symbols on the staff that tell how to read the notes 


G. To gradually get faster

H. To gradually get louder 

I. To play with stress or emphasis placed on a note

J. Go back to another spot in the music or play again 

K. The symbol the hooks two or more note values together to make them one

L. The numbers that indicate how to count the rhythms 

M. To play at a medium tempo













N. Very slow tempo

O. The five lines and four spaces on which music is written

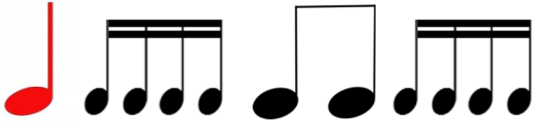


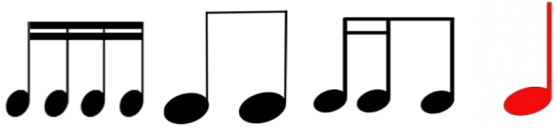
P. A walking tempo; to play at a comfortable rate of speed

Q. Loud

Name the notes or rests:

	whole note		sixteenth note		eighth rest
	half note		DOTTED half note		sixteenth rest
	quarter note		DOTTED quarter note		WHOLE rest (looks like you could fall in the "hole")
	eighth note		quarter rest		HALF rest (looks like a HAT)

Write in the counts for the following rhythms (all in 4/4 time signature):

A.		C.	
	1 2 e & a 3 & 4 e & a		1 & 2 (3) 4 &
B.		D.	
	1 & 2 e & 3 & 4		1 e & a 2 & 3 e & 4

Listen to the rhythms clapped and notate them below:

A. $\frac{4}{4}$ _____

B. $\frac{3}{4}$ _____

C. $\frac{4}{4}$ _____