

# ETERNAL QUILTERS

April 13, 2017



Happy April Everyone,

I can't believe how fast this year is going. Before we know it our quilt show will be here. With this in mind we will need someone to help with demonstrations. If you have a specialty that you would be willing to demonstrate, please let Diane Bowers know. We will also need volunteers to show the video for our Scan and Cut raffle prize. Shirley and I will do the actual demonstrations, but we would like some help with the video.

Don't forget to bring in things for the Peddlers Table and Grab Bags. The Quilt show will be held at Lindale Middle School. The entrance fee is \$8.00. It is free if you sign up to work at the show. It's fun and it benefits our guild.

We also have a need for someone to take over our membership position and sub in the newsletter position. Pam and Doris will continue the rest of the quilt year, but we need someone to start in September.

We need to think about voting for officers again. If you would like to be part of a committee to nominate those individuals who are interested please let me know. We will vote in June.

Members with last names beginning from N to R should bring dessert for the April meeting.

Ladies, since no one was interested in a sit and sew for our June meeting; how about a picnic? The guild will provide the fried chicken and the membership sign up for the salads and desserts. We will have a sign-up sheet. We will also be asking for volunteers to demonstrate some quilting techniques.



Did you know the ancients' believed diamonds were tears of the gods? They are also the birthstone for April. Remember, April showers bring May flowers.

*Patsie Griffin, President*

*Our deepest sympathy goes out to the family of long time member Marge Stevens at her death.*

*You are in our prayers and thoughts. May God's loving hand touch you and give you comfort through the days ahead.*

## Quilt Show News

You can start sending in your entrants for the show. Registration sheets were in the March Newsletter. You can make as many copies as you need, you can also go to [Friendshipquiltersoflinthicum.org](http://Friendshipquiltersoflinthicum.org) click on Quilt Show and make copies from there.

The Silent Auction is a big draw at the show and your donations have always been great. Bring your items in and give to Pat Garret.

Donations of **NEW** items for our always beautiful baskets can be given to Brigit

The ever popular Grab Bags need your help, give your donations to Claudia.

And sign up for a job at the show, see Dianne Bowers.

## Eternal Quilters Minutes 3/9/17

Meeting was opened by President, Patsie Griffin at 10:00.

It was moved, seconded and approved to dispense with the reading of the minutes.

1. **Program** - Madge Ziegler from Newark, Delaware presented a lecture titled "Pastimes from Past Times". She shared part of her beautiful and extensive collection of vintage kit quilts.
2. **Quilt Show** - We need someone to make a poster for the "Scan and Cut 2" machine that we will be raffling at the show. In addition, we'd like someone to chair this raffle booth. Please see Patsie if you can help out. \* Kathy Fowler will chair the Peddler's' Table, Pat Garrett-Silent Auction, Claudia Hakala-Grab Bags, and Brigit Addison is collecting new donated items for the Raffle Baskets.
3. **Retreat** - We will start taking reservations and deposits for our West River Retreat (Oct. 4-8) next month. For cost and further details contact Becky McKie.
4. **Charity Quilts** - Becky McKie has patriotic fabric, paid for by the guild, for use in Hospice of the Chesapeake quilts only. Contact her if you would like use this fabric to make a quilt for our vets.
5. **Sunshine** - Keep Pat Moody in your thoughts and prayers and send cards and hearts her way.
6. **Block of the Month Drawing** - Susan Chellis was the winner this month. Next month's block is called "Chain" and is to be made in black and white.
7. **Name Tag Drawing** - Winner was Marcella LaVicka.
8. **Show and Tell** - Baby quilts, row by row quilts, 'Quilt Maker' zebra, strip, scrap stars, placemats, wall hanging, cat wall hanging, 5" squares, double pinwheel, tote bag, Ann Harikal's purses, Judy Niemeyer pattern table runner, churn

dash, preemie, baby, "Things Quilters Really Think", and Bears Paw carry-on tote were shared.

9. **Kitchen** - Please precut your desserts.

Meeting was adjourned at 1:00. A demonstration of the "Scan and Cut 1" machine followed the regular meeting and a board meeting was held after that.

Respectfully submitted,  
*Claudia Hakala*  
*Secretary*

## Program Committee News

**13 April 2017 - Suzi Parron, from Crestview, Florida**, will present lecture entitled, "Following the Barn Quilt Trail." Suzi and her husband travel full time by RV, speaking to quilt guilds, libraries, civic organizations -- whoever would like to hear more about barn quilts.

There will be a raffle quilt on display today.

**11 May 2017 (Thursday) -- Bonnie Hunter**, a national teacher and author, THE champion scrap quilter and instructor, will present a lecture on scrap quilts.

On this date, Annapolis Quilt Guild will bring in their raffle quilt to sell tickets.

**12 May 2017 (Friday) -- Bonnie Hunter** will hold her workshop on "Blue Ridge Beauty" at Christ Lutheran Church, 8249 Jumpers Hole Road, Millersville, MD 21108. Class is from 8:30 AM to 3:30 PM. Bring your own lunch and drink. There will be coffee (decaf and high test) and donuts to get our morning started.

The raffle tickets for the ScanNCut are at the printers. I will bring them to our April meeting to hand out.

*Jane Humphrey*

## Retreat News

This year the retreat is October 4-8, 2017 at *West River Methodist Camp* in West River below Annapolis. We have revised the cost of attendance. Since you have the option of coming on Wednesday, Thursday, or Friday, the prices reflect that. They are: Wednesday - \$240, Thursday - \$200,, and Friday \$155. This can be paid in increments, or all at once as you choose.

Sign ups for rooms and work tables will be done at a later date as will sign ups for jobs and food.

It is normally 2 to a room with a few exceptions and special diets are accommodated. You bring your own projects and machine to work on with some projects offered as you wish

This camp is on the water with a marina just across from us. Beautiful! .

Any questions? Call me Becky McKie at 410-695-1771 or cell 443-370-2304, Margaret Tantses at 410-517-9433, or Janet Anderson at 410-960-4956.

### 101 HINTS TO FINE TUNE YOUR QUILTING – JUNE MEETING

Please help Jane Humphrey with the June program by offering to give of your vast quilting knowledge. Several topics are listed and you may think of more. These are just 3-5 minute hints you have learned over the years and will pass on. Everyone should bring paper and pencil to write down these gems no one tells you about in the patterns and books.

Phone Jane (410-551-9345) or Barbara (410-859-0447) or grab them at the April meeting and let them know.

#### Possible topics are

1. Squaring up a quilt
2. Ways to cut binding
3. Forming 90\* miters
4. Mitering borders
5. Cutting borders correctly
6. Precision piecing
7. Machine quilting (machine would be nice, but not necessary)

Any other problem areas or ideas --let us know.

**Barbara and Jane**

## Make the following changes in your Directory:

Change to Fran Looper's email  
[franlooper7@gmail.com](mailto:franlooper7@gmail.com)

Change to Rick Butler's email  
[Rickcansew2@gmail.com](mailto:Rickcansew2@gmail.com)



Ruth McIlwain Angie Jamison  
Barbara Nuss Pat Milligan  
Merced Kison

#### What We Do:

- Longarm quilting - creative, innovative, and efficient
- Repair and Restoration of Vintage/Antique Quilts
- Innova Quilting Systems - one for RENTAL for DIY - and Innova Sales
- Quilting Patterns vary from simple meander to intricate feathers
- Variety of finished quilts - baby, lap, queen, various sizes

#### Shop Hours

- Sun, Mon, Tues: by appointment
- Wed, Thurs, Fri: 10am-5pm
- Saturday - 10am-1pm / rental available

Refer a friend  
and get **20%**  
off quilting  
on your next  
quilt!

#### Catherine's Quilting

64 W. Church St  
Selbyville, DE 19975  
[www.Cathsquilting.com](http://www.Cathsquilting.com)  
[Cathsquilting@gmail.com](mailto:Cathsquilting@gmail.com)

**302-524-8378**



## Lest we forget:

- ✓ Sign in at the door and wear your name tag
- ✓ Sign up with Becky for the Retreat
- ✓ Give Hospice quilts to Carolyn
- ✓ Get your Raffle tickets from Jane
- ✓ Sign up for the June Picnic
- ✓ Quilt basket items to Brigit
- ✓ Silent Auction items to Pat Garrett
- ✓ Grab Bag items to Claudia
- ✓ Deadline for May newsletter is April 20th

## Black and White

(April's Block of Month)

Material:


Black w/ white print - B strip - cut a 2 1/2" by 25" strip

White w/ black print - A strip - cut a 2 1/2" by 25" strip

Different print then above:

Black w/ white print - F - cut 4 - 4 1/2" squares

White w/ black print - C - cut 1 - 4 1/2" sq.



Chain  
12" x 12" Finished Block

### COMPLETING THE A-B UNITS

1. Sew an A strip to a B strip with right sides together along length to make an A-B strip set; press.

2. Subcut the A-B strip into 8 (2 1/2" x 4 1/2") A-B segments as shown in Figure 1.

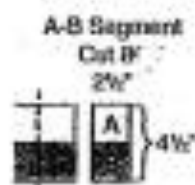


Figure 1

3. Join two A-B segments to make an A-B unit as shown in Figure 2; press. Repeat to make a total of 4 A-B units.



Figure 2

1. To complete one Chain block, select one C square, four F squares and four A-B units.

2. Sew an F square to opposite sides of the C square to make the center row as shown in Figure 9; press.



Figure 9

3. Sew an F square between two A-B units to make the top row as shown in Figure 10; press. Repeat to make the bottom row.




Figure 10

4. Sew the center row between the top and bottom rows to complete one Chain block as shown in Figure 11; press.

