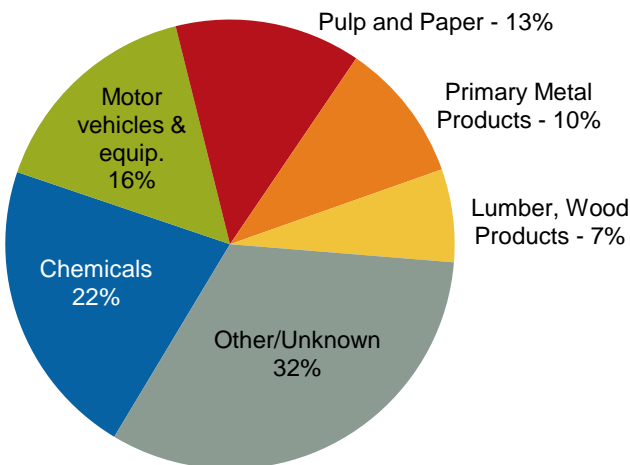


Rail Fast Facts

Operations	Number of freight railroads	24
	Freight railroad mileage	2,384
Employment and Earnings	Number of freight rail employees	1,833
	Average wages & benefits per freight rail employee	\$112,680
Railroad Retirement	Number of railroad retirement beneficiaries	7,400
	Railroad retirement benefits paid	\$133 million
Fuel Efficiency	In 2015, America's railroads moved a ton of freight an average of 473 miles on one gallon of fuel. That's like going from Jackson to St. Louis. On average, railroads are four times more fuel efficient than trucks. Moving freight by rail instead of truck reduces greenhouse gas emissions by 75 percent.	
Cutting Highway Gridlock	One train can carry as much freight as several hundred trucks. It would have taken approximately 6.8 million additional trucks to handle the 122.5 million tons of freight that originated in, terminated in, or moved through Mississippi by rail in 2014.	

Rail Traffic Originated in 2015

Total Carloads: 158,400

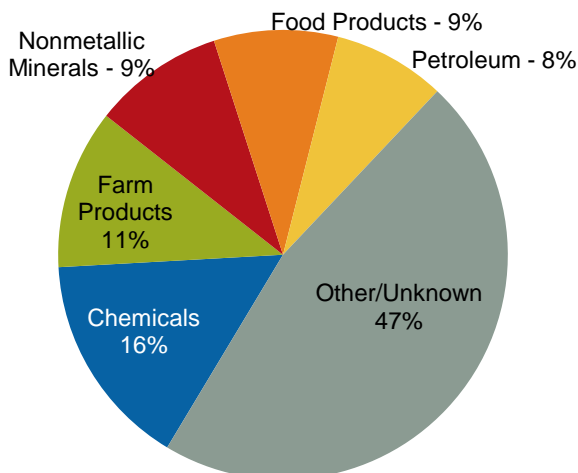


Commodity	Carloads	Percent
Chemicals	34,200	22%
Motor vehicles & equip.	25,200	16%
Pulp and Paper	21,200	13%
Primary Metal Products	16,000	10%
Lumber, Wood Products	10,600	7%
Other/Unknown	51,200	32%

Source: AAR/Railinc

Rail Traffic Terminated in 2015

Total Carloads: 179,300


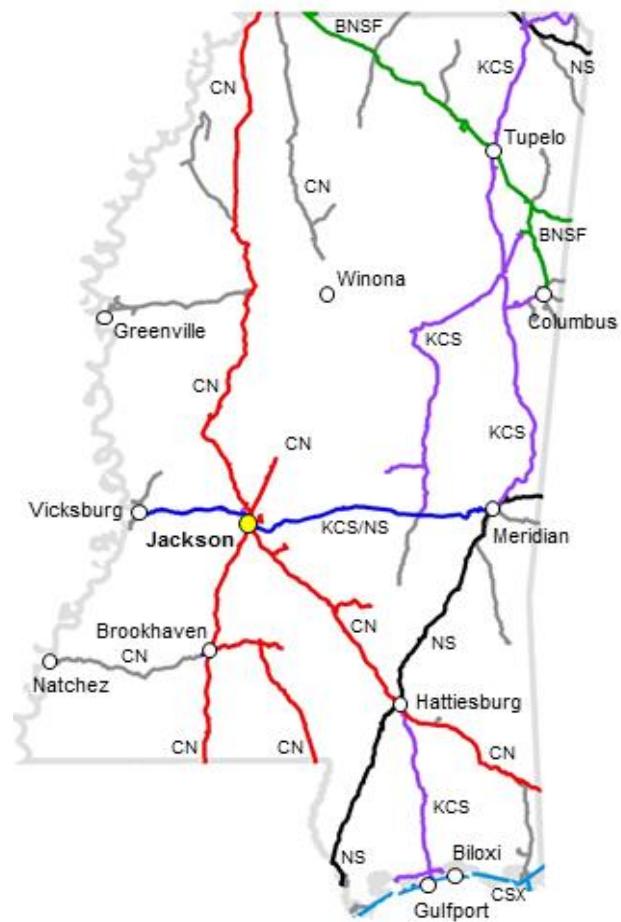


Commodity	Carloads	Percent
Chemicals	27,800	16%
Farm Products	20,600	11%
Nonmetallic Minerals	16,900	9%
Food Products	16,000	9%
Petroleum	14,500	8%
Other/Unknown	83,500	47%

Source: AAR/Railinc

	Miles Operated In Mississippi in 2015
Class I Railroads	
BNSF Railway Company	174
CSX Transportation	94
Canadian National	575
Kansas City Southern Railway Co.	723
Norfolk Southern Corp.	211
	1,777
Regional Railroads	
Alabama & Gulf Coast Railway	37
	37
Local Railroads	
Columbus & Greenville Railway	182
Golden Triangle Railroad	9
Grenada Railway	186
Luxapalila Valley Railroad, Inc.	12
Meridian and Bigbee Railroad, LLC	19
Meridian Southern Railway, LLC	55
Mississippi Export Railroad	42
Mississippi Southern Railroad	30
Mississippi Railway Cooperative, Inc.	23
Natchez Railway Inc	65
Old Augusta Railroad, LLC	5
Ripley & New Albany Railroad Company	27
Vicksburg Southern Railroad	24
West Tennessee Railroad	2
	682
Switching & Terminal Railroads	
Mississippi Central Railroad Co.	51
Mississippi Delta Railroad	60
Mississippi Tennessee Railroad, LLC	1
Port Bienville Railroad	9
	121

Mississippi Totals	Number of Freight Railroads	Miles Operated	
		Excluding Trackage Rights	Including Trackage Rights
Class I	5	1,612	1,777
Regional	1	0	37
Local	14	651	682
Switching & Terminal	4	121	121
Total	24	2,384	2,617



Map is based on the 2016 National Transportation Atlas Database published by the U.S. DOT, Bureau of Transportation Statistics.

Class I Railroad: A railroad with 2015 operating revenues of at least \$457.9 million. **Regional Railroad:** A non-Class I line-haul railroad that has annual revenues of at least \$40 million, or that operates at least 350 miles of road and revenues of at least \$20 million. **Local Railroad:** A railroad which is neither a Class I nor a Regional Railroad, and which is engaged primarily in line-haul service. **Switching & Terminal Railroad:** A non-Class I railroad engaged primarily in switching and/or terminal services for other railroads.