

# SEW-CIETY NEWS

Central Illinois/Peoria Chapter American Sewing Guild  
Spring (March, April, May) 2018  
Volume 36, No. 1—Peoria, Illinois  
Sue Melton Barnabee, Editor  
Chartered 1986



Advancing sewing  
as an art and life skill  
[www.peoriaasg.org](http://www.peoriaasg.org) [www.asg.org](http://www.asg.org)

## “SHOW & TELL’ LUNCHEON”

June 23, 2018

Sponsored by the ASG Garment Group



The Garment Neighborhood Group invites all ASG members to create items to share at the “Show & Tell Luncheon”. Bring anything you have made -- garments for you or your family, accessories, home decor items, quilts, crafts, embroidered items, community service projects – whatever you like to make. It’s fun to share this day with visitors. So, invite friends or family members to come with you.

Our theme this year is Pattern For Growth. This is the introduction to our contest this year: Pattern hacks.

Our interpretation of pattern hacks is to take favorite elements from one, two, or more patterns to make a new pattern design. Or, it could be any type of pattern manipulation like adding darts, changing a collar, using a sleeve from one pattern to make sleeves for another garment, manipulating the sleeves or making a hemline asymmetrical. Our challenge starts now!

We will have our contest at the annual meeting on November 3, 2018 in Peoria. It can be anything! A purse, jacket, dress, pants—it’s up to you. Get your creative juices going!

To help with the creative process for pattern hacks, Deon Maas will present a program on Pattern Hacks with lots of examples to help get you started on your project.

<b>DATE:</b>	Saturday, June 23, 2018	<b>PROGRAM:</b>	9:30 am
<b>REGISTRATION:</b>	9 am	<b>LUNCH:</b>	Noon. We will be finished by 1:00 pm
<b>LOCATION:</b>	United Presbyterian Church, Peoria		

## MAKE 18 IN ’18!

The need in our area for Anti-Ouch Pouch mastectomy pillows is increasing. Currently, the Central Illinois Chapter donates about 1000 pillows to local hospitals and individuals each year. Help replenish our stock by participating in the Make 18 in ’18! campaign during 2018. There are several ways to take part.

We have assembled bundles of eighteen pre-cut Anti-Ouch pillows, along with coordinating hook and loop tape. These will be available at sewing guild events. Sew them at any point during the year and bring them back, unstuffed, to a guild function. This means sewing only one or two pillows a month. How easy is that? There is no expense to you and the cutting is done for you!

Have your own fabric, but don’t have any hook and loop tape? Make up eighteen pillows, bring them to a guild event, unstuffed, and we will add the hook and loop tape.

Prefer sewing with other guild members? Come to one of our sewing days, enjoy the camaraderie, and make a few out of our fabric. Our first community sewing day is Friday, April 20 at the North Branch Library in Peoria.

Instructions and an instructional video are available at: <https://www.asg.org/resources/giving-back/> on the ASG website. Our goal is for 20 members to participate. This will be 360 pillows toward the needed 1000.

For more information, contact Deon Maas at [tommaas@mymctc.net](mailto:tommaas@mymctc.net) or 309-645-4911 or Sue Barnabee at [scbarn@gmail.com](mailto:scbarn@gmail.com) or 309-647-0111.



## Pattern Hacks



# Sew Special... '18



We are excited to bring Marla Kazell to Peoria for Sew Special '18 and a sewing workshop. Details are currently in the works for both the Sew Special on September 22, 2018 and the workshop on September 21, 2018. Mark your calendars! You won't want to miss these events.

Marla has been sewing professionally for 36 years and creates beautiful couture clothing for special clients in her custom clothing business in Tigard, Oregon. Her focus is on fit and fine construction. She specializes in beautifully tailored jackets and suits, pants fitting, dresses and separates.

She learned to sew in 7th grade Home Economics class. Marla began her career in the sewing industry as a sample seamstress in the Research and Development Department at Stretch and Sew in Eugene, Oregon. As she developed her custom clothing business, Marla continued to learn all she could about fitting, fashion and sewing with many well-known teachers, including 12 years of study with couture expert, Bobbie Carr.

Marla has written articles for Sewing Update Newsletter and for Notions, Threads and Sew News magazines. She was the featured expert for the Sew News "Q&A" column for 4 years.

Her love of sewing led Marla to share her expertise in classes and hands-on workshops in Portland, Oregon and across the country. After being privileged to serve as technical advisor for the book, *Couture The Art of Fine Sewing* by Roberta Carr, Marla created and taught the Palmer/Pletsch Couture Workshop for 10 years.

She has presented classes at the American Sewing Guild (ASG) National Conference for 14 years and for ASG and Professional Association of Custom Clothiers (PACC) chapters, the New York Fashion Academy in Seattle, Washington, Josephine's Dry Goods in Portland, Oregon and for private groups in Portland, Seattle, Chicago and New York. Her travels have taken her to designer workrooms in New York, couture showrooms in Paris and fabric stores everywhere.

## CENTRAL IL/PEORIA AREA DATES TO REMEMBER

**April 7, 2018**—One Day Sewing Retreat, 8:00am-5:00pm.  
United Presbyterian Church, Peoria, IL

**April 10, 2018**—Angel Gown Spring Project Day, 10am-3pm.  
Chillicothe Christian Church, Chillicothe IL

**April 20, 2018**—ASG Community Sewing Day. Making Anti-Ouch Pouches, Peoria North Library, Peoria, IL

**May 4, 2018**—ASG Stash Sale Set Up. 8:00am – 12:00 pm,  
United Presbyterian Church, Peoria, IL

**May 5, 2018**—ASG Stash Sale. 8:00am – 1:00 pm, United  
Presbyterian Church, Peoria, IL

**June 23, 2018**—Spring Luncheon, Speaker Deon Mass,  
Pattern Hacking, United Presbyterian Church, Peoria,  
IL

**July 12-15, 2018**—National ASG Conference, Las Vegas,  
NV [www.asg.org](http://www.asg.org)

**August 11, 2018**—IGNITE PEORIA! Peoria Civic Center,  
Peoria, IL

**August 27-29, 2018**—ASG Sewing Retreat, Villa Maria  
Retreat Center, Springfield, IL

**September 21, 2018**—Sewing workshop with Marla Kazell,  
United Presbyterian Church, Peoria, IL

[www.peoriaasg.org](http://www.peoriaasg.org)

**September 22, 2018**—Sew Special '18 with Marla Kazell,  
United Presbyterian Church, Peoria, IL

[www.peoriaasg.org](http://www.peoriaasg.org)

**November 3, 2018**—Annual Meeting, United Presbyterian  
Church, Peoria, IL

**November 3, 2018**—Make It With Wool Contest, United  
Presbyterian Church, Peoria, IL [black1959@aol.com](mailto:black1959@aol.com)

## TASTE OF ASG TRIAL MEMBERSHIP

Have you thought about joining the American Sewing Guild but wanted a "test drive" first? Here's your chance! ASG is providing a limited time offer: Sign up for a 60-day Trial "Taste of ASG" Membership for only \$10! You can get a full 60-day unlimited access to everything ASG has to offer.

- Full access to the Members Only area of the ASG website
- ASG's Online Sewing Education Library of classes, webinars and videos
- Member's Only special offers and discounts
- Electronic copy of *Notions*, ASG's Quarterly Publication
- Special pricing from ASG partners such as Craftsy and University of Fashion
- Entrance to chapter meetings, neighborhood and special interest groups and events



## Pattern Hacks



## PRESIDENT'S MESSAGE



Several weeks ago, I was pondering what fabrics in my collection would mesh with a new pattern I had purchased. Two vintage pieces jumped out as if to say 'pick me, pick me'.

The perfectly coordinated duo would make a smashing pair of pants and tunic combo that I could wear to any dressy event. I flipped the pattern envelope to the back and discovered the tunic was cut on the bias. Not a huge issue for my expertise, or was it? Suddenly I was questioning my fabric selection and feeling insecure, and negative self talk was taking over. Oh man this is just nuts.

Garment Group meeting was in a couple days so I packed up my tentative project to seek the opinions of trusted sewing peers. Arriving at the meeting, I wasted no time corralling a friend to check out my stuff. I fell all over myself explaining my insecurities regarding my fabric selection and the issue of the tunic being cut on the bias.

My friend calmly asked me what I had to lose by giving it a go? The answer was absolutely nothing. After all, I had been curating this fabric for longer than I could remember and there was enough yardage to make something else if my first attempt was less than perfect.

Another friend reminded me that even if I didn't get the fashion statement I was hoping for, the sewing project would not be a failure. She pointed out that the process and the learning are important experiences. And if I created something beautiful that looked better on the dress form than my figure, so what? She stated that no one ever questions the value or beauty of a painting that just hangs on the wall. Sewing is art and there should be no question that what I sew has beauty and value.

What inspiration, and the meeting hadn't even started yet. Sometimes we all need to be reminded to be fearless when we sew and not let self-doubt stifle the creative process or keep us from tackling a sewing opportunity, or cutting into beautiful fabric.

My charge to you this quarter is to give yourself permission to try a new project, a new technique or work on an entry for a competition. Here's where all the familiar cliches come in...You'll never know unless you try. Nothing ventured nothing gained. Failure is not an option. Just do it! Now if you will excuse me, I have to heed my own words and retreat to my creative space to sew without fear. A bias cut tunic has just presented me a sewing opportunity to create a piece of art.

Cyndy

## PROMOTE ASG



### 2018 CENTRAL IL/PEORIA CHAPTER ADVISORY BOARD (CAB)

[www.peoriaasg.org](http://www.peoriaasg.org)

#### OFFICERS

**PRESIDENT:** Cyndy Monier (309) 364-3831

[csewingconcept@yahoo.com](mailto:csewingconcept@yahoo.com)

**1<sup>st</sup> VICE PRESIDENT:** Martha Gamble (309) 689-1951

(309) 678-6259-C [howell-gamble@sbcglobal.net](mailto:howell-gamble@sbcglobal.net)

**2<sup>nd</sup> VICE PRESIDENT:** Vicki Ghidina (309) 353-7015

(309) 267-1045 -C [vghidina@itv-3.com](mailto:vghidina@itv-3.com)

**SECRETARY:** Charolette Cronin (309) 253-4276

[charlottecronin@comcast.net](mailto:charlottecronin@comcast.net)

**TREASURER:** Gisela Schuman (309) 245-4884

[gschuman93@gmail.com](mailto:gschuman93@gmail.com)

#### COMMITTEES

**COMMUNITY LIAISON:** Kim Caywood

(309) 966-3288 (530) 701-4940-C

[kimkwould2010@sbcglobal.net](mailto:kimkwould2010@sbcglobal.net)

**MEMBERSHIP:** Carol Luginbuhl (309) 868-3441

[rclug@outlook.com](mailto:rclug@outlook.com)

**NEIGHBORHOOD GROUPS:** Martha Gamble

(309) 689-1951 (309) 678-6259-C

[howell-gamble@sbcglobal.net](mailto:howell-gamble@sbcglobal.net)

**NEWSLETTER EDITOR:** Sue Barnabee (309) 647-0111

(309) 229-7999-C [scbarn@gmail.com](mailto:scbarn@gmail.com)

**SEW SPECIAL COORDINATOR:** Vicki Ghidina

(309) 353-7015 [vghidina@itv-3.com](mailto:vghidina@itv-3.com)

**WEBMASTER:** Pat West (309) 453-6682-C

[songbirdww@comcast.net](mailto:songbirdww@comcast.net)

#### NATIONAL

**ASG HEADQUARTERS:** 9660 Hillcroft, Ste 510, Houston,

TX 77096 (713) 729-3000 [www.asg.org](http://www.asg.org)

Contact: Barbara Cortez [Barbara@asg.org](mailto:Barbara@asg.org)



## Pattern Hacks



## MEMBERSHIP RENEWALS

### March

Margaret Wallace

### April

Ruth Ann Abbott  
Haroldine Baker  
Tina Colombo  
Dorothy Deem

### May

Mary Allen  
Lois Campbell  
Karen Henry  
Deb Kaufman  
Janice Sleeter  
Margaret Youssi

## STATE AND NATIONAL DATES TO REMEMBER

**March 8-10, 2018**—Original Sewing & Quilt Expo, Atlanta, GA

**March 1-8, 2018**—Sew Much Fun LA ASG Tour.  
[jillian@asg.org](mailto:jillian@asg.org)

**March 8-10, 2018**—Quilt, Craft & Sewing Festival, Pomona, CA [www.quiltcraftsew.com](http://www.quiltcraftsew.com)

**March 15-17, 2018**—Quilt, Craft & Sewing Festival, Sacramento, CA [www.quiltcraftsew.com](http://www.quiltcraftsew.com)

**March 15-17, 2018**—Original Sewing & Quilt Expo, Lakeland, FL

**April 5-7, 2018**—Original Sewing & Quilt Expo, Cleveland, OH

**April 12-14, 2018**—Quilts Inc., Rosemont, IL

**May 11-14, 2018**—Quilts Inc., San Diego, CA

**May 20-26, 2018**—New York Fashion ASG Tour.

[maria@asg.org](mailto:maria@asg.org)

**June 7-9, 2018**, Original Sewing & Quilt Expo, Arlington, TX

**July 12-15, 2018**—National ASG Conference, Las Vegas NV [www.asg.org](http://www.asg.org)

**September 6-18, 2018**—Quilt Expo, Madison, WI

**September 20-22, 2018**—Original Sewing & Quilt Expo, Cincinnati, OH

**September 27-29, 2018**—Original Sewing & Quilt Expo, Fredericksburg, VA

**November 8-11, 2018**—Quilts Inc, Houston, TX

**November 15-17, 2018**—Original Sewing & Quilt Expo, Novi, MI

**November 15-18, 2018**—TeslaCon, Madison, WI

**January 24-26, 2019**—National Make It With Wool, New Orleans, LA

## SEWING WEB SITES

[www.abramsBooks.com](http://www.abramsBooks.com)

[www.andysdressform.com](http://www.andysdressform.com)

[www.aurorasilk.com](http://www.aurorasilk.com)

[www.bamboofabricstore.com](http://www.bamboofabricstore.com)

[www.budobear.com](http://www.budobear.com)

[www.buttonbird.com](http://www.buttonbird.com)

[www.colonialneedle.com](http://www.colonialneedle.com)

[www.corsetmaking.com](http://www.corsetmaking.com)

[www.doityoursilk.com](http://www.doityoursilk.com)

[www.homesewingdepot.com](http://www.homesewingdepot.com)

[www.madeirathread.com](http://www.madeirathread.com)

[www.naturesfabrics.com](http://www.naturesfabrics.com)

[www.orientalsilk.com](http://www.orientalsilk.com)

[www.sequinsusa.com](http://www.sequinsusa.com)

[www.sewbizfabrics.com](http://www.sewbizfabrics.com)

[www.sewFitography.com](http://www.sewFitography.com)

[www.stellalighting.com](http://www.stellalighting.com)

[www.sye.com](http://www.sye.com)

[www.stylishfabric.com](http://www.stylishfabric.com)

[www.thestickyroller.com](http://www.thestickyroller.com)

[www.tissudallas.com](http://www.tissudallas.com)

## SEWING TIPS FROM SUE

Retayne is a color fixative for commercially dyed cotton, linen, and rayon fabrics that bleed. Use in the washing machine or treat by hand washing with hot water. Always test fabric before washing it for the first time. Only one application is necessary. You can treat 24 yards with one 4 ounce bottle. [www.dharmatrading.com/cgi-bin/search.cgi?query=Retayne](http://www.dharmatrading.com/cgi-bin/search.cgi?query=Retayne)

If you find a gap in the back of your pants, open the waistband at the side seams. Insert a piece of non-roll elastic. Pin one side in place. Slip stitch the seam closed. In the side seam, stitch in the ditch to hold the elastic. Pull the elastic until it's snug. Repeat the process on the remaining side. No one will ever know. It will be so comfortable and look so much nicer.

Have you tuned into Channel 47 lately? Fit2Sew in the new sewing show featuring Peggy Sagers. It's a fresh new show. It's on Friday morning at 11:30 am.

Watch for the Channel 47 auction. We will again samples from "Sewing With Nancy" that Nancy Zieman donated to our chapter to donate to the auction.

Sue Barnabee is a former Family and Consumer Sciences teacher, and member of Haute Couture Club of Chicago and Stitcher's Guild of Peoria. Her articles and projects have appeared in Sew News, Creative Machine Embroidery, Woodworker's Journal and McCall's Quilting magazines.



## Pattern Hacks





## AROUND THE NEIGHBORHOOD



ASG members may attend any and all Neighborhood Group meetings in the Central IL/Peoria Chapter and anywhere around the country. Prospective members are encouraged to attend two meetings before joining the chapter.

Please contact the Neighborhood Group leader to confirm monthly meeting times, programs and locations, especially if you are traveling a distance. Programs sometimes change.

WHERE	MARCH	APRIL	MAY	CONTACT
<b>Chapter Advisory Board (CAB) 1 pm, E. Peoria Library</b> Members are welcome		<b>4/13/18</b> CAB Meeting		<b>Cyndy Monier</b> Chapter President (309) 364-3831 <a href="mailto:csewingconcept@yahoo.com">csewingconcept@yahoo.com</a>
<b>BLOOMINGTON/NORMAL</b> 2 <sup>nd</sup> Saturday, 10 am	<b>3/10/18</b> Sewing Day	<b>4/14/18</b> Trip to Vogue Fabrics	<b>5/12/18</b> Contact NG leader	<b>Angela Slama</b> (309) 825-8183 <a href="mailto:sewsilly4ads@hotmail.com">sewsilly4ads@hotmail.com</a>
<b>CHAMPAIGN/URBANA</b> 3 <sup>rd</sup> Tuesday, 1 pm Champaign Public Library, 200 W Green St, Champaign	<b>3/20/18</b> Making Your Own Pattern from a Finished Garment	<b>4/17/18</b> All About Hems Sue Barnabee	<b>5/15/18</b> Zippers Karen Clark	<b>Sharon Gerth</b> (217) 367-7652 <a href="mailto:shrngerth@gmail.com">shrngerth@gmail.com</a> <b>Kathy Hatch</b> (217) 355-1213 <a href="mailto:kathychatch@gmail.com">kathychatch@gmail.com</a>
<b>FULTON COUNTY</b> 4 <sup>th</sup> Thursday, 1 pm Wallace Park, Canton 11:30, lunch optional	<b>3/22/18</b> Sewing Room Storage	<b>4/26/18</b> All About buttons	<b>5/24/18</b> Pleats	<b>Sue Barnabee</b> (309) 647-0111 <a href="mailto:scbarn@gmail.com">scbarn@gmail.com</a>
<b>GARMENT SEWING</b> 3 <sup>rd</sup> Saturday, 10 am North Branch Library, Peoria	<b>3/17/18</b> Matching Plaids Charlotte Cronin	<b>4/21/18</b> Making boxer shorts Martha Gamble	<b>5/19/18</b> Gathering	<b>Sue Barnabee</b> (309) 647-0111 <a href="mailto:scbarn@gmail.com">scbarn@gmail.com</a>
<b>GALESBURG</b> 3 <sup>rd</sup> Monday, 6-7:45 pm Galesburg Library	<b>3/19/18</b> Alterations 101 Pat Pearson	<b>4/23/18</b> Getting that Professional Look Pat Pearson <b>Note the week change</b>	<b>5/21/18</b> Clever Bags Cher Testroet	<b>Pat Pearson</b> (309) 344-2670 <a href="mailto:galesburgsews@outlook.com">galesburgsews@outlook.com</a>
<b>PEORIA EVENING</b> 2 <sup>nd</sup> Tuesday 6 pm Lakeview Library, Peoria	<b>3/13/18</b> Purses and Bags	<b>4/10/18</b> Choosing the Best Interfacing and Needles for your fabric	<b>5/8/18</b> Sewing for your Kitchen Patty Schmidt	<b>Pat West</b> (309) 925-3395 <a href="mailto:songbirdww@comcast.net">songbirdww@comcast.net</a> (309) 453-6682-C
<b>WOODFORD COUNTY</b> 3 <sup>rd</sup> Thursday 3-5 pm Eureka Public Library	<b>3/15/18</b> Rolled hem on the Sewing Machine/Serger\ Carol Luginbuhl	<b>4/19/18</b> Sewing Faux Fabrics	<b>5/19/18</b> Review of Sewing Aids	<b>Robin Staudenmeier</b> (309) 370-2696 <a href="mailto:erstauden@gmail.com">erstauden@gmail.com</a> <b>Carol Luginbuhl</b> (309) 923-6861 <a href="mailto:rclug@outlook.com">rclug@outlook.com</a>



## Pattern Hacks



## A WORD FROM YOUR COMMUNITY LIAISON



Hello! My name is Kim Caywood. I am excited to be your new Community Liaison.

I've been sewing for about 30 years. I enjoy sewing pretty much anything...except alterations! Recently I've been sewing for my daughter and my one year old niece. I have an embroidery machine and I love to embellish items as well as make stand alone embroidery projects. Joining the sewing guild has been a very inspiring and encouraging experience and I've made some great friends.

Our first community sewing day will be Friday, April 20 at the North Branch Library in Peoria. We will be working on anti-ouch pouches. The Anti-Ouch Pouch is a pillow that hangs from the shoulder, fitting snugly under the arm to cushion the area after breast surgery or during radiation treatment. The wedge shape gently holds the arm away from the body when the user is standing. There is a great need for these pouches in the Peoria area...1000 a year! The Guild's goal is for everyone to sew 18 in 2018! If you are unable to attend our sewing days, please consider getting together with fellow sewists in your area and stitch up some of these pouches. They will be available in kits from each Neighborhood group leader. They are very much appreciated by the ladies who use them.

I recently took a tour of the Crittenton Center which was very informative. If you have never taken a tour of this facility, I suggest you do. They do many wonderful things for the children in our area that are in crisis. Our second community sewing day will benefit the Crittenton Center and is scheduled for September--place and time/date TBD. We will be working on bibs and cot sheets.

Our summer retreat is scheduled for August 27-29 at the Villa Maria in Springfield. This is a great time to finish those UFO's or start something new and it's also a great time to get to know your fellow American Sewing Guild Members. It's nice to be able to get away for a couple days and do nothing but sew. No cooking, cleaning...just sewing, talking, laughing and having a good time. Mark your calendars and join us for a stitching good time!

Kim Caywood, Community Liaison

## ILLINOIS STATE MAKE IT WITH WOOL



Have you started your Illinois State Make It With Wool project? 2018 is the 57<sup>th</sup> year of the Make It With Wool contest in Illinois. Contact Marilyn Donoho, 7450 W County Line Road, Paw Paw, IL 61353, (815) 627-9422, or [black1959@aol.com](mailto:black1959@aol.com), for more information and entry forms.

The MIWW contest offers the opportunity to focus attention on the beauty and versatility of wool; encourages the use of wool fabric or yarn in sewing, knitting, crocheting, spinning and weaving wool fabrics and yarns; offers the opportunity to compete for valuable prizes.

Start sewing your wool garment now for next year! It would be nice to have more ASG members in the competition. ASG members receive a \$10 discount off the state entry fee. The Garment Group as well as the other Neighborhood Groups, is willing and able to offer assistance if you need it. The Central IL/Peoria Chapter ASG is a sponsor of the Illinois State Make It With Wool contest. Next year, it will be held November 3, 2018 at the annual meeting which will be held at the United Presbyterian Church, Peoria, IL

This year, Illinois was fortunate to have two National Make It With Wool contest winners. Deon Maas, Farmington, of our chapter ASG was 4<sup>th</sup> in the adult contest. Maria Childer of Bollingbrook was 5<sup>th</sup> in the senior contest.



## Pattern Hacks



## MEET ANGELA SLAMA BLOOMINGTON/NORMAL NEIGHBORHOOD CHAIR



I learned to sew from my mom, initially, and then self-taught myself alteration, couture, upholstery, quilting.

When I was little, I sewed clothes for my dolls and my sisters' Barbies by hand. But when I was 12, my mom made a gorgeous red and blue on white plaid double knit single breasted suit that blew me away! I was in love and asked her to teach me.

To take a step back, though, tells a little more about this story. My mom is German. She trained in Germany to become a milliner - a hat maker. The foundation training for millinery, though, was in sewing and design. She had been taught in the couture methods. Unfortunately, when she came to America, she did not continue this career path. But she DID sew for our family.

My sisters and I enjoyed coordinating outfits for every holiday, season and event. I might have a jumper instead of suspended skirt, my sisters might have short sleeves and I long sleeves. And sometimes she made us outfits that matched her outfit. So, when I asked her to teach me to sew, I was learning from someone with awesome skills.

I made all my formals in high school, except for my senior prom. I made my boyfriend (now my husband) a brushed denim jacket. That's when all the other boys were wearing crazy colored double knit.

In college I made spending money sewing Raggedy Ann and Andy dolls. And, my niche market was fraternities! I did however make one outfit that sticks out in my memory. Remember crinkle cotton? I had purchased YARDS of the stuff in a wonderful shade of orange. I made the skirt and a lined vest. I was working on the laped jacket. I tried 5 times to get that lapel to look right. After the fifth unsuccessful try I wadded the thing up and threw it away. I figured if I DID manage to get it right on the sixth try, every time I wore it I would be reminded of the pain it had been to make. I wore the vest and skirt for many years though!

When my daughter was born, Prince William had just been born. I fell in love with his Christening gown. In the mid-1980s, all the baptismal gowns were short, cotton eyelet garments. But again, I had stars in my eyes. I made a three feet plus long Champagne lace over satin with floating bodice gown that all four of my children were baptized in. And a few years later there was a company that specialized in coordinating mother-daughter outfits (they expanded to the entire family and the family pet!). I saw a deep green velvet and white lace trimmed dress set in their Christmas catalog that I 'fell in love with!' The mom's dress was \$500 and the little girl's matching dress was \$300. Not in my budget at the time. I made both for \$100. And they looked every bit as beautiful.

In the early 1990's I learned to quilt. When we moved to Bloomington, and after my days of carting my boys' to hockey practices and games came to an end, I joined the Hands All Around Quilt guild in Bloomington/Normal, eventually becoming Quilt Show Chair and President of the Guild. A wonderful group of ladies who are overflowing with talent.

Which brings me to ASG. I wanted to get back into fashion sewing. A few years ago I self-studied couture sewing. It is my passion now. I am a technical nut when it comes to sewing. I'm not the most creative mind, but I love the technical challenge of putting a garment together (or matching seams perfectly in anything!). Two years ago, I redesigned my wedding dress for my daughter. It was a wonderful experience.


I once mentioned in a job interview that I sewed, much to my husband's horror. But, I explained to the interviewer that sewing gave me the instant gratification I couldn't find in my job in the insurance industry. I worked in an agency where you could spend months quoting and re-quoting and adjusting a quote some more, waiting and waiting for the customer to decide if I could write their business. Sewing gives me the ability to work on something with passion, to create a plan and carry it out, to be creative, and to know that at the end of an hour, the end of a day or the end of a weekend that I had a beautiful garment to wear, a pretty quilt to gift someone, or a humorous table runner to decorate my home with. Sewing is my sanity check.

**NEWSLETTER DEADLINES:** May 1, August 1, November 1 and February 1. Send information to Sue Barnabee, 21795 E Barnabee Rd., Farmington, IL 61531, or [scbarn@gmail.com](mailto:scbarn@gmail.com) (309) 647-0111.



### Pattern Hacks





## FROM THE BOOKSTORE



### **FASHION DETAILS: 1,000 IDEAS**, Macarena San Martin



It's the little details that take the garment from ordinary to extraordinary. Simple details include the cuffs, darts, pockets, plackets, collars, etc. Fashion designers use so many more details to make the garments eye catching, trend setting to make their designs stand out on the runway and on your street.

This is a complete reference with thousands of full color photographs which showcase designers around the world.

Fashion Details will help you find new perspective in your current designs which inspire you to take your future designs in a whole new direction.

This is a resource book of inspiration and motivation for all obsessed with details.

**ISBN:** 9781592537167

**Publisher:** Rockport Publishers

[www.quartoknows.com/books/9781592537167/Fashion-Details.html](http://www.quartoknows.com/books/9781592537167/Fashion-Details.html)

### **THE FASHION DESIGN: REFERENCE + SPECIFICATION**, Jay Calderin & Laura Volpintesta



This book takes one through the entire process of fashion designing, from the concept of the garment to marketing it.

The book gives information and ideas for planning and executing fashion projects of every scale. It details six phases in the cycle of fashion—research, editing, design, construction, connection and evolution. This book helps you develop strategies for building a cohesive wardrobe and collection.

**I**

**SBN:** 9781592538508

**Publisher:** Rockport Publishers

[www.quartoknows.com/books/9781592538508/The-Fashion-Design-Reference-Specification-Book.html](http://www.quartoknows.com/books/9781592538508/The-Fashion-Design-Reference-Specification-Book.html)

### **SEWING KNITS FROM FIT TO FINISH**, Linda Lee.



Sewing is “sew” rewarding! It is also cost-effective and is an enjoyable creative skill we are developing. That's why we check the price tag of a piece of clothing and think, I could sew that myself!

Linda Lee gives us the instruction we need to sew soft knit fabrics using professional techniques. She includes methods using both a sewing machine and a serger with construction notes and how-to photos.

It covers identifying different types of knits available today and helping us select the most appropriate for our project. It goes into selecting the best sewing pattern for knit fabrics and how to tweak the patterns to fit specific measurements.

It also covers: preparing the fabric before cutting, transferring markings onto knits, organizing construction, sewing seams and selecting the best style of seam, using stabilizers and inserting closures, sewing hems and selecting the best hem style and adding embellishments for that unique, one of a kind garment.

It gives you shortcuts and troubleshooting tips to make your knit sewing garments stress free.

**ISBN:** 9781589239388

**Publisher:** Creative Publishing International

[www.quartoknows.com/books/9781589239388/Sewing-Knits-from-Fit-to-Finish.html](http://www.quartoknows.com/books/9781589239388/Sewing-Knits-from-Fit-to-Finish.html)



## Pattern Hacks





## COMMUNITY SERVICE PROJECTS

**NOTE:** Be sure to report any charitable sewing you have done to your neighborhood group leader or to Martha Gamble at (309) 689-1951 or (309) 678-6259-C [howell-gamble@sbcglobal.net](mailto:howell-gamble@sbcglobal.net).

### ANTI-OUCH POUCH



Anti-Ouch Pouches (AOPs) were designed by our chapter member Deon Maas. This underarm hanging pillow is intended to add a little comfort to people's lives during a stressful, painful time. The pillow hangs from the shoulder, fitting snugly under the arm to cushion and ease the pressure of the underarm and breast area after breast surgery, upper body surgeries or during radiation treatment.

Tens of thousands of anti-ouch pouches have been lovingly sewn and donated to breast centers across the United States. The American Sewing Guild featured the Anti-Ouch Pouch as the 2008 National Community Service Project. Read more at [www.asg.org/?s=Anti+Ouch+Pouch](http://www.asg.org/?s=Anti+Ouch+Pouch).

This will continue to be an ongoing project for our chapter. We take them to the OSF Susan G Komen Center, Methodist Diagnostic Center in Peoria and OSF in Galesburg. Digital mammography detects so many more cases of breast cancer thus increasing the need for AOP's. We would appreciate help making AOPs. If you have questions, contact Deon Maas at [tommaas@mymctc.net](mailto:tommaas@mymctc.net) or Sue Barnabee, [scbarn@gmail.com](mailto:scbarn@gmail.com). Follow this link [www.asg.org/files/community\\_service/Anti\\_Ouch\\_Pouch.pdf](http://www.asg.org/files/community_service/Anti_Ouch_Pouch.pdf) for the pattern.

Please consider donating soft fabric, stuffing or completed AOPs. We donate hundreds every few months in our area at OSF Komen Center and Methodist Diagnostic Center.

### ANGEL GOWNS OF CENTRAL ILLINOIS

Loss of an infant leaves a sorrowful emptiness in the arms and hearts of their families who never were able to bring the child home from the hospital. It can be an isolating time, especially as parents try to find clothing in which to bury their tiny babies.

The Chillicothe Christian Church is coordinating the project to make Angel Dresses from wedding and formal gowns. The Angel Dresses are for babies who never recover in the neonatal intensive care unit at Children's Hospital of Illinois at OSF St. Francis Medical Center in Peoria.

The Spring Project Day is April 10, 2018 from 10 am-2 pm at the Chillicothe Christian Church.

The gowns are made for baby boys and girls to serve as baptismal/end of life gowns. Navy, gray and black are used for pant sets for the boys. The gowns are made to fit the small premature babies. One wedding dress can make up to 10-12 Angel Gowns. Each little outfit comes packed in a special, pretty keepsake box. In the box, along with the gown, is a handmade blanket and hat and booties.

Over 100 wedding dresses have been donated since the project began. There is a need for pink, blue or black gowns. They currently have a supply of wedding dresses. They also need ribbons, lace, buttons, thread and other notions, cash donations or JoAnn Fabric gift cards to purchase sewing supplies. Dresses do not need to be cleaned before you send them. Unless your gown has been trashed, sewers have had lots of luck spot cleaning and working around damage.

ASG members can contact Sue Barnabee, [scbarn@gmail.com](mailto:scbarn@gmail.com) (309) 647-0111 to make donations or for more information.

### CRITTENTON CHILD DEVELOPMENT CENTER



*...protecting and nurturing  
children and families.*



Crittenton Development Center serves Central Illinois children and families by providing loving child care and a 24-hour staffed crisis nursery.

The center is in constant need of bibs. You can donate them directly, contact a CAB member for pick up or bring them to a chapter/neighborhood meeting. The pattern is on the web site. [www.peoriaasg.org/CommunityServiceCrittenton.html](http://www.peoriaasg.org/CommunityServiceCrittenton.html)

Our chapter donates custom-made bibs, crib and cot sheets, burp pads and wash cloths to help defray the costs of purchasing these items. Those patterns are on the web site link above. Crittenton staff members have said the items our chapter provides are "much higher quality" than those they can purchase. Please consider helping. Supplies to make the items will be provided for you.

This year we will help support Crittenton Development Center by collecting coupons for baby items. Since these are time limited, gather your coupons periodically and mail them to Crittenton Development Center, 442 W John H Gwynn Jr Ave, Peoria, IL 61605.

Our support at Crittenton Child Development Center is done by donating items that they need. This is a project we will be continuing. Contact Kim Caywood for information at [kimkwould2010@sbcglobal.net](mailto:kimkwould2010@sbcglobal.net).



### Pattern Hacks



## TAKING A NEW CHALLENGE . . .



One of the exciting parts of the role I have on the Chapter Advisory Board is that I get to hear about the creativity going on all over the chapter. The Bloomington/Normal group is launching a new format. Rather than having a two hour meeting with a program and show and tell, they are meeting for a full day with a program and sew time. This is allowing members the opportunity to ensure they get some sewing done every month, and they have fitting help right in the room as they sew!

I also get to hear stories of individuals who are taking on new challenges. My favorite one from the past few months came from Karen Fyke, founding member and recently retired Woodford County Neighborhood Group leader. She sent me this photo of her grandson, Alex, who loves dressing in costumes.

Karen taught her grandson how to sew on his 1961 Pfaff sewing machine. From the fabric of a pantsuit of his Grandmother Bill's, he saw the potential for a deerstalker (AKA Sherlock Holmes) hat. Karen made the comment that he is indomitable in what he attempts.

With a pattern from the internet and some cotton drape, he began putting the hat together. And, as Karen said, "Thought you'd like to see what can happen when you blend a sewing machine with someone who doesn't know enough to be afraid to try!" That got me to thinking, as I have grown in my sewing knowledge, sometimes it makes me less apt to try something. I know it might be difficult.

What could we accomplish as sewers if we were fearless in our approach to projects? Have you done anything lately that scared you a bit? Let's seek to model Karen's grandson and approach an upcoming sewing project with inventive boldness.



Martha Gamble, Neighborhood Group Coordinator

**NANCY'S NOTIONS:** 10% off entire order. Use source code 189411-5222. Not valid at special events, on the purchase of gift certificates or for class registration. Limit one source code per order. This discount cannot be combined with any other promotions. It expires April 30, 2018.

**JOANN.COM:** 10% off entire order. Use source code VIPSAVE1718. Not valid at special events, on the purchase of gift certificates or for class registration. Limit one source code per order. This discount cannot be combined with any other promotions. It expires May 31, 2018.

## 2018 ANYONE CAN WIN!



Anyone Can Win is the ASG equal opportunity sewing event because anyone who enters has a chance to win, regardless of sewing expertise or experience. Anyone Can Win is open to ASG members. (Open to U.S. residents only.) If the entrant is not a Junior Member, the "18 and under" category needs an ASG sponsor. But it isn't necessary for the sponsor to have been involved in sewing the entry. We just want you to encourage young people to enter. The sponsor's name and ASG membership number must be included on the entry form.

Go to the Members Only section of [www.asg.org](http://www.asg.org). Click on the Contest 2018 banner, fill out the entry form, and follow the easy instructions to upload and label your photo (only one photo per garment, please). That's it!

The deadline for entries is midnight EDT, July 1, 2018. Making more than one garment? Enter them all. The more garments you enter, the greater your chances of winning! Four winners will be chosen electronically at random—two "over 18" ASG members and two "18 and under" entrants. The first "over 18" member selected will receive a set of Clover with Nancy Zieman@Bordeaux Ultimate Scissors and Shears; PLUS the Clover three-piece ruler set; PLUS the Clover Wedge Iron.

The second member selected will receive an assortment of A&E Intrassa premium polyester thread.

The two "18 and under" winners will receive gift cards from Nancy's Notions—the first for \$100 and the second for \$50. Both young winners will also receive one-year ASG Junior Memberships.

Once the winners have been selected, an online gallery of all the submissions will be on the ASG web site—a virtual fashion show for your enjoyment! <https://www.asg.org/resources/contests/>



## Pattern Hacks



**SEW-CIETY NEWS** is the quarterly newsletter of the Central IL/Peoria Chapter of the American Sewing Guild (ASG) located in Peoria, Illinois. The American Sewing Guild is a non-profit organization of home sewers. Its purpose is to provide information, education and programs for its members and the community. Membership to ASG is open to the public. The chapter has neighborhood groups in Peoria, Woodford County, Fulton County, Bloomington/Normal, Galesburg and Champaign/Urbana. See page 4 for details about the neighborhood groups.



## CENTRAL IL/PEORIA CHAPTER ON THE WEB

Our chapter website is being redesigned so you can find the information you seek more quickly and easily. Watch for the big reveal in the very near future at [www.peoriaasg.org](http://www.peoriaasg.org). Kim Caywood and Pat West are responsible for redesigning and maintaining our presence in cyberspace. If you are wondering what's going on in our chapter or your neighborhood group, take a look on the website!



## CHAPTER CHANGE OF ADDRESS

You should address mail for the chapter to Cyndy Monier, Central IL/Peoria ASG, 1115 Yankee Lane, Sparland, IL 61565-9760.

## ASG FABRIC DESIGN CONTEST



This is the winning ASG fabric design. ASG members can order the ASG design fabric from [www.myfabricdesigns.com/artist/americansewingguild/main](http://www.myfabricdesigns.com/artist/americansewingguild/main)

Enter ASG20 for a 20% discount on your fabric. The design, labeled winning design, can be printed in its original size or reduced to a smaller scale. In addition, you have 25 different fabrics and six color ways to choose from.

Once you have your fabric, create something featuring the winning design fabric. You can make a garment, craft, quilt, home décor piece, accessory or anything as long as it features the winning fabric design. There is no minimum yardage requirement. The only stipulation is that the fabric with the ASG logo **MUST** be easily visible—no linings, no interior pockets, etc.

You may also include any or all of the coordinating designs or use a different fabric altogether.

When you complete your design, simply submit your name, chapter name and a photo of your creation. Make sure the winning fabric design is prominently displayed. Send to [asgfabricdesigncontest@gmail.com](mailto:asgfabricdesigncontest@gmail.com) no later than May 31, 2018.

The chapter with the most entries relative to the size of the chapter will be the winner which will be announced at the ASG Conference 2018 in Las Vegas. The winning chapter will receive national recognition on the ASG website and in Notions magazine, be awarded a certificate and receive a free educational event the chapter will be able to schedule within 10 months.

Individuals will also be recognized for their efforts. The names of all who submit entries will be in a drawing held at the ASG Conference 2018 in Las Vegas.

## 2018 ASG CONFERENCE



The 2018 ASG Conference will be held July 12-15, 2018. The conference will be at the Westgate Las Vegas Resort, 3000 Paradise Road, Las Vegas, NV 89109.

Corporate sponsors this year are Baby Lock, Elna, Sulky and Threads.



## Pattern Hacks





## PLEASE SUPPORT OUR LOCAL RETAILERS

Mention these retailer ads and the Peoria Chapter ASG when you visit our local stores



### Galesburg Sewing Center And Sewing Center II


243 E Main Street  
Galesburg, IL  
(309) 343-5019

4700 N University Street  
Peoria IL  
(309) 689-5499

[www.sewingcenter123.com](http://www.sewingcenter123.com)


Brother---BERNINA---Handi Quilter  
Specializing in Sales & Service

**Peddler's Way  
Quilt Co.**



Linda Calvert Debbie Myers  
Gail Warming

- Quilting Classes • Quilting Supplies • Quilting Fabric
- Quilting Books & Patterns • Sewing Machines & Services



127 Peddler's Way  
Washington, IL 61571  
[www.peddlersway.com](http://www.peddlersway.com)

Phone 444-7667  
Fax 444-9317  
[pwqc@tuxco.com](mailto:pwqc@tuxco.com)

BERNINA Husqvarna VIKING

**SEWING  
STUDIO**

Fashion, Quilting Fabrics, Sewing Classes  
Repair Service

1503 E. College Ave. Suite C  
Normal, IL 61761

MARGARET COUCH  
(309) 452-7313



Joyce Day & Nancy Muncaster  
Owners

**BERNINA & JANOME**  
Quilt Fabrics & Notions

Sewing and Embroidery Machines  
Machine Repair  
Classes

156A Lincoln Sq  
Urbana, IL 61801  
617-258-1391 Fax: 617-258-0381  
Mon. - Fri. 10 - 4:30; Sat. 10 - 3  
Sun. 12 - 3  
Closed Sun. Memorial Day - Labor Day

[www.sewsassyinc.com](http://www.sewsassyinc.com)



2037 S. Main St.  
Morton, IL 61550  
309.263.7114  
[www.thequiltcorner.biz](http://www.thequiltcorner.biz)

the quilt corner

### AREA QUILT CLUBS

- Gems of the Prairie Quilters**, Peoria--1<sup>st</sup> Wednesday, 6:30 pm
- Handi Quilter Club**, Quilt Corner, Morton--2<sup>nd</sup> Monday of odd numbered months.
- Peddler's Way Quilt Co**, Washington--1<sup>st</sup> Thursday, 1 pm
- Prairie Points**, Peoria--2<sup>nd</sup> Saturday, 10 am
- Sew Sassy**, Project Linus, Urbana--1<sup>st</sup> Thursday, 5 pm
- The Piecers of the Heartland**, Canton--2<sup>nd</sup> Monday, 6:30 pm
- The Quilt Corner**, Morton--3<sup>rd</sup> Monday, 10:00 am & 6:30 pm

### AREA EMBROIDERY CLUBS

- Fulton County Machine Embroidery Club**, Big Racks, Canton--2<sup>nd</sup> Wednesday, 11:45 lunch, 1 pm
- Galesburg Sewing Center**, Galesburg--1<sup>st</sup> Monday, 1 pm (not January or July); 1<sup>st</sup> Thursday, 6 pm (not January or July)
- Prairie Points**, Peoria--4<sup>th</sup> Monday, 2 pm & 6 pm
- Sewing Center II**, Peoria--1<sup>st</sup> Wednesday, 10 am & 3<sup>rd</sup> Thursday, 6 pm (December)
- Sewing Studio**, Normal--3<sup>rd</sup> Saturday, 12:30-2:30 (December)
- Sew Sassy**, Urbana--2<sup>nd</sup> Tuesday, 1- 4 pm; 6-9 pm; the following Thursday, 10:30 am-1:30 pm

See ads for phone numbers and web sites



## Pattern Hacks





## ASG DISCOUNTS AT AREA STORES!

**Galesburg Sewing Center:** ASG members receive a 10% discount. ASG card must be presented.  
**JoAnn Fabrics:** 10% discount with ASG discount card.  
**Peddler's Way Quilt Co:** Customer discount  
**Sewing Studio:** 10% discount.  
**Sew Sassy:** 10% discount.  
**The Quilt Corner:** Punch card

**MEMBERS:** Bring your ASG card when you shop!

**RETAILERS:** This article is extended to our advertisers and national sponsors. If we missed your store or there are changes, please be sure to let us know.

## ADVERTISING RATES

<b>Business Card (3 1/2")</b>	<b>\$15.00</b>	<b>Full Page (9 3/4" X 7 1/2")</b>	<b>\$75.00</b>
<b>1/4 Page (4 3/4" X 3 1/2")</b>	<b>\$25.00</b>	<b>Insert (Inserts provided by you)</b>	<b>\$75.00</b>
<b>1/2 Page (4 3/4" X 7 1/2")</b>	<b>\$50.00</b>	<b>Special Mailing</b>	<b>\$75.00 Plus Postage</b>

## ASG ONLINE!



At [www.asg.org](http://www.asg.org) go to [www.asg.org/members-only/videos/#](http://www.asg.org/members-only/videos/#) to choose videos and projects for those brand new to sewing, as well as those who are experienced in sewing and would like to sharpen their skills. If you have class ideas, send an e-mail to [ramona@asg.org](mailto:ramona@asg.org) with suggestions.

## NEWSLETTERS ARE DIGITAL!



If your e-mail address has changed recently, please contact Carol Luginbuhl, Membership Chairperson, at [rlug@outlook.com](mailto:rlug@outlook.com) or (309) 868-3441 to update your account. If you would like to receive a printed copy, send your name and address to Sue Barnabee, 21795 E Barnabee Road, Farmington, IL 61531.

## SEWING MACHINE COMPANY WEB SITES

[www.babylock.com](http://www.babylock.com)  
[www.berninausa.com](http://www.berninausa.com)  
[www.brothersews.com](http://www.brothersews.com)

[www.elnaUSA.com](http://www.elnaUSA.com)  
[www.husqvarnaviking.com](http://www.husqvarnaviking.com)  
[www.janome.com](http://www.janome.com)

[www.JukiHome.com](http://www.JukiHome.com)  
[www.pfaffusa.com](http://www.pfaffusa.com)  
[www.singerco.com](http://www.singerco.com)

### ASG MEMBERSHIP APPLICATION

Name \_\_\_\_\_

Address \_\_\_\_\_

City \_\_\_\_\_ State \_\_\_\_\_ Zip \_\_\_\_\_

Daytime phone number \_\_\_\_\_

E-mail \_\_\_\_\_

How did you hear about ASG? \_\_\_\_\_

**Return to:** American Sewing Guild  
 9660 Hillcroft, Suite 510, Houston, TX 77096

New Member ..... \$50

Junior Member (New and Renewal) to age 17, or age 22 with student ID ..... \$25

Chapter Central IL/Peoria

ASG Member at Large ..... \$50

Renewal Member ..... \$45 (if received before membership expiration date)

Late Renewal ..... \$50

Chapter \_\_\_\_\_

**Payment**

Check payable to "American Sewing Guild"

MasterCard | Visa | AmEx | Discover

Account#: \_\_\_\_\_

Expiration Date: \_\_\_\_\_ CVV#: \_\_\_\_\_

Signature: \_\_\_\_\_



## Pattern Hacks



**CENTRAL ILLINOIS/PEORIA CHAPTER  
THE AMERICAN SEWING GUILD**

*1115 Yankee Lane  
Sparland, IL 61565-9760*



***SEW-CIETY NEWS***

***TIME DATED MATERIAL  
DELIVER BY March 10, 2018***

**OR CURRENT RESIDENT**



**Pattern Hacks**

