



Emergency Medical Responder

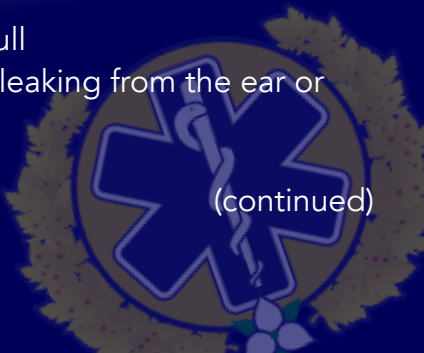
INJURIES TO THE HEAD, NECK AND FACE



General Signs and Symptoms of a Head Injury

- 1) Altered mental status
- 2) Irregular breathing
- 3) Open scalp wound
- 4) Penetrating head wounds
- 5) Softness or depression of skull
- 6) Blood or cerebrospinal fluid leaking from the ear or nose
- 7) Facial bruises

(continued)

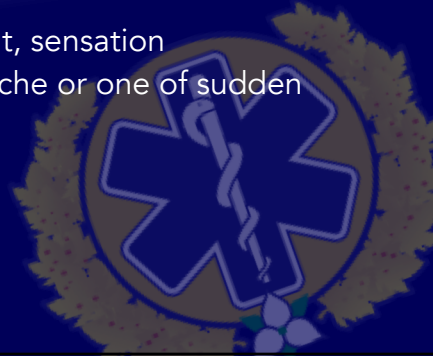


Copyright © 2010 Pearson Education Canada



General Signs and Symptoms of a Head Injury (Cont'd)

- 8) Raccoon eyes
- 9) Bruising behind ears
- 10) Abnormal pulses, movement, sensation
- 11) Severe and disabling headache or one of sudden onset
- 12) Nausea, vomiting
- 13) Unequal pupils
- 14) Seizures



Copyright © 2010 Education Canada



General Management

- 1) Make airway a top priority
- 2) Control bleeding and dress open wounds
- 3) Apply a rigid cervical immobilization device
- 4) Monitor vitals
- 5) Calm and reassure patient





Signs and Symptoms of a Brain Injury

- 1) Changes in mental status
- 2) Paralysis or flaccidity
- 3) Unequal facial movement, squinting, drooping, unequal or unreactive pupils, vision disturbances
- 4) Ringing in ears or loss of hearing
- 5) Rigidity of all limbs
- 6) Loss of balance

(continued)



Signs and Symptoms of a Brain Injury

(cont'd)

- 7) Slow, strong heartbeat that gradually becomes rapid and weak
- 8) High blood pressure with slow pulse
- 9) Rapid, laboured breathing or disturbances in breathing pattern
- 10) Vomiting after head injury
- 11) Incontinence





Concussions

Signs and Symptoms of a Concussion

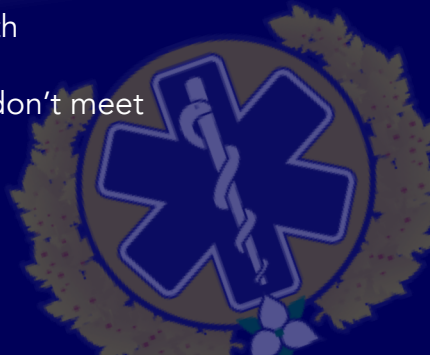
- 1) Momentary confusion
- 2) Inability to recall events before and after injury
- 3) Repeatedly asking what happened
- 4) Mild to moderate irritability
- 5) Inability to answer questions or obey commands
- 6) Persistent vomiting
- 7) Incontinence
- 8) Restlessness
- 9) Seizures
- 10) Brief loss of consciousness



Facial Injuries

Signs and Symptoms of Facial Injuries

- 1) Distortion of facial features
- 2) Numbness or pain
- 3) Bruising or swelling
- 4) Bleeding from nose or mouth
- 5) Limited jaw motion
- 6) Missing teeth or teeth that don't meet
- 7) Double vision
- 8) Asymmetry of facial bones





Jaw Injuries

Signs and Symptoms of Jaw Injuries

- 1) Mouth won't open or close
- 2) Drooling of saliva mixed with blood
- 3) Difficulty swallowing
- 4) Pain when speaking or difficulty speaking
- 5) Missing, loosened, or uneven teeth
- 6) Teeth that don't meet
- 7) Pain in areas around the ears



Nasal Injury

Nose Injuries

- 1) Take special care to ensure an open airway
- 2) Position patient to prevent blood draining into the throat
- 3) Apply cold packs to reduce swelling

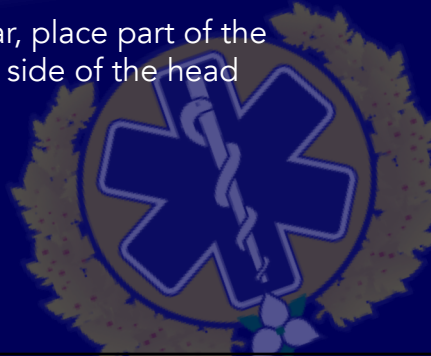




Ear Injuries

Ear injuries

- Keep in mind
 - 1) When dressing an injured ear, place part of the dressing between it and the side of the head
 - 2) Never probe the ear




Cervical Injury


Signs and Symptoms of Neck Injuries

- 1) Obvious lacerations or other wounds
- 2) Deformities or depressions
- 3) Obvious swelling
- 4) Difficulty speaking
- 5) Airway obstruction
- 6) Cracking sensations under skin





C-Spine Immobilization



Eye Injuries

Eye injuries

- Carefully examine
 - 1) Orbits
 - 2) Eyelids
 - 3) Mucous membranes
 - 4) Globes
 - 5) Pupils
 - 6) Movement

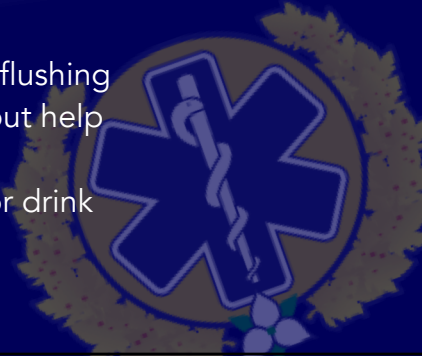


Copyright © 2010 Pearson Education Canada



Basic Emergency Care of an Injured Eye

- Flushing – only for chemical injury and if eye is not perforated
- No salves or medicines
- Do not remove blood clots
- Don't force eye open unless flushing
- Do not let patient walk without help
- Patch both eyes
- Do not allow patient to eat or drink
- Don't panic
- Have patient see doctor



Copyright © 2010 Pearson Education Canada



Extruded or Impaled Eyeball

- 1) With an extruded eyeball or an impaled object in the eye you should cover both eyes but do not apply pressure.
- 2) With an extruded eyeball, do not try to replace it, cover it with moist dressings
- 3) With an impaled object, do not attempt removal of FB. Keep patient still and keep talking to or touching the patient so they know you are there.

