



List Prices Sept 2018

New for 2018 , 2 pc all acrylic surfaces

White or Bisque color

Tubs feature built- in overflow chambers , slotted or oval and our special slotted drain.


All plumbing is hidden inside the tub skirt along with water pumps and air blowers for Jetted and Air Jetted tubs. Water supplies for faucets are under the tub skirt. Most Roman Tub Faucets will mount on the tubs. Optional wall or floor mounted faucets.

Two peice all acrylic tubs;

Tub And Drain Only **NO Faucet !**


Modern Oval end Drain;

Soaker	Jetted	Air Jetted
\$3,000	\$4,500	\$5,000
\$3,200	\$4,700	\$5,200
\$3,400	\$4,900	\$5,400

 O3660-FSBE	wht, bsq
O3666-FSBE	wht, bsq
O3672-FSBE	wht, bsq

Modern Oval Center side Drain wht, bsq

Soaker	Jetted	Air Jetted
\$2,800	N/A	\$4,800
\$3,400	\$4,900	\$5,400
\$3,600	\$5,100	\$5,600

 O3060-FSBS	wht,bsq
O3666-FSBS (68 ")	wht,bsq
O3672-FSBS (74 ")	wht,bsq

Single slipper End Drain

Soaker	Jetted	Air Jetted
\$2,600	N/A	\$4,600

 O3060-FSBE (58 ")	wht,bsq
--	---------


Double Slipper arm rest ;

Soaker	Jetted	Air Jetted
\$3,600	\$5,100	\$5,600

 306mfscsd	wht,bsq
---	---------


Modern Rectangle End Drain;

Soaker	Jetted	Air Jetted
\$3,000	\$4,500	\$5,000
\$3,200	\$4,700	\$5,200
\$3,400	\$4,900	\$5,400

 R3660-FSBE	wht,bsq
R3666-FSBE	wht,bsq
R3672-FSBE	wht,bsq

Modern Rectangle Center Side Drain;

Soaker	Jetted	Air Jetted
\$3,000	\$4,500	\$5,000
\$3,200	\$5,100	\$5,200
\$3,400	\$5,300	\$5,400

 R3660-FSBS	wht, bsq
R3666-FSBS	wht,bsq
R3672-FSBS	wht,bsq

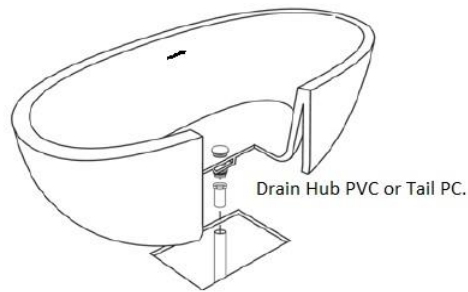

Round Center side Drain

Soaker	Jetted	Air Jetted
\$3,600	\$5,100	\$5,600

 O60-FSNC	wht,bsq
--	---------

	Faucet on Tub or Wall; Expression, Edwardian, or Victorian			\$700
Option Details;	Faucet on Floor; Expression modern or Edwardian or Victorian			\$1,200
	LED Light	\$400	\$400	\$400
	Flex supplies & shut Offs	\$125	\$125	\$125
	Foam Insulate tub	\$200	\$200	\$200
Add Water Jets	5 to 8 jets depending on model			
	6 V jets	\$350	\$350	\$350
Add V pad Jets for back Therapy	8 V jets	\$400	\$400	\$400
Air jets	Number varies with size one jet every 4 "	Multiple speeds	Auto Purge	
LED Light	Variable colors, strobe, etc.	\$400	\$400	\$400

Sit tub exactly in position over Drain , adjust Feet



Step 1



Measure height from floor to this point under the bathtub drain hole. This will determine the height from the floor to the top flange of the hub supplied

Step 2



Cut pipe from floor and connect hub. Required height is from Step 1. Apply some caulk to the top flange of the hub to hold the silicon gasket in place. Lift tub over drain.

Step 3



Seal the top of the drain basket as noted above. Unscrew pop-up and use a basket wrench to tighten the drain basket into the hub. Allow to dry and then re-attach the pop-up, fill with water and test for leaks



Equipment Inside Tubs



www.ICSqualitybaths.com



Real Air jets do not hold water and drain into tub.

www.ICSqualitybaths.com