

HARVEY
BUILDING PRODUCTS

Tribute

Premium Replacement or New Construction Double Hung Window





HARVEY
BUILDING PRODUCTS

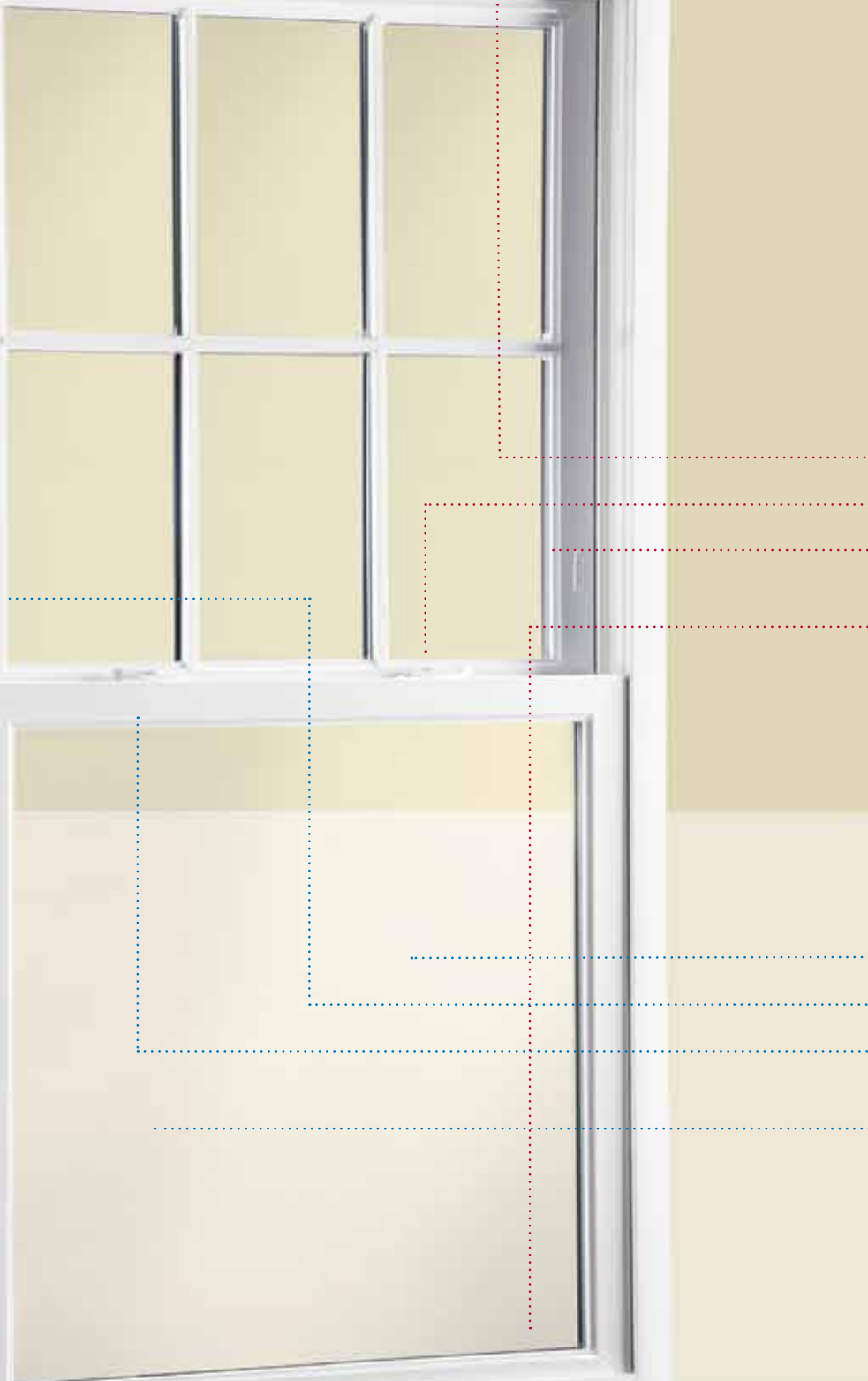
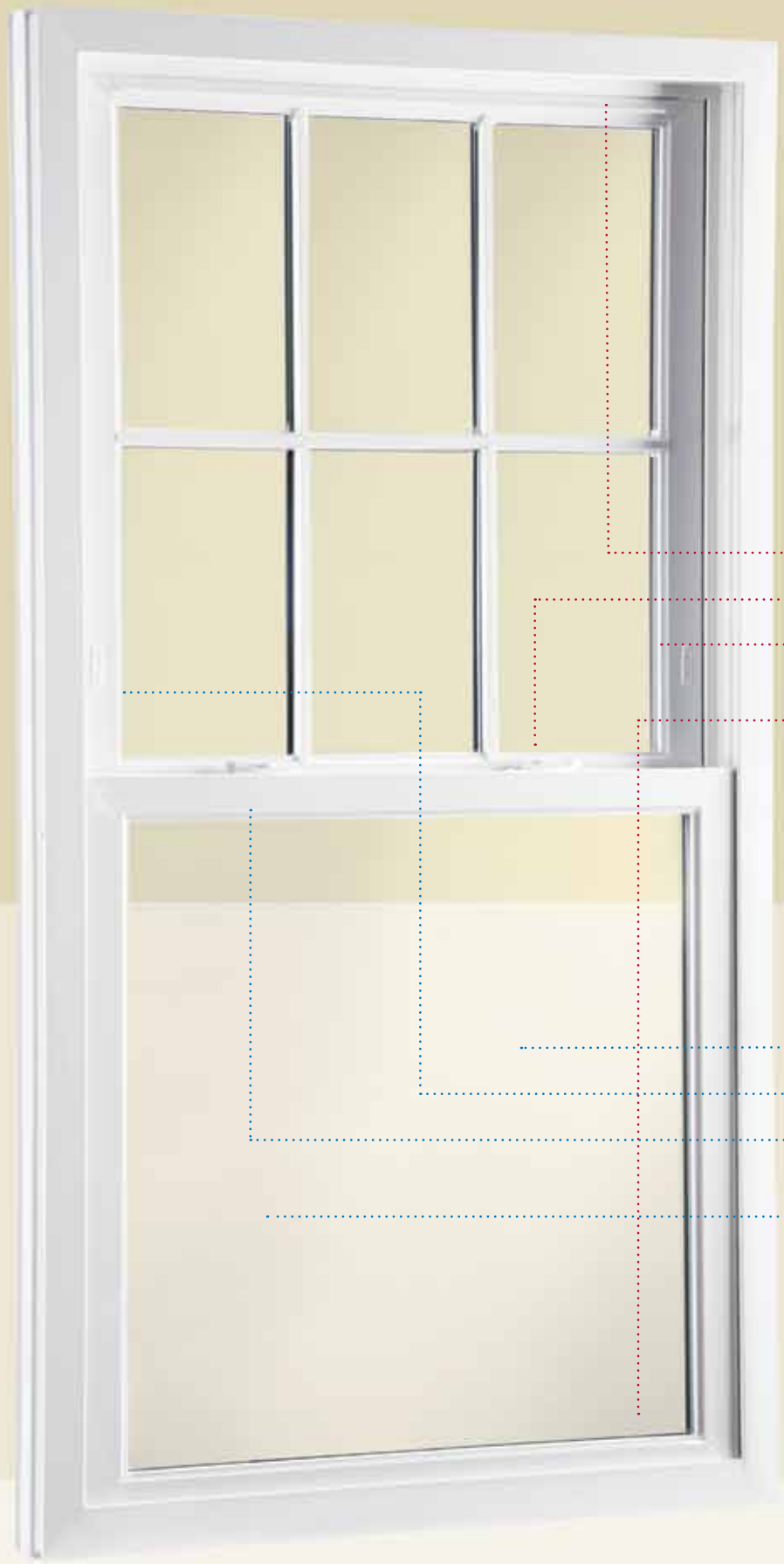
Introducing Tribute from Harvey.

You want a great looking window that reflects all the care, style and pride you put into your home. You also want a window designed to fit your needs. Only Harvey Building Products, with a 50 year heritage of crafting high quality, innovative windows for the Northeast, could bring you a vinyl window that gives you both – Tribute: superior engineering and stunning good looks.

The Tribute window incorporates all the valuable qualities of Harvey vinyl windows and adds enhancements like standard ENERGY STAR glazing for outstanding thermal performance, a revolutionary dual-acting lock/tilt latch for increased convenience, and an easy-cleaning glass system that makes it virtually maintenance free. For the ultimate in energy efficiency, add our optional High Performance Package with triple glazing.

Tribute








Anatomy of Tribute

Available for replacement or new construction applications

Streamlined appearance

- Standard integral handle on top sash
- Attractive, low profile locks
- Contoured sash and glazing bead provide a sleek, sophisticated design that emulates the traditional lines of a well-crafted wood window
- Streamlined bottom sash with optional integral or applied lift handles in white at no extra charge
- Available with BetterGrain premium woodgrain finish
- All Tribute double hung windows include Harvey Virtually Invisible Enhanced Window Screen (VIEWS) half screen



Outstanding performance

- All Tribute double hung windows are GreenSeal certified
- Standard ENERGY STAR® glazing
- Anti-theft ventilation limit latches for security while ventilating
- Dual action low profile sash lock with integrated tilt/wash feature eliminates the need for separate tilt latches
- PPG's SunClean™ easy-cleaning glass coating uses UV rays to slowly break down and loosen organic dirt on glass surface, making rinsing more efficient with minimal spotting and streaking
- Tribute glazing is available on most accessory windows and patio doors



High Performance Package (optional):

- R5 Window
- Triple glazing incorporates three panes of glass sealed with the Warm-Edge Intercept glass spacer system by PPG for added performance and durability. Two panes of glass utilize Low-E coating, and both airspaces contain Krypton gas for superior energy efficiency.
- Closed cell polyethylene foam parts (foam-filled chambers) increase the insulating value of your window frame and sashes:
 - Increased energy savings
 - Reduced sound transmission
 - Maximum thermal performance
 - Environmentally safe



Thermal Performance Data — Tribute Double Hung

Glazing	U-Factor	R-Value	SHGC	Visible Light Transmittance
Standard ENERGY STAR	0.30	3.33	0.25	0.45
High Performance Package	0.20	5.0	0.21	0.36

U-factor measures the rate of non-solar heat transfer from one side of the window to the other. Heat transfer implies both heat loss out of a living space during cold weather and non-solar heat gain during hot summer months. The lower the U-factor, the better the performance.

R-value measures the resistance of a glazing material or fenestration assembly to heat flow. A high R-value window has a greater resistance to heat flow and a higher insulating value than one with a low R-value.

Solar Heat Gain Coefficient (SHGC) measures how well a product blocks heat from the sun. The lower the SHGC, the better a product is at blocking unwanted heat gain.

Visible Transmittance (VT) measures how much light comes through a product. The higher the VT, the more light that comes through.

ENERGY STAR Package This package includes everything that is needed for a product to meet ENERGY STAR requirements. Glazing, gas, glass thickness, etc. will vary by window and usually includes Low-E coating and Argon gas. This glazing package does qualify for ENERGY STAR.


High Performance Package This package is available on our premium Tribute windows as well as select accessory windows with Tribute glazing. It incorporates triple glazing and Krypton gas for maximum energy efficiency. This glazing package exceeds ENERGY STAR requirements.

design options




grids

Contoured GBG (Grids Between Glass)



Color-matched grids are positioned between the two pieces of glass, allowing for easy cleaning.

Simulated Divided Lites (SDL)



For an even more dramatic and upscale look, choose the SDL grid system. SDL utilizes a pewter in-glass grid with vinyl grids applied on both the interior and exterior.

locks & lifts

The Tribute features a low profile sash lock to complement its sleek design. For added convenience when operating the window, optional integral or applied white lift handles are available on the lower sash at no extra charge.



Low-profile Sash Lock (standard white)



Integral Lift Handle (white only)



Applied Lift Handle (shown in Brasstone)



Brasstone



Brushed Nickel



Oil-Rubbed Bronze

Optional finishes for locks and applied lift handles

interior trim

Harvey interior trim kits provide quality workmanship and a precision fit. Kits are available in six different popular profiles in either clear or pre-primed pine.



Colonial



Windsor

Note: Interior trim and exterior casing available for new construction styles only. Other trim and casing styles available. Ask your contractor for details.

exterior casing

To enhance the beauty of your Tribute window, Harvey also offers maintenance-free vinyl exterior casing for new construction applications. The factory-applied casing with fusion-welded corners eliminates the need for exterior caulking and produces a clean, upscale look.



3" flat with sill nose



908 with sill nose

exterior colors

White interior with 27 exterior color options*



Painted or BetterGrain interiors will not have limit latches.

*Note: Information subject to change.

About Harvey Building Products

Harvey has built a solid reputation as a leading manufacturer and distributor of quality building products. A family-owned and operated business with 50 years' experience, Harvey Building Products is known for outstanding craftsmanship and superior service as well as standing behind every product we make. In addition to manufacturing durable, attractive windows, doors and patio rooms, Harvey distributes a full line of highly respected building products to professional contractors and builders throughout the Northeast.

We understand what it takes to be part of your home.™



Harvey Building Products
1400 Main Street
Waltham, MA 02451-1623 USA
800-9HARVEY (800-942-7839)
harveybp.com



Information about Harvey Building Products and our products and services can be found at harveybp.com.

All representations of colors and/or finishes in this brochure are mechanically reproduced and may vary from the actual product.



12-010

