


THE COVE FISHING CLUB



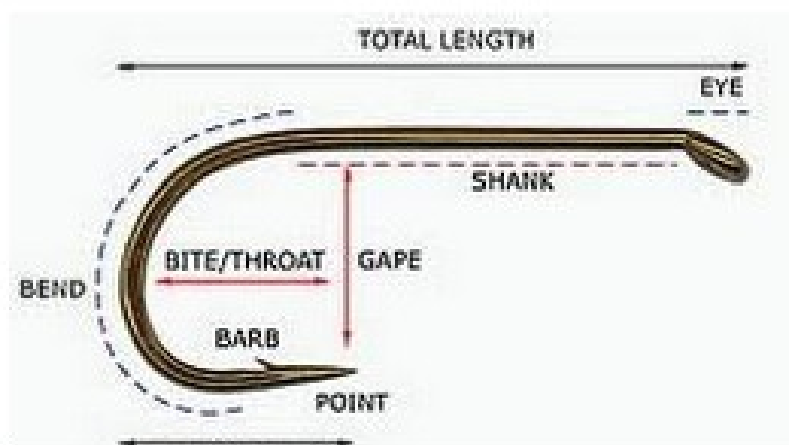

Hook choice can be as simple or complicated as you want to make it. Factors such as size, shape and weight of the bait, size of the target fish's mouth, strength of your line and reel drag and rod dynamics will all influence what is the best hook choice for each style of fishing. To make the decision simpler, start with the most important attribute of a hook: its sharpness. A hook point must be able to penetrate the fish's mouth and must also have the strength to hold its shape under pressure.

Finer gauge hooks achieve sharper points and are the most effective at securing a hook-up, but they're more susceptible to straightening under pressure and the hook point more easily damaged.

Thick gauge hooks are more suitable for bigger species with hook-bending jaw strength, but when using these an angler must keep in mind that several firm rod strikes may be necessary to ensure the hook-up is secure.

For fish that weigh less than five kilograms, choose the smallest hook which is still practical for the size of bait you're using-remember that you can catch a big fish on a small hook, but it's hard to catch a small fish on a big hook.

Smaller hooks allow for a and weighting of baits. More required for fish larger than accommodate the additional These same principles apply hooks such as trebles for point across your thumb. simple sharpness test you cast. If your hooks aren't fish.



LONG SHANK

This estuary stalwart is first choice for all and garfish anglers, and is just as useful for catching small baitfish with the smaller sizes. Flathead anglers also like the pattern in 1/0 and 2/0 sizes. It has a longer shank than standard hook patterns, which is ideal for worms, thin fish strips and peeled prawn. The shank length also makes it easier to grip when removing it from hooked fish which is great for kids and beginners.



GANGED

Ganged hooks comprise two by one hook running through the previous hook. This set-up creates a multi-point hook option that is great for rigging long/whole pilchard, yakka, slimy mackerel and squid baits for flathead, mackerel, snapper and a variety of reef fish.



O'SHAUGHNESSEY

This strong general-purpose hook pattern is popular with reef anglers who use the larger sizes with squid or big fish-strip baits. Estuary anglers prefer the smaller sizes for everyday bait fishing techniques and surf anglers targeting tailor like the extra shank length and in-line point.

YOUTUBE VIDEOS

For those who have access to the internet
some good sites:

How To Set Up A Fishing Pole - YouTube YouTube

[How to Set Up a Fishing Pole: 14 Steps \(with Pictures\) - wikiHow](https://www.wikihow.com/Set-Up-a-Fishing-Pole)

<https://www.wikihow.com/Set-Up-a-Fishing-Pole> ▼

★★★★★ Rating: 67% - 39 votes

How to Set Up a Fishing Pole. Fishing can be a complex sport depending or simple hobby depending on the individual. Regardless of how you like to fish, there ...

[Fishing How-To's — Love the Outdoors](http://lovetheoutdoors.com.au/fishing-how-to/)

lovetheoutdoors.com.au/fishing-how-to/ ▼

If you are using bait, tie a simple rig of a little hook and a small sinker to help the bait drop down to where the fish are. ... We are busy filming new videos that explain how to set up a fishing rod, how to tie a simple knot, fishing with bait and lures and where to go fishing.

[Fishing - NSW Department of Primary Industries - NSW Government](https://www.dpi.nsw.gov.au/fishing)

<https://www.dpi.nsw.gov.au/fishing> ▼

Fishing closures, restrictions and permits ... Ministerial Fisheries Advisory Council · Commercial Fishing NSW Advisory Council · Aboriginal Fishing Advisory ...

[Recreational fishing](#)

The NSW recreational fishing industry is extremely valuable to ...

[Fishing rules and regulations](#)

Fishing regulation, such as freshwater and saltwater bag ...

[Recreational fishing fee](#)

When fishing in NSW waters, both freshwater and saltwater, you ...

[More results from nsw.gov.au »](#)

[Commercial Fishing](#)

The NSW wild harvest commercial fishing industry is a dynamic ...

[Fishing closures, restrictions](#)

Local DPI NSW Fisheries Offices maintain a comprehensive list of ...

[Saltwater recreational fishing ...](#)

Summary. The NSW Recreational Saltwater Fishing Guide is ...

HOOKS

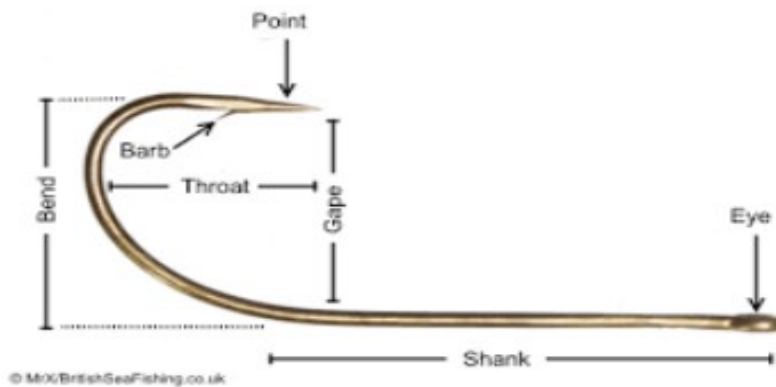
Treble



Octopus




Worm




**See over for explanation of
Hook Type**



1 2 3 4 5 6 7 8 9 10



11 12 13 14 15 16 17 18 19



20 21 22 23 24 25 26 27



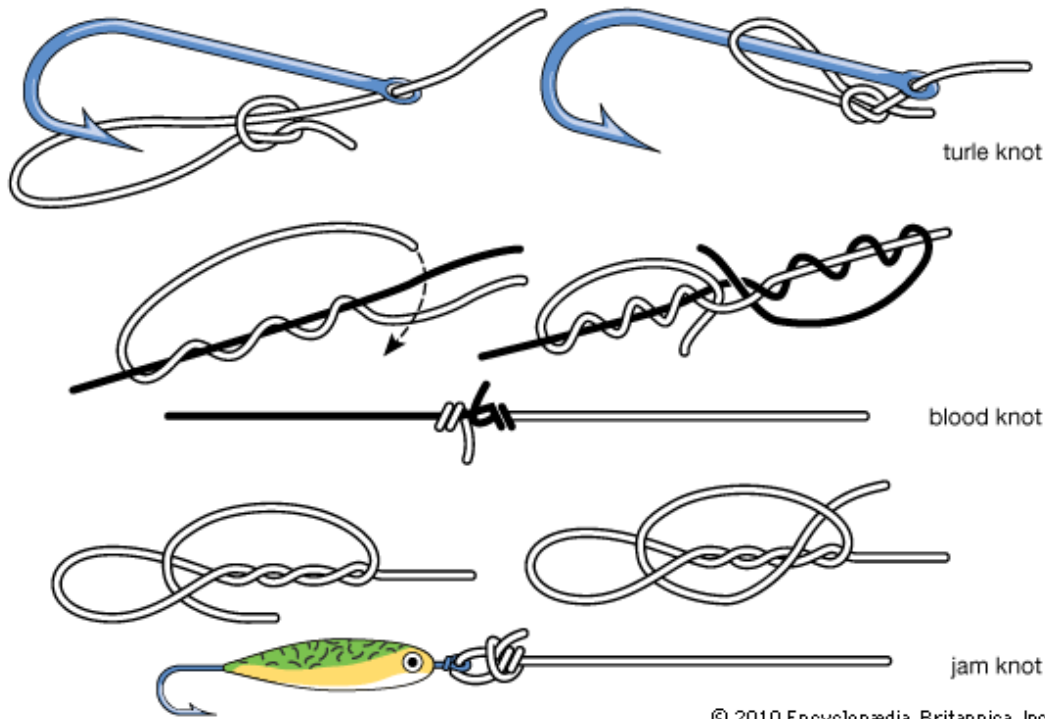
- | | | |
|---------------------------|----------------------------|--------------------------------|
| 1. Bait Hook | 10. Keel Fly Hook | 19. Weighted Offset Joint Hook |
| 2. Narrow Bait Hook | 11. Circle Hook | 20. Treble Hook |
| 3. Jig Hook | 12. Weighted Worm Hook. | 21. Weighted Treble Hook |
| 4. Wide Gap Hook | 13. Worm Hook | 22. Double Hook |
| 5. Weedless Wide Gap Hook | 14. Octopus Hook | 23. Double Hook |
| 6. Weedless Hook | 15. Sickle Hook | 24. Bullet Jighead |
| 7. J Hook | 16. Rounded Jighead | 25. Umbrella Jighead |
| 8. Aberdeen Hook | 17. Weedless Round Jighead | 26. Shakey Worm Jighead |
| 9. Siwash Hook | 18. Twist Shakey Jighead | 27. Jighead Hook |

KNOTS

5 Good Fishing Knots














Knots used in fishing



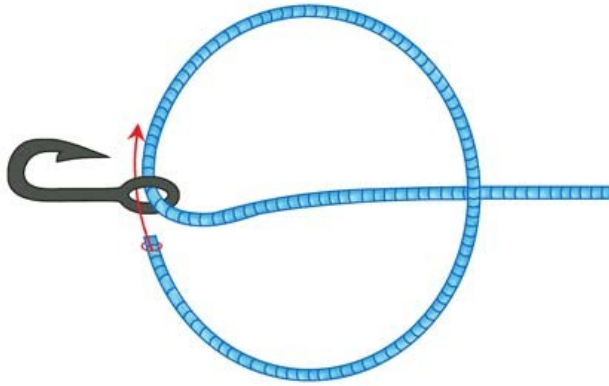
Improved Clinch Knot Instructions

- 1 Pass the working end through the eye of the hook
- 2 Wrap it 5 times round standing line
- 3 Pass it through the first loop
- 4 Pass it under the bigger loop just created
- 5 Tighten the knot by pulling on both ends

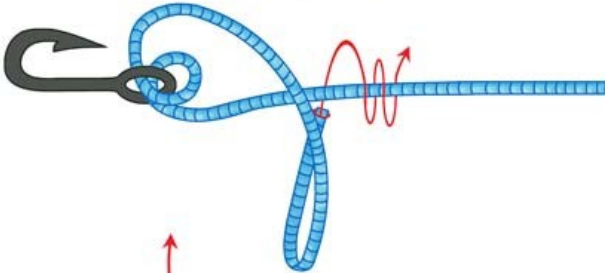
101KNOTS

Join Two Lines Together	Make a Loop in a Line	Attach a Hook, Fly or Lure to a Line
ALBRIGHT SPECIAL 	SURGEONS END LOOP 	PALOMAR KNOT 
BLOOD KNOT 	NON-SLIP LOOP KNOT 	IMPROVED CLINCH KNOT 
DOUBLE UNI KNOT 	DROPPER LOOP 	UNI KNOT 
SURGEONS KNOT 	PERFECTION LOOP 	

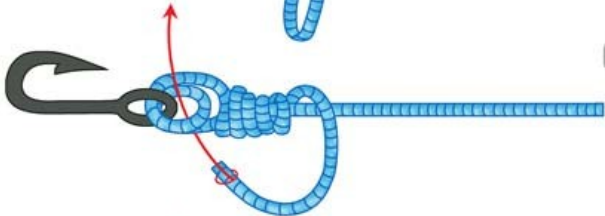
Trilene Knot Instructions



- 1 Pass the working end twice through the eye of the hook



- 2 Turn it round the standing part 4 times



- 3 At the 5th turn, pass it through the double loop at the hook

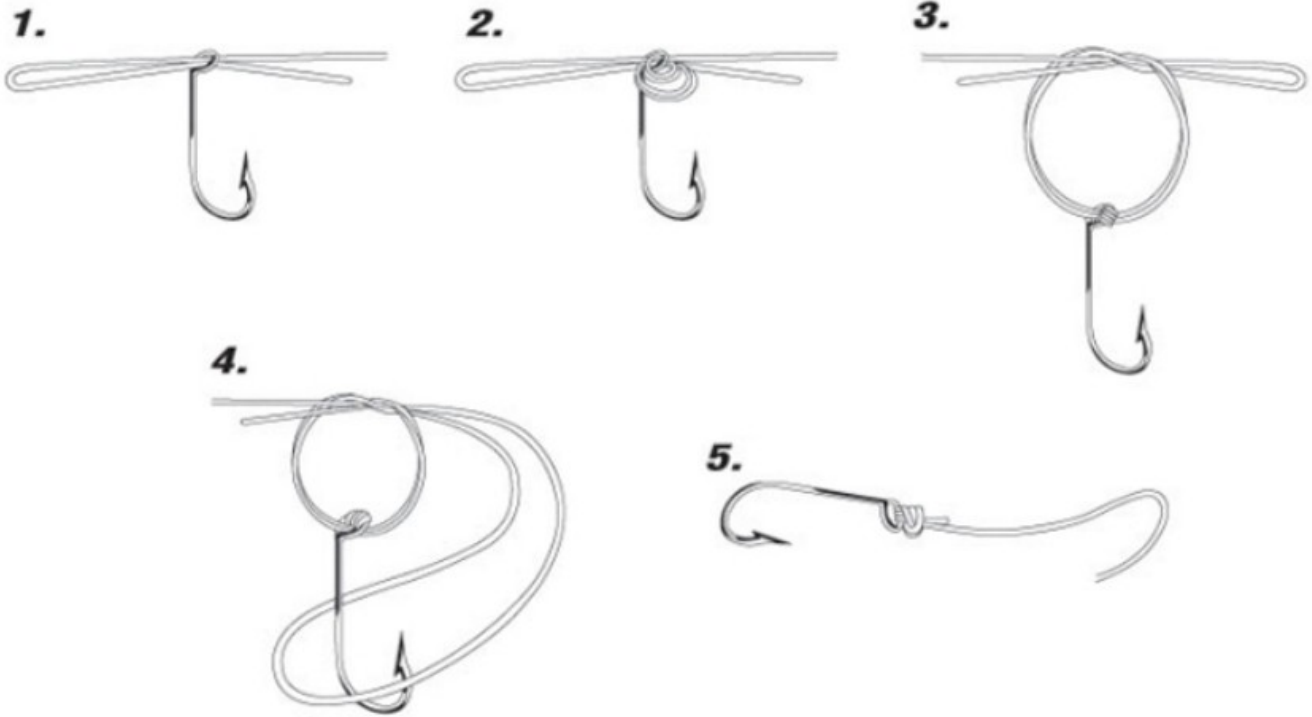


- 4 Tighten and cut off excess tag end, if any

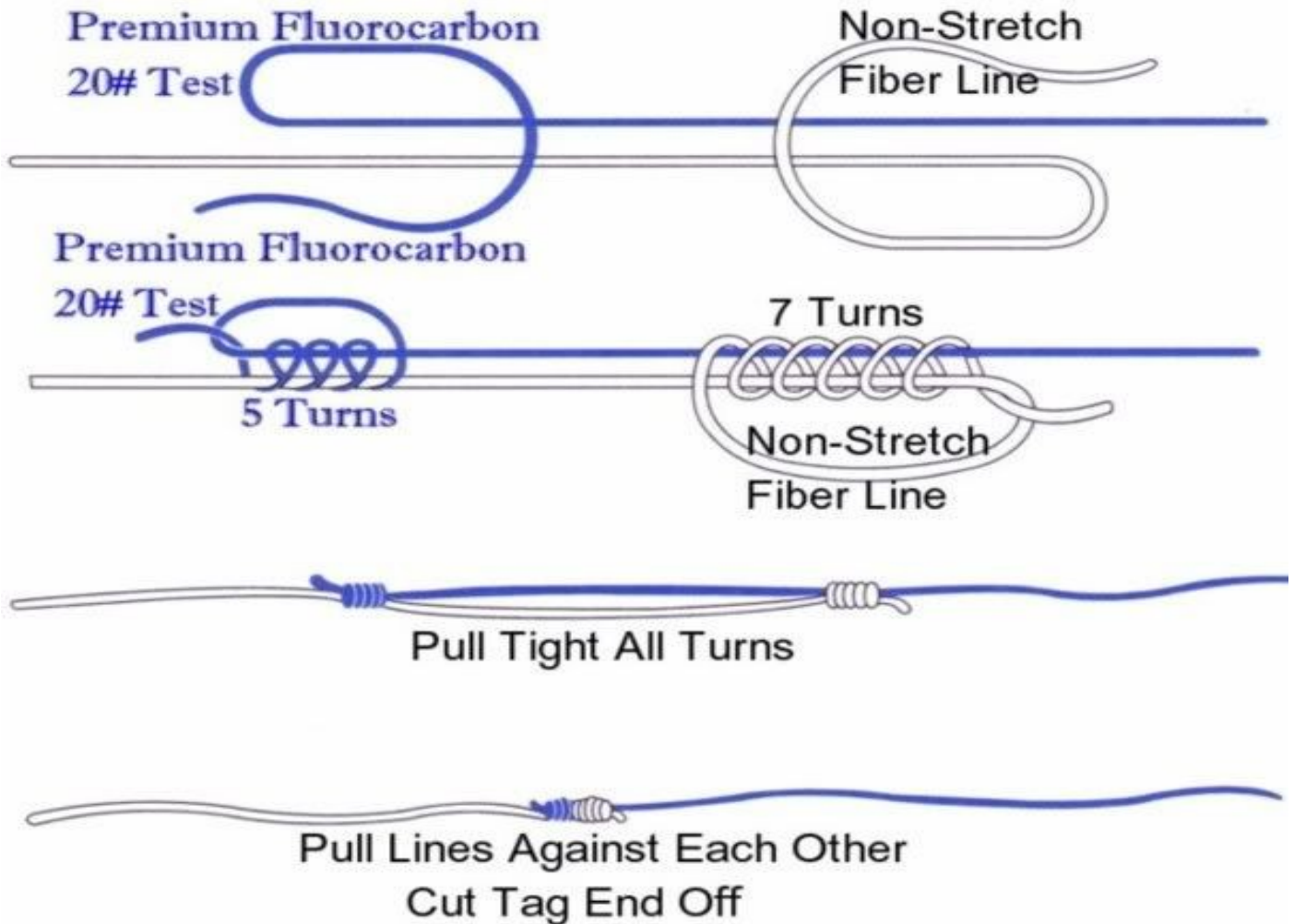
101KNOTS



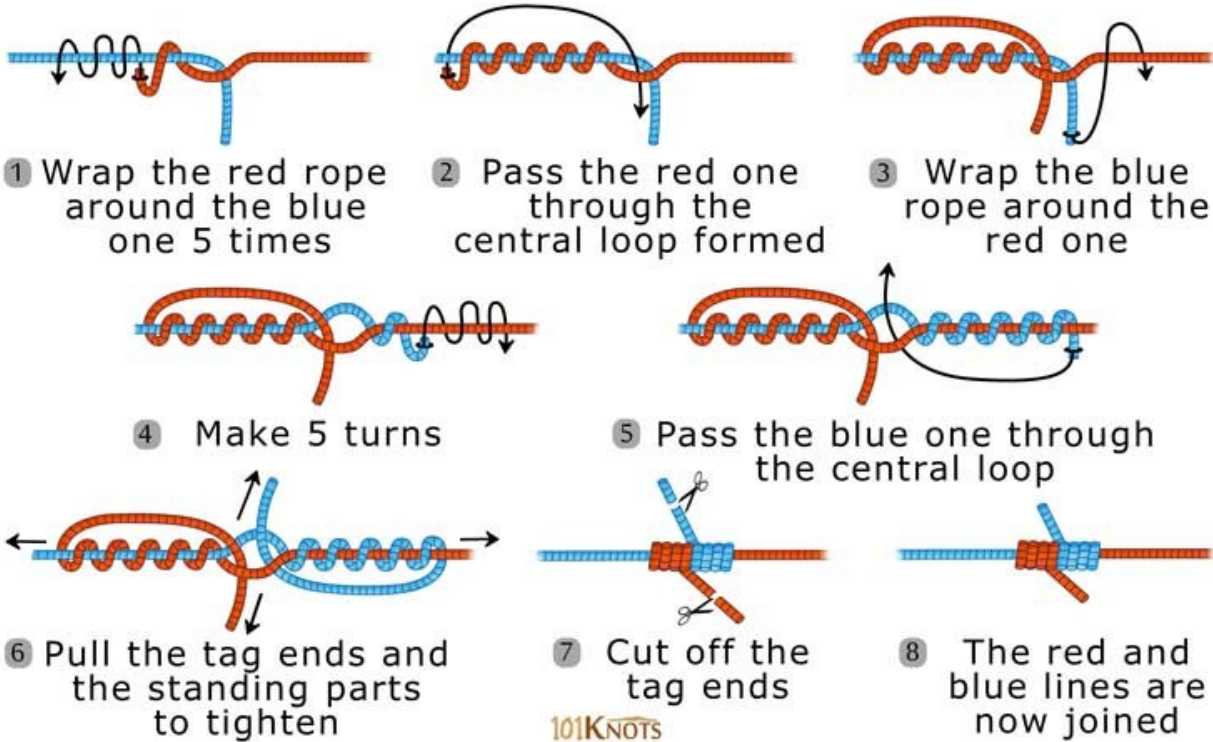
1/16oz 1/8oz 1/4oz 3/8oz 1/2oz 3/4oz 1oz



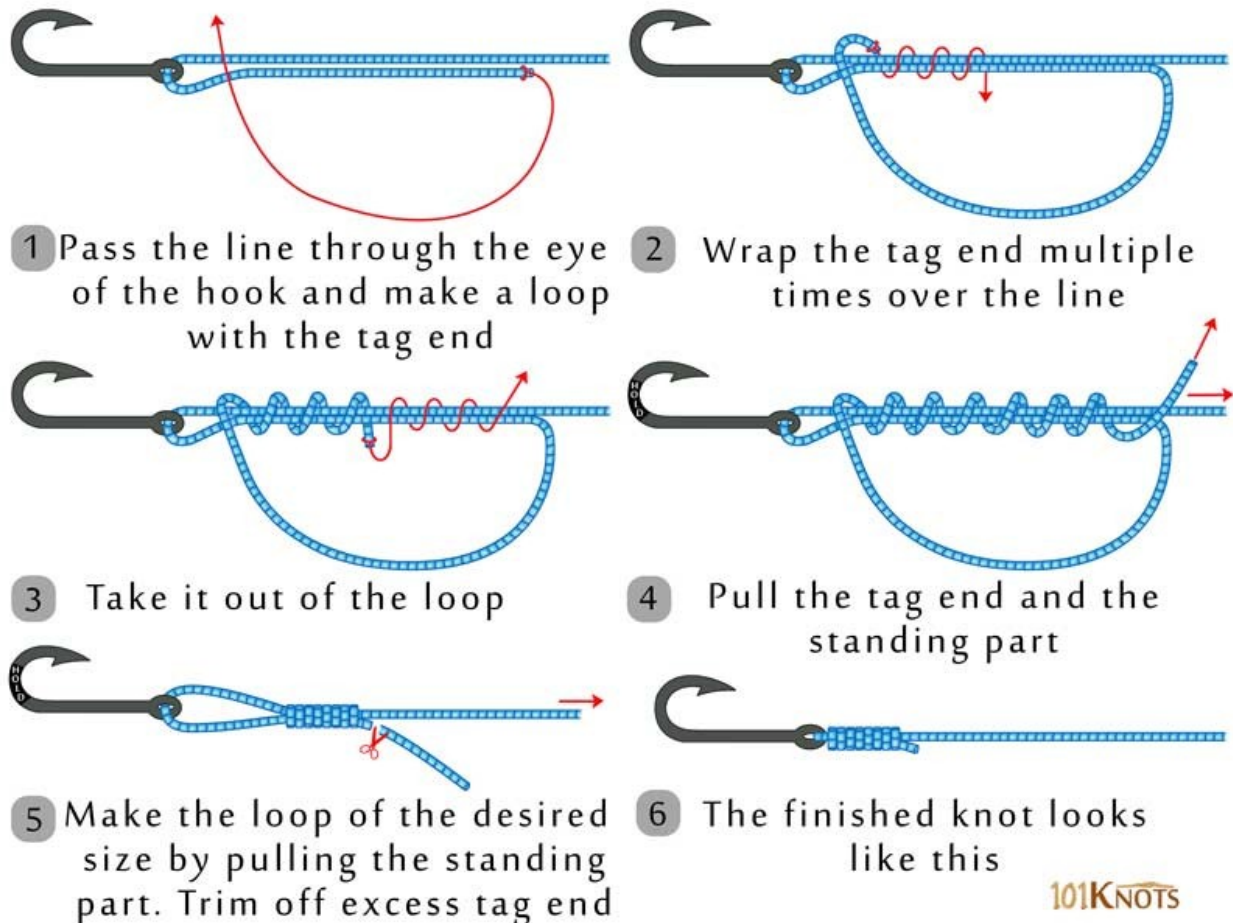
Double Uni Knot



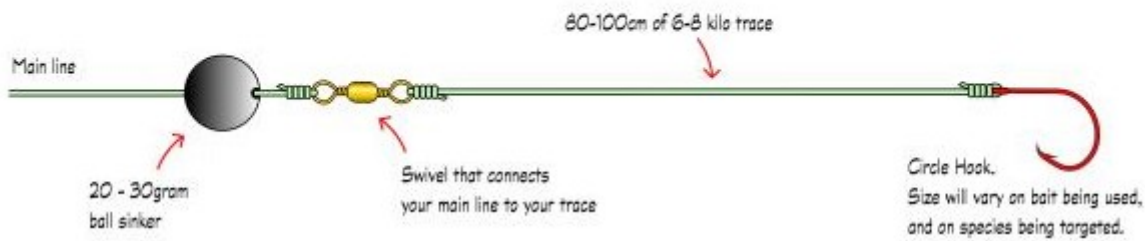
Blood Knot Directions



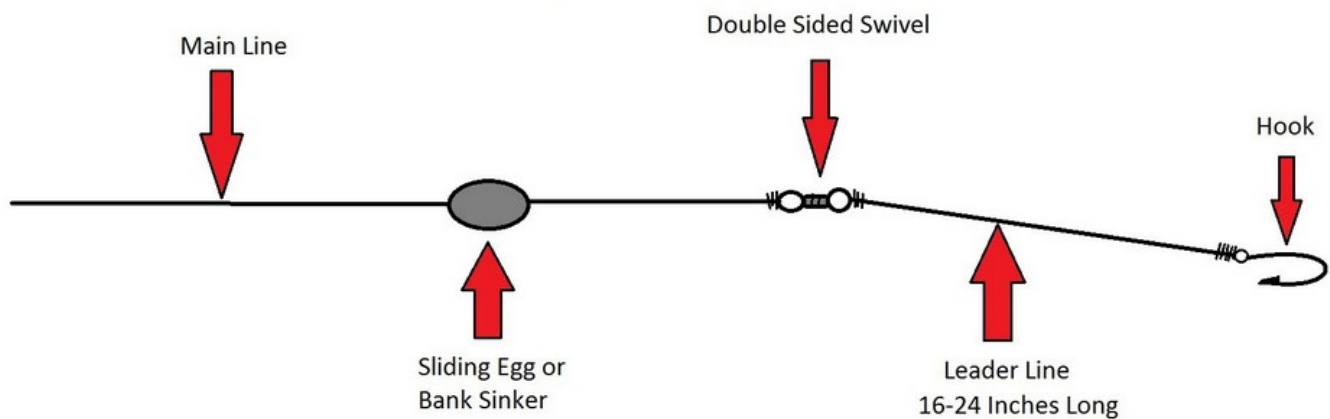
Uni Knot Step By Step



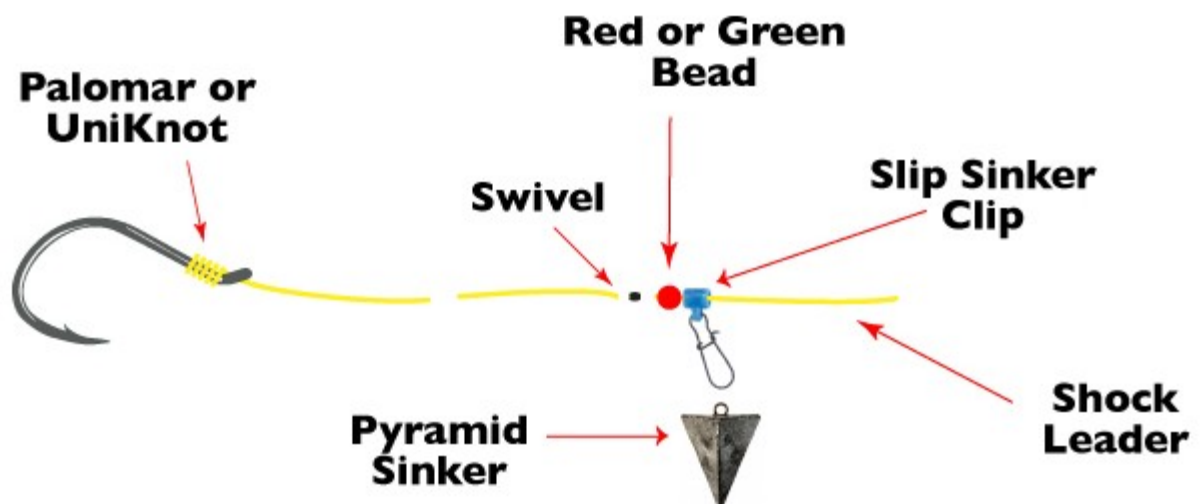
Running Sinker Rig



Basic Bottom Line Setup



Rigging for Surf Fishing



Carolina Rig

About 12" to 18" of line
between hook and swivel

