

# Revo=Tile™

REAL BEAUTY. REAL PORCELAIN. REAL FAST.

BY  daltile

## REVOLUTIONARY

NEW PORCELAIN TILE INSTALLS

# OVER 2X FASTER\*

WITH **CLIC=FIT™** Technology

## INSTALL IN 3 EASY STEPS...

### 1 PREP

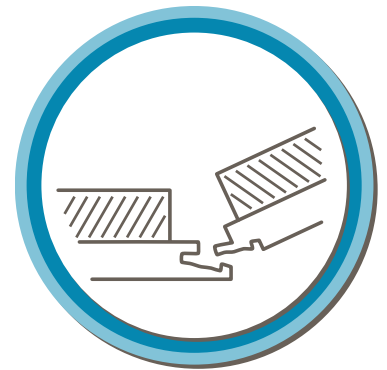
PLACE UNDERLAYMENT  
**NO MORTAR** REQUIRED

### 2 CLICK

**CLICK TILES** TOGETHER

### 3 GROUT

**GROUT IMMEDIATELY,**  
NO WAIT TIME



FEATURING  
**CLIC=FIT™**  
Technology

## LOVE

 BEAUTY OF **REAL** PORCELAIN TILE  
UNMATCHED **DURABILITY**

- **NO ACCLIMATION** REQUIRED
- **NO MORTAR, NO MESS**
- JUST **CLICK** TILE TOGETHER
- INSTALL & GROUT THE **SAME DAY** – NO RETURN TRIP
- **EASY TO REMOVE** FOR REPAIR
- **INSTALLS OVER** MANY EXISTING FLOORING SURFACES
- SIMPLE TEAR-OUT TO **UPDATE**
- PERFECT FOR SECOND STORY FLOORS – **REDUCED SOUND TRANSMISSION**
- **CONSISTENT** ALIGNMENT & NO LIPPAGE



SLIP RESISTANT



WATERPROOF



STAINPROOF



DENTPROOF



SCRATCH-RESISTANT



FIRE-RESISTANT



SIMPLICLEAN™

Visit the Why Tile page at [www.daltile.com](http://www.daltile.com) for a complete list of qualifications and exclusions.

\*When compared to installing 300 sq ft., 6 x 24 porcelain tile with a three-man crew using typical trade installation practices and tools, and a 3-hour rapid dry mortar cure.

## WOOD LOOK

6 x 24 CLICK FLOOR TILE



ANTIQUITY WHITE  
RV75



MISSION ELM  
RV73



GOLDENHURST  
RV71



SPICED WALNUT  
RV72



PERSPECTIVE GREY  
RV70



TOASTED BROWN  
RV74

## STONE LOOK

12 x 24 CLICK FLOOR TILE



TOWER WHITE  
RV60



HEARTHSTONE  
RV62



BRUSHED GREY  
RV64



SAND DOLLAR  
RV63



GRAPHITE  
RV61



CARRARA WHITE  
RV50

## MARBLE LOOK

12 x 24 CLICK FLOOR TILE

# REAL TILE. REALLY EASY TO INSTALL.

Take out the guesswork with these approved accessories!

- 1 RAPIDPREP™ UNDERLAYMENT<sup>+</sup>**  
THE PERFECT SUPPORT FOR YOUR FLOOR.
- 2 CLIC-FIT™ INSTALL KIT**  
ALL THE TOOLS YOU NEED TO CLICK YOUR TILE TOGETHER.
- 3 RAPIDGROUT™<sup>+</sup>**  
A FLEXIBLE, SINGLE-COMPONENT GROUT DESIGNED FOR TILE WITH CLICFIT TECHNOLOGY.

<sup>+</sup> REQUIRED FOR INSTALLATION TO COMPLY WITH WARRANTY.



Photo features RevoTile™ Perspective Grey 6 x 24 on the floor.

## RAPIDGROUT® SELECTIONS:



ULTRA  
WHITE D152



DOVETAIL  
D196



METROPOLITAN  
D195



COASTAL  
GRAY D160



HIGHLAND  
PEARL D145



WHISPER  
BEIGE D189



SAND DUNE  
D197



BRIARWOOD  
D199



PEWTER  
BROWN D283





GREY MIST  
D198

\* We do our best to accurately portray our grout colors in print. However, due to limitations in printing, the colors shown here are close approximations to the real grout colors. We advise making final color decisions based off of actual grout.



## SIZES

			Grout Joint	Thickness	Sq. Ft./ Carton	Pieces/ Carton
	6 x 24 Floor Tile▼	(6-1/8" x 23-7/8") (15.66 cm x 60.60 cm)	3/16"	7/16"	10.20	10
	12 x 24 Floor Tile*	(11-3/4" x 23-1/2") (29.86 cm x 59.74 cm)	1/8"	1/2"	9.60	5

▼ Wood Look | \* Marble & Stone Look

## APPLICATIONS

	Target DCOF wet	Suitable
Dry & Level – Interior Floor	N/A	✓
Wet & Level – Interior Floor	≥ 0.42	✓
Shower Floors (Residential or Light Commercial)	≥ 0.42	
Exterior Floor Applications (including pool decking & other wet areas with minimal footwear)	≥ 0.60	
Ramps & Inclines	≥ 0.65	
Walls/Backsplashes	N/A	
Countertops	N/A	
Pool Linings	N/A	

A DCOF value of ≥0.42 is the standard for tiles specified for level interior spaces expected to be walked upon when wet, as stated in ANSI A1371-A326.3. For more information about DCOF and the DCOF AcuTest™, visit [daltile.com/DCOF](http://daltile.com/DCOF).

## ACCESSORIES

For best results and warranty compliance, use of approved underlayment and grout are required. Available wherever RevoTile is sold. See installation instructions for more information.



For warranty details, visit [daltile.com](http://daltile.com).

## INSTALLATION

Pattern Recommendation\*      Shade Variation

Floor 6 x 24: 33% Offset / 50% Offset



Floor 12 x 24: 33% Offset / 50% Offset



\* Straight grid installation is not approved for RevoTile.

## PERFORMANCE CHARACTERISTICS

	ASTM#	Result
Water Absorption	C373	< 0.5%
Breaking Strength	C648	> 475 lbs
Scratch Hardness	MOHS	8.0
Chemical Resistance	C650	Resistant
Surface Wear Classification		4▲

RevoTile features greater breaking strength and impact resistance than conventional porcelain tile.

For additional information on test results, visit us at: [daltile.com/information/TestResults](http://daltile.com/information/TestResults).

▲ (RV70, RV71, RV72, RV73, RV74 are 3)

## NOTES

Since there are variations in all fired ceramic and natural products, tile and trim supplied for your particular installation may not match samples. Final confirmation should be made from actual tiles and trim prior to installation. Manufactured in accordance with ANSI A1371 standards.

Not for use on ramps. Water, oil, grease, improper drainage and certain footwear can create slippery conditions. Floor applications expected to be exposed to these conditions require extra caution in product selection.

For additional information refer to "Factors to Consider" at: [daltile.com/Factors](http://daltile.com/Factors).

Special consideration needs to be given when installing tiles greater than 15 inches. Please refer to [daltile.com/LargeTiles](http://daltile.com/LargeTiles) for more information.

For more information, visit [daltile.com](http://daltile.com).



All or select items within this series meet the requirements for these qualifications. For more information, visit [daltile.com](http://daltile.com).

\* Tile component only

\*\* 12 x 24 size only

\*\*\* Made in the USA with imported material.