


MOTION II



MOTION II
with **MOTION METAL**



INTERLAM

SURFACES REDEFINED

www.interlam-design.com



1 Inch Weave

NA*, BPA, NC, NM, NRO, NS,
NW, RB, RG, RM, RW, RAW



2 Inch Weave

NA, BPA, NC, NM, NRO*, NS,
NW, RB, RG, RM, RW, RAW



Brix

NA, BPA, NC*, NM, NRO, NS,
NW, RB, RG, RM, RW, RAW



Cat's Eye - Large

RB*, RG, RW, RAW



Diamant

AO, SO*, KP, WP



Diamond - Large

NW, RB, RG, RM, RW*, RAW



Diamond - Small

NW*, RB, RG, RM, RW, RAW



Fossil

NA, BPA, NC, NM, NRO, NS*,
NW, RB, RG, RM, RW, RAW



Shuriken

RB, RG*, RW, RAW



Shutter

NA, BPA, NC, NM, NRO, NS,
NW, RB, RG, RM*, RW, RAW



Spalt

NA, NC*, NM, WP



Staggered Brix - LG

NA, BPA, NC, NM, NRO, NS,
NW, RB, RG, RM, RW, RAW*



INTERLAM
SURFACES REDEFINED

* = currently shown

* Pattern and size info found at www.interlam-design.com.

* Images may not be a true representation of actual pattern size or color.
Call for a physical sample.

* Patterns in this booklet are enlarged to show detail.



Cat's Eye - Small
RB, RG*, RW, RAW



Ceramica - Large
RB, RG, RW*, RAW



Ceramica - Small
RB, RG, RW, RAW*



Deep Surf - Hor/Vert
NA*, BPA, NC, NM, NRO, NS,
NW, RB, RG, RM, RW, RAW



Leopard
NA, BPA, NC, NM, NRO*, NS,
NW, RB, RG, RM, RW, RAW



Medula
NRO, NW, RB, RG, RM*, RW, RAW



Mounds
RB, RG*, RW, RAW



Prairie - Hor/Vert
NM, NRO, NW, RB, RG, RM, RW*, RAW



Staggered Brix - SM
NA, BPA, NC, NM, NRO, NS,
NW, RB*, RG, RM, RW, RAW



Stax
NA, BPA, NC, NM, NRO, NS,
NW, RB, RG, RM, RW, RAW, CS*



Viper
RB, RG, RM, RW, RAW, AC*



Wave - Hor/Vert
NA, BPA, NC*, NM, NRO, NS,
NW, RB, RG, RM, RW, RAW

VENEERS: NA - Natural Ash. BPA - Black Painted Ash. NC - Natural Cherry. NM - Natural Maple.
NRO - Natural Red Oak. NS - Natural Sapele. NW - Natural Walnut. CS - Customer Specified.
RB - Recon Black. RG - Recon Gray. RM - Recon Maple. RW - Recon Wenge. KP - Knotty Pine.
AO - Antiqued Oak. SO - Smoked Oak. WP - White Paintable. AC - Antiqued Copper
RAW - Raw MDF/Paintable.





MOTION II

Motion II will create sensational surfaces that provide a wide variety of panels and components for the Furniture, Kitchen and Bath, Hospitality, Healthcare and Retail Industries.

www.interlam-design.com




Ripple

NM, NRO, NW, RB, RG, RM, RW, RAW, CS*



Rough Sawn

NA, BPA, NC*, NRO, NM, NS, NW



Sedge - Hor/Vert

NA, BPA, NC, NM, NRO, NS, NW*, RB, RG, RM, RW, RAW



MOTION METAL

NEW PATTERNS

Visit www.interlam-design.com



Brix

Specular Clear*, Specular Copper, High and Low Gloss White



Cat's Eye

Specular Clear, Specular Copper, High and Low Gloss White*



Leopard

Specular Clear*, Specular Copper, High and Low Gloss White




2 Inch Weave

Specular Clear, Specular Copper, High and Low Gloss White*



Fossil

Specular Clear*, Specular Copper, High and Low Gloss White




1 Inch Weave

Specular Clear, Specular Copper*, High and Low Gloss White




Ripple

Specular Clear*, Specular Copper, High and Low Gloss White



Basket Weave

Specular Clear, Specular Copper*, High and Low Gloss White



INTERLAM

SURFACES REDEFINED

391 Hickory Street

Mount Airy, NC 27030

336-786-6254

www.interlam-design.com