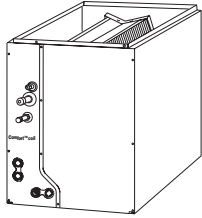


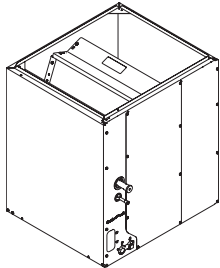
Split System – Cased Heat Pump and Cooling Coils



**4TXC
Comfort™ Coil**

Table COIL-1-A — Aluminum High Efficiency Staged System Cased Convertible Coils (Upflow/ Downflow/ Horizontal Left or Right) R-410A Refrigerant

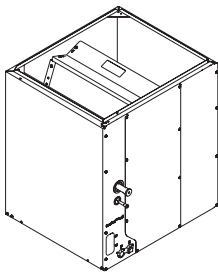
Model Number	Cooling Capacity Range (Tons)	Coil Type	Refrigerant Control	Outlet Dim. (in.) W/H x D	Overall Dim. (in.) H x W x D	Shipping Weight (lbs.)	Line Size OD Gas	Line Size OD Liq.
4TXCA002DS3HCA	1.5 - 2.0	A	TXVNB①	12 ³ / ₄ x 19 ³ / ₈	17.5 x 14.5 x 21.5	42	3/4	3/8
4TXCA032DS3HCA	1.5 - 3.0	A	TXVNB①	12 ³ / ₄ x 19 ³ / ₈	22.5 x 14.5 x 21.5	46	3/4	3/8
4TXCB003DS3HCA	1.5 - 3.0	A	TXVNB①	15 ³ / ₄ x 19 ³ / ₈	17.5 x 17.5 x 21.5	50	3/4	3/8
4TXCB004DS3HCA	2.0 - 3.5	A	TXVNB①	15 ³ / ₄ x 19 ³ / ₈	22.5 x 17.5 x 21.5	58	7/8	3/8
4TXCC005DS3HCA	2.0 - 4.0	A	TXVNB①	19 ¹ / ₄ x 19 ³ / ₈	22.5 x 21 x 21.5	60	7/8	3/8
4TXCB006DS3HCA	2.0 - 4.0	A	TXVNB①	15 ³ / ₄ x 19 ³ / ₈	26.9 x 17.5 x 21.5	65	7/8	3/8
4TXCC007DS3HCA	3.0 - 5.0	A	TXVNB①	19 ¹ / ₄ x 19 ³ / ₈	26.9 x 21 x 21.5	69	7/8	3/8
4TXCD008DS3HCA	3.0 - 5.0	A	TXVNB①	22 ³ / ₄ x 19 ³ / ₈	26.9 x 24.5 x 21.5	72	7/8	3/8
4TXCC009DS3HCA	3.5 - 5.0	A	TXVNB①	19 ¹ / ₄ x 19 ³ / ₈	30.7 x 21 x 21.5	78	7/8	3/8
4TXCD010DS3HCA	3.5 - 5.0	A	TXVNB①	22 ³ / ₄ x 19 ³ / ₈	30.7 x 24.5 x 21.5	81	7/8	3/8



**4PXC-U
Comfort™ Coil**

Table COIL-1-B — Aluminum High Efficiency Staged System Cased Upflow/Downflow Coils R-410A Refrigerant, Convertible to Horizontal Left or Horizontal Right with kit

Model Number	Cooling Capacity Range (Tons)	Coil Type	Refrigerant Control	Outlet Dim. (in.) W/H x D	Overall Dim. (in.) H x W x D	Shipping Weight (lbs.)	Line Size OD Gas	Line Size OD Liq.
4PXCAU24BS3HAA	1.5 - 2.0	A	TXVNB①	12 ³ / ₄ x 19 ³ / ₈	17.5 x 14.5 x 21.5	39	3/4	3/8
4PXCBU24BS3HAA	1.5 - 2.0	A	TXVNB①	15 ³ / ₄ x 19 ³ / ₈	17.5 x 17.5 x 21.5	42	3/4	3/8
4PXCAU32BS3HAA	1.5 - 3.0	A	TXVNB①	12 ³ / ₄ x 19 ³ / ₈	22.5 x 14.5 x 21.5	43	3/4	3/8
4PXCBU30BS3HAA	1.5 - 3.0	A	TXVNB①	15 ³ / ₄ x 19 ³ / ₈	17.5 x 17.5 x 21.5	47	3/4	3/8
4PXCCU30BS3HAA	1.5 - 3.0	A	TXVNB①	19 ¹ / ₄ x 19 ³ / ₈	17.5 x 21 x 21.5	49	3/4	3/8
4PXCBU36BS3HAA	2.0 - 3.5	A	TXVNB①	15 ³ / ₄ x 19 ³ / ₈	22.5 x 17.5 x 21.5	54	7/8	3/8
4PXCCU36BS3HAA	2.0 - 4.0	A	TXVNB①	19 ¹ / ₄ x 19 ³ / ₈	22.5 x 21 x 21.5	56	7/8	3/8
4PXCBU42BS3HAA	2.0 - 3.5	A	TXVNB①	15 ³ / ₄ x 19 ³ / ₈	26.9 x 17.5 x 21.5	61	7/8	3/8
4PXCCU42BS3HAA	2.5 - 3.5	A	TXVNB①	19 ¹ / ₄ x 19 ³ / ₈	26.9 x 21 x 21.5	64	7/8	3/8
4PXCBU48BS3HAA	2.0 - 4.0	A	TXVNB①	15 ³ / ₄ x 19 ³ / ₈	26.9 x 17.5 x 21.5	61	7/8	3/8
4PXCCU48BS3HAA	3.0 - 5.0	A	TXVNB①	19 ¹ / ₄ x 19 ³ / ₈	26.9 x 21 x 21.5	64	7/8	3/8
4PXCDU48BS3HAA	3.0 - 5.0	A	TXVNB①	22 ³ / ₄ x 19 ³ / ₈	26.9 x 24.5 x 21.5	68	7/8	3/8
4PXCCU60BS3HAA	3.5 - 5.0	A	TXVNB①	19 ¹ / ₄ x 19 ³ / ₈	30.7 x 21 x 21.5	73	7/8	3/8
4PXCDU60BS3HAA	3.5 - 5.0	A	TXVNB①	22 ³ / ₄ x 19 ³ / ₈	30.7 x 24.5 x 21.5	77	7/8	3/8



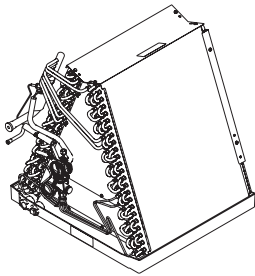
**4PXC-D
Comfort™ Coil**

Table COIL-1-C — Aluminum High Efficiency Staged System Cased Downflow Coils R-410A Refrigerant, Convertible to Horizontal Right with kit

Model Number	Cooling Capacity Range (Tons)	Coil Type	Refrigerant Control	Outlet Dim. (in.) W/H x D	Overall Dim. (in.) H x W x D	Shipping Weight (lbs.)	Line Size OD Gas	Line Size OD Liq.
4PXCBD30BS3HDA	1.5 - 3.0	A	TXVNB①	15 ³ / ₄ x 19 ³ / ₈	17.5 x 17.5 x 21.5	47	3/4	3/8
4PXCBD36BS3HDA	2.0 - 3.5	A	TXVNB①	15 ³ / ₄ x 19 ³ / ₈	22.5 x 17.5 x 21.5	54	7/8	3/8
4PXCBD42BS3HDA	2.0 - 3.5	A	TXVNB①	15 ³ / ₄ x 19 ³ / ₈	26.9 x 17.5 x 21.5	61	7/8	3/8
4PXCCD42BS3HDA	2.5 - 3.5	A	TXVNB①	19 ¹ / ₄ x 19 ³ / ₈	26.9 x 21 x 21.5	64	7/8	3/8
4PXCCD60BS3HDA	3.5 - 5.0	A	TXVNB①	19 ¹ / ₄ x 19 ³ / ₈	30.7 x 21 x 21.5	73	7/8	3/8
4PXCCD60BS3HDA	3.5 - 5.0	A	TXVNB①	22 ³ / ₄ x 19 ³ / ₈	30.7 x 24.5 x 21.5	77	7/8	3/8
4PXCAD24BS3HDA	1.5 - 2.0	A	TXVNB①	12 ³ / ₄ x 19 ³ / ₈	17.5 x 14.5 x 21.5	39	3/4	3/8
4PXCBD24BS3HDA	1.5 - 2.0	A	TXVNB①	15 ³ / ₄ x 19 ³ / ₈	17.5 x 17.5 x 21.5	42	3/4	3/8
4PXCCD30BS3HDA	1.5 - 3.0	A	TXVNB①	19 ¹ / ₄ x 19 ³ / ₈	17.5 x 21 x 21.5	49	3/4	3/8
4PXCCD36BS3HDA	2.0 - 4.0	A	TXVNB①	19 ¹ / ₄ x 19 ³ / ₈	22.5 x 21 x 21.5	56	7/8	3/8
4PXCBD48BS3HDA	2.0 - 4.0	A	TXVNB①	15 ³ / ₄ x 19 ³ / ₈	26.9 x 17.5 x 21.5	61	7/8	3/8
4PXCCD48BS3HDA	3.0 - 5.0	A	TXVNB①	19 ¹ / ₄ x 19 ³ / ₈	26.9 x 21 x 21.5	64	7/8	3/8
4PXCCD48BS3HDA	3.0 - 5.0	A	TXVNB①	22 ³ / ₄ x 19 ³ / ₈	26.9 x 24.5 x 21.5	68	7/8	3/8

① Start Kit may be required on outdoor unit.

Split System – Uncased Heat Pump and Cooling Coils



**4PXA
Comfort™ Coil**

Table COIL-2-A — Aluminum Uncased Upflow Coils R-410A Refrigerant

Model Number	Cooling Capacity Range (Tons)	Coil Type	Refrigerant Control	Overall Dim. (in.) H x W x D	Shipping Weight (lbs.)	Line Size	
						OD Gas	OD Liq.
4PXAAU24BS3HAA	1.5 - 2.0	A	TXVNB①	14.7 x 13.3 x 21.1	24	3/4	3/8
4PXABU24BS3HAA	1.5 - 2.0	A	TXVNB①	14.5 x 16.3 x 21.1	24	3/4	3/8
4PXABU30BS3HAA	1.5 - 3.0	A	TXVNB①	15.8 x 16.3 x 21.1	32	3/4	3/8
4PXACU30BS3HAA	1.5 - 3.0	A	TXVNB①	15.8 x 19.8 x 21.1	32	3/4	3/8
4PXABU36BS3HAA	2.0 - 3.5	A	TXVNB①	21.2 x 16.3 x 21.1	33	7/8	3/8
4PXACU36BS3HAA	2.0 - 4.0	A	TXVNB①	20.8 x 19.8 x 21.1	32	7/8	3/8
4PXABU42BS3HAA	2.0 - 3.5	A	TXVNB①	23.8 x 16.3 x 21.1	33	7/8	3/8
4PXACU42BS3HAA	2.5 - 3.5	A	TXVNB①	23.7 x 19.8 x 21.1	38	7/8	3/8
4PXABU48BS3HAA	2.0 - 4.0	A	TXVNB①	25.3 x 16.3 x 21.1	36	7/8	3/8
4PXACU48BS3HAA	3.0 - 5.0	A	TXVNB①	24.9 x 19.8 x 21.1	38	7/8	3/8
4PXADU48BS3HAA	3.0 - 5.0	A	TXVNB①	24.5 x 23.3 x 21.1	39	7/8	3/8
4PXACU60BS3HAA	3.5 - 5.0	A	TXVNB①	29.2 x 19.8 x 21.1	44	7/8	3/8
4PXADU60BS3HAA	3.5 - 5.0	A	TXVNB①	28.5 x 23.3 x 21.1	45	7/8	3/8

① Start Kit may be required on outdoor unit.

Table COIL-2-B — 13 SEER Split System - Uncased Coil Enclosures

Model Number	Coils	Used With Furnaces Flush on Both Sides	Dimensions (in.) H x W x D	Shipping Weight (lbs.)
BAYCLE14A1422A	PXAAU24BS	14½" Wide Furnace	22½ x 14½ x 21½	12
BAYCLE17A1722A	4PXABU24BS, 4PXABU30BS 4PXABU36BS, 4PXABU42BS 4PXABU48BS	17½" Wide Furnace	22 ⁵ / ₈ x 17½ x 21½	14
BAYCLE21A2130A	4PXACU30BS, 4PXACU36BS 4PXACU42BS, 4PXACU48BS 4PXACU60BS	21" Wide Furnace	30 x 21 x 21½	18
BAYCLE24A2430A	4PXADU48BS, 4PXADU60BS	24½" Wide Furnace	30 x 24½ x 21½	22

Table COIL-2-C - Kits for 4PXC and 4TXC Coils

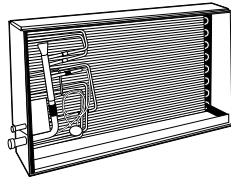
Horizontal Conversion Kit No.	Use with Coil Model Numbers
BAYCONV18A	4PXC**24-30
BAYCONV23A	4PXC**36
BAYCONV27A	4PXC**42-48
BAYCONV30A	4PXC**60
Optional Downflow Gasket Kit No.	Use with Coil Model Numbers
BAYGSKT001A0	4TXC, 4PXC

Table COIL-2-D - R-22 TXV Conversion TXV Kits for 4PXC, 4PXA, and 4TXC Coils

R-22 TXV Kit	Use with Coil Model Numbers	
2AYTXVH3H1836A	4PX**24-36	4TXC*002-005
2AYTXVH3H4248A	4PX**42-48	4TXC*006-008
2AYTXVH3H6060A	4PX**60	4TXC*009-010

Split System – Cased Heat Pump and Cooling Coils

Coils



4TXF

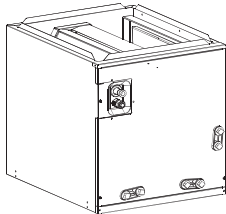
Table COIL-3-A — Aluminum Cased Horizontal Flat Coils R-410A Refrigerant

Model Number	Cooling Capacity Range (Tons)	Coil Type	Refrigerant Control	Outlet Dim. (in.) W/H x D	Overall Dim. (in.) H x W x D	Shipping Weight (lbs.)	Line Size OD Gas	Line Size OD Liq.
4TXFH033CC3HHB	1.5 - 3.0	Flat	TXVNB ^①	21 x 24	22.7 x 10.2 x 28.2	49	3/4	5/16
4TXFH041CC3HHB	2.0 - 3.5	Flat	TXVNB ^①	21 x 33 1/4	22.7 x 10.2 x 37.5	57	3/4	3/8
4TXFH054CC3HHB	3.0 - 5.0	Flat	TXVNB ^①	21 x 33 1/4	22.7 x 10.2 x 37.5	55	7/8	3/8
Variable Speed OD compatible models								
4TXFH024CZ3HHB	1.5 - 2.0	Flat	TXVNB ^①	21 x 33 1/4	22.7 x 10.2 x 37.5	48	5/8	3/8
4TXFH036CZ3HHB	2.0 - 3.5	Flat	TXVNB ^①	21 x 33 1/4	22.7 x 10.2 x 37.5	53	3/4	3/8
4TXFH064AZ3HHA	3.0 - 5.0	Flat	TXVNB ^①	27 x 33 1/4	28.6 x 10.2 x 37.5	63	7/8	3/8

^① Start Kit may be required on outdoor unit.

Split System – Cased Heat Pump and Cooling Coils

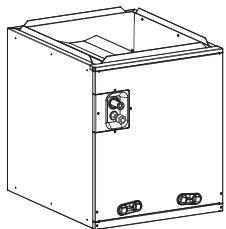
Table COIL-3-B — Aluminum Single Stage Cased Coil (Upflow/Downflow/Horizontal) R-410A Refrigerant



4MXC

Model Number	Cooling Capacity Range (Tons)	Coil Type	Refrigerant Control	Outlet Dim. (in.) W/H x D	Overall Dim. (in.) H x W x D	Shipping Weight (lbs.)	Line Size OD Gas	Line Size OD Liq.
4MXCA001AC6HCA	1.5 - 2.5	A	FCCV ^①	13 x 19	20 x 14.5 x 21	51	3/4	3/8
4MXCB002AC6HCA	1.5 - 2.5	A	FCCV ^①	16 x 19	20 x 17.5 x 21	55	3/4	3/8
4MXCA003AC6HCA	1.5 - 3.0	A	FCCV ^①	13 x 19	20 x 14.5 x 21	51	3/4	3/8
4MXCB004AC6HCA	1.5 - 3.0	A	FCCV ^①	16 x 19	20 x 17.5 x 21	55	3/4	3/8
4MXCC005AC6HCA	2.5 - 3.0	A	FCCV ^①	19 1/2 x 19	20 x 21 x 21	59	3/4	3/8
4MXCB006AC6HCA	3.0 - 4.0	A	FCCV ^①	16 x 19	26 x 17.5 x 21	66	7/8	3/8
4MXCC007AC6HCA	3.0 - 4.0	A	FCCV ^①	19 1/2 x 19	26 x 21 x 21	70	7/8	3/8
4MXCD008AC6HCA	3.5 - 4.0	A	FCCV ^①	23 x 19	26 x 24.5 x 21	74	7/8	3/8
4MXCC009AC6HCA	3.5 - 5.0	A	FCCV ^①	19 1/2 x 19	30 x 21 x 21	91	7/8	3/8
4MXCD010AC6HCA	3.5 - 5.0	A	FCCV ^①	23 x 19	30 x 24.5 x 21	95	7/8	3/8
4MXCB016AC6HCA ^②	3.0 - 4.0	A	FCCV ^①	16 x 19	30 x 17.5 x 21	82	7/8	3/8
4MXCC017AC6HCA ^②	3.0 - 4.0	A	FCCV ^①	19 1/2 x 19	30 x 21 x 21	88	7/8	3/8
4MXCD018AC6HCA ^②	3.5 - 4.0	A	FCCV ^①	23 x 19	30 x 24.5 x 21	92	7/8	3/8

Table COIL-3-C — Aluminum Single Stage Cased Coil (Upflow/Downflow) R-410A Refrigerant



4GXC

Model Number	Cooling Capacity Range (Tons)	Coil Type	Refrigerant Control	Outlet Dim. (in.) W/H x D	Overall Dim. (in.) H x W x D	Shipping Weight (lbs.)	Line Size OD Gas	Line Size OD Liq.
4GXCA001AC6HUA	1.5 - 2.5	A	FCCV ^①	13 x 19	20 x 14.5 x 21	47	3/4	3/8
4GXCB002AC6HUA	1.5 - 2.5	A	FCCV ^①	16 x 19	20 x 17.5 x 21	50	3/4	3/8
4GXCA003AC6HUA	1.5 - 3.0	A	FCCV ^①	13 x 19	20 x 14.5 x 21	47	3/4	3/8
4GXCB004AC6HUA	1.5 - 3.0	A	FCCV ^①	16 x 19	20 x 17.5 x 21	50	3/4	3/8
4GXCC005AC6HUA	2.5 - 3.0	A	FCCV ^①	19 1/2 x 19	20 x 21 x 21	55	3/4	3/8
4GXCB006AC6HUA	3.0 - 4.0	A	FCCV ^①	16 x 19	26 x 17.5 x 21	61	7/8	3/8
4GXCC007AC6HUA	3.0 - 4.0	A	FCCV ^①	19 1/2 x 19	26 x 21 x 21	65	7/8	3/8
4GXCD008AC6HUA	3.5 - 4.0	A	FCCV ^①	23 x 19	26 x 24.5 x 21	69	7/8	3/8
4GXCC009AC6HUA	3.5 - 5.0	A	FCCV ^①	19 1/2 x 19	30 x 21 x 21	85	7/8	3/8
4GXCD010AC6HUA	3.5 - 5.0	A	FCCV ^①	23 x 19	30 x 24.5 x 21	89	7/8	3/8
4GXCB016AC6HUA ^②	3.0 - 4.0	A	FCCV ^①	16 x 19	30 x 17.5 x 21	76	7/8	3/8
4GXCC017AC6HUA ^②	3.0 - 4.0	A	FCCV ^①	19 1/2 x 19	30 x 21 x 21	81	7/8	3/8
4GXCD018AC6HUA ^②	3.5 - 4.0	A	FCCV ^①	23 x 19	30 x 24.5 x 21	85	7/8	3/8

^① All coils shipped with a Fixed Metering Device (Flow Control Check Valve - FCCV). Some rated combinations require a TXV kit, ordered separately. See the coil Installer's Guide for Orifice and TXV matches.

^② Enhanced models for use in heating.

Split System – Cased Heat Pump and Cooling Coils

Table COIL-4-A — Refrigerant TXV Kits

Tons	R-410A TXV Kit (If required)	R-22 TXV Kit (If required)
1.5-3.0	4AYTXVH3G2436A	2AYTXVH3G2436A
3.5-4.0	4AYTXVH3G4248A	2AYTXVH3G4248A
5	4AYTXVH3G6000A	2AYTXVH3G6000A

Note: Additional R-22 Kit combinations can be found in the Accessories section.

Table COIL-4-B — Orifice kit table for 4GXC and 4MXC coils

Outdoor Unit Capacity (Tons)	Orifice Size (R410A)	Orifice Kit	Orifice Size (R22)	Orifice Kit
1.5	0.052	MAYORIACHP0052B	0.052	MAYORIACHP0052B
2	0.058	MAYORIACHP0058B	0.058	MAYORIACHP0058B
2.5*	0.063 / 0.065	MAYORIACHP0063B / 065A	0.065	MAYORIACHP0065A
3	0.070	MAYORIACHP0070B	0.072	MAYORIACHP0072B
3.5	0.075	MAYORIACHP0075B	0.078	MAYORIACHP0078B
4	0.083	MAYORIACHP0083B	0.088	MAYORIACHP0088B
5	0.090	MAYORIACHP0090B	0.096	MAYORIACHP0096B

Note: Orifice size needed for system combination may not be pre-installed. See Table 1 in coil Installation Manual for pre-installed size.

* Necessary Orifice sizes varies for this tonnage. See Table 3 in coil Installation Manual.

Split System – Cased/Uncased Heat Pump and Cooling Coils

Table COIL-4-C — Features

	4TXC	4PXC-U	4PXC-D	4PXA	4TXF	4MXC	4GXC
• All aluminum coil	✓	✓	✓	✓	✓	✓	✓
• Enhanced Fin Surface	✓	✓	✓	✓	—	—	—
• 100% foil lined insulation	✓	✓	✓	—	✓	✓	✓
• Internally checked non-bleed thermal expansion valve with mechanical fitting on both sides (heat pump operation)①	✓	✓	✓	✓	✓	—	—
• Factory installed fixed orifice. Additional orifices supplied.	—	—	—	—	—	✓	✓
• Optional accessory TXV Kit with mechanical fittings available for higher performance ratings ④.	—	—	—	—	—	✓	✓
• Easy case attachment to furnace	✓	✓	✓	—	—	✓	✓
• Upflow application	✓	✓	—	✓	—	✓	✓
• Downflow application	✓	✓	✓	—	—	✓	✓
• Horizontal Right application	✓	kit	kit	—	✓	✓	—
• Horizontal Left application	✓	kit	—	—	✓	✓	—
• Double sloped non-corrosive drain pan - UL rated 400°F. Compatible with oil furnaces.	✓	✓	✓	✓	—	—	—
• Single sloped non-corrosive drain pan	—	—	—	—	✓	✓	✓
• Compatible with variable speed and 2 speed outdoor models	✓	✓	✓	✓	③	—	—
• Split inner and outer doors for easy coil inspection and cleaning	✓	✓	✓	—	—	—	—
• Painted galvanized steel cabinet to match furnace	✓	✓	✓	—	—	✓	✓
• Unpainted galvanized steel cabinet	—	—	—	—	✓	—	—
• 5-year base limited warranty on coil, & all other functional parts (Residential Use)②	✓	✓	✓	✓	✓	—	—
• 3-year base limited warranty on coil, & all other functional parts (Residential Use)②	—	—	—	—	—	✓	✓
• 10-year registered limited warranty on coil, & all other functional parts (Residential Use)②	✓	✓	✓	✓	✓	✓	✓

① Start kit may be required on outdoor unit.

② Registered Limited Warranty terms are available when you register within 60 days of installation. You can register online at americanstandardair.com or by phone at 800-554-8005; otherwise American Standard Heating & Air Conditioning's Base Limited Warranty terms will apply. Base Limited Warranty information on specific products can be found on ASDealerNet.com.

③ See Table COIL-3-A for specific models that are compatible with variable speed outdoor products.

④ Reference AHRI ratings to find correct TXV kit or reference Product Data for additional information.