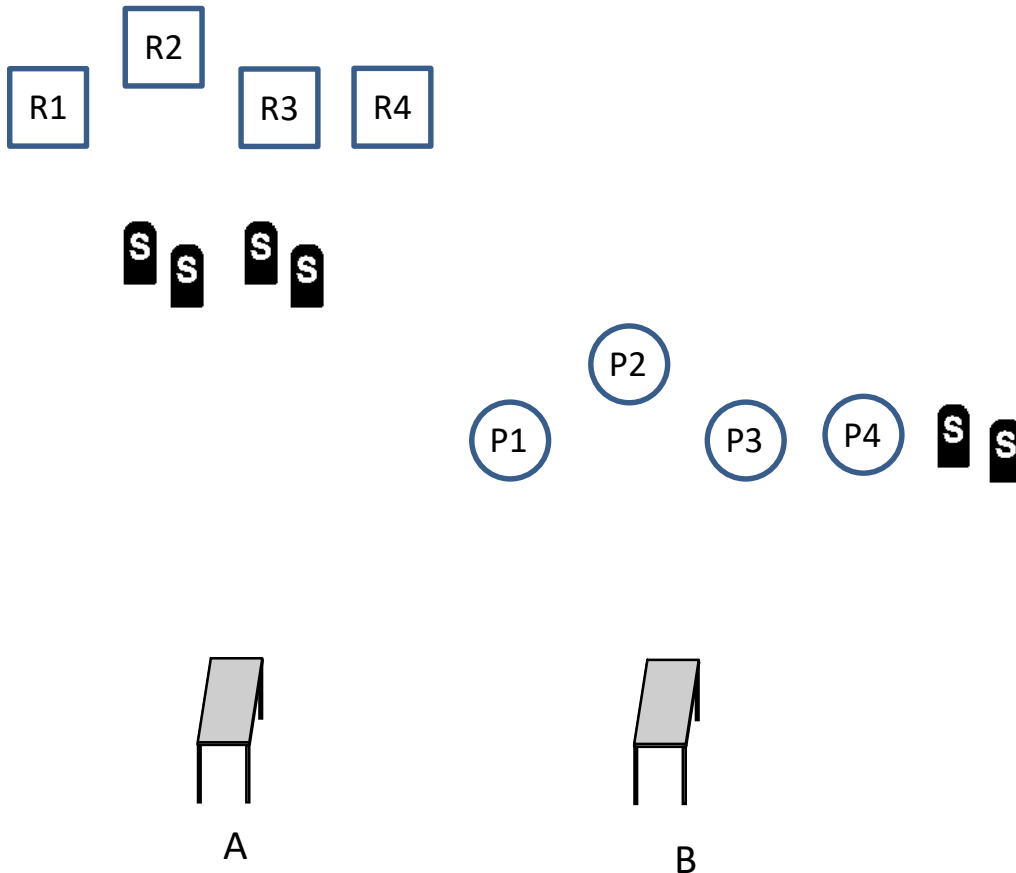


Stage 1



10 Rifle, 10 Pistol, 4+ Shotgun

Staging: Rifle and shotgun at A. Pistols holstered.

Starting Position: Shooter starts at A with hands on hips.

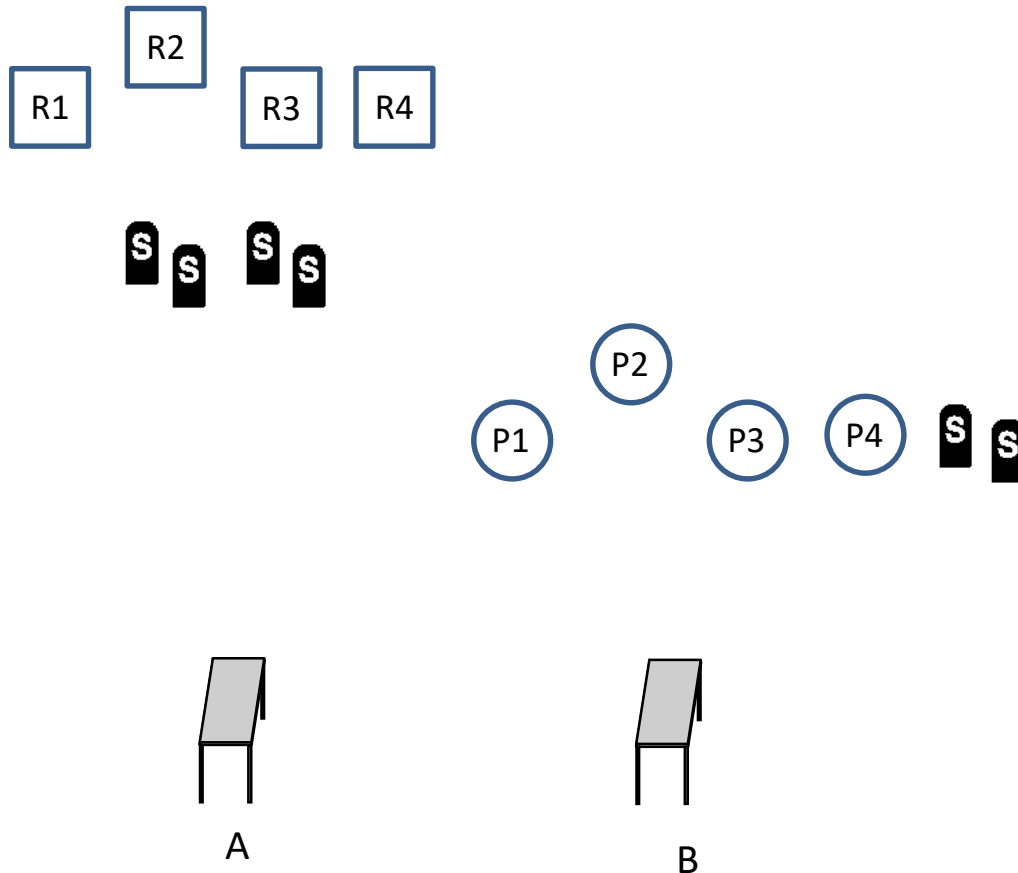
Line: I reckon I'm ready.

ATB: With shotgun engage the two inside shotgun targets, then engage the two outside shotgun targets. Make ups in any order. Make shotgun safe.

With rifle shoot a double tap sweep starting at either end, then single tap the end targets. No triple taps. R1,1,2,2,3,3,4,4,1,4) or (R4,4,3,3,2,2,1,1,4,1). Make rifle safe.

Move to B and with pistols repeat rifle instructions.

Stage 2



10 Rifle, 10 Pistol, 4+ Shotgun

Staging: Rifle at A. Shotgun at B. Pistols holstered.

Starting Position: Shooter starts at B with hands on pistol grips.

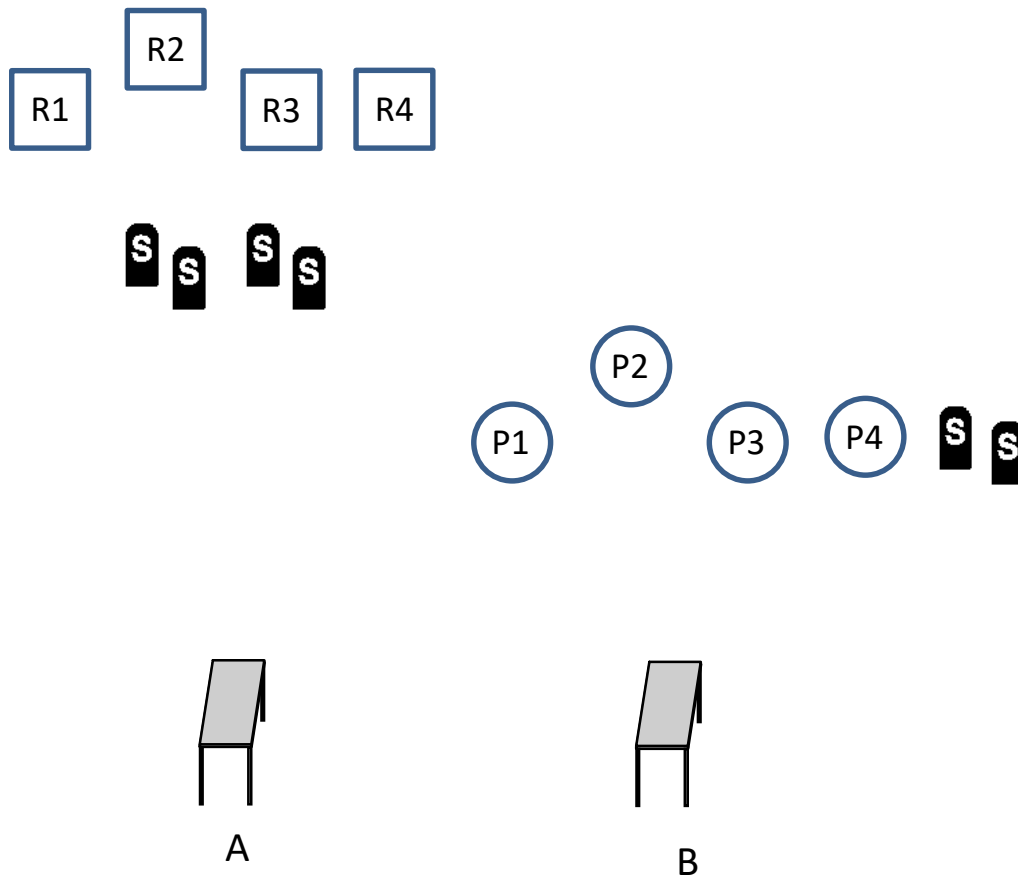
Line: Doggonit.

ATB: With pistols alternate single taps on the inside targets, P2 and P3, for four rounds. Then alternate double taps on the end targets, P1 and P4, for six rounds.

With shotgun shoot the two shotgun targets. Safely move to A with shotgun and shoot any two shotgun targets. Make shotgun safe.

With rifle repeat pistol instructions.

Stage 3



10 Rifle, 10 Pistol, 4+ Shotgun

Staging: Rifle and shotgun at A. Pistols holstered.

Starting Position: Shooter starts with hands touching hat. Shooter's choice to start with any gun.

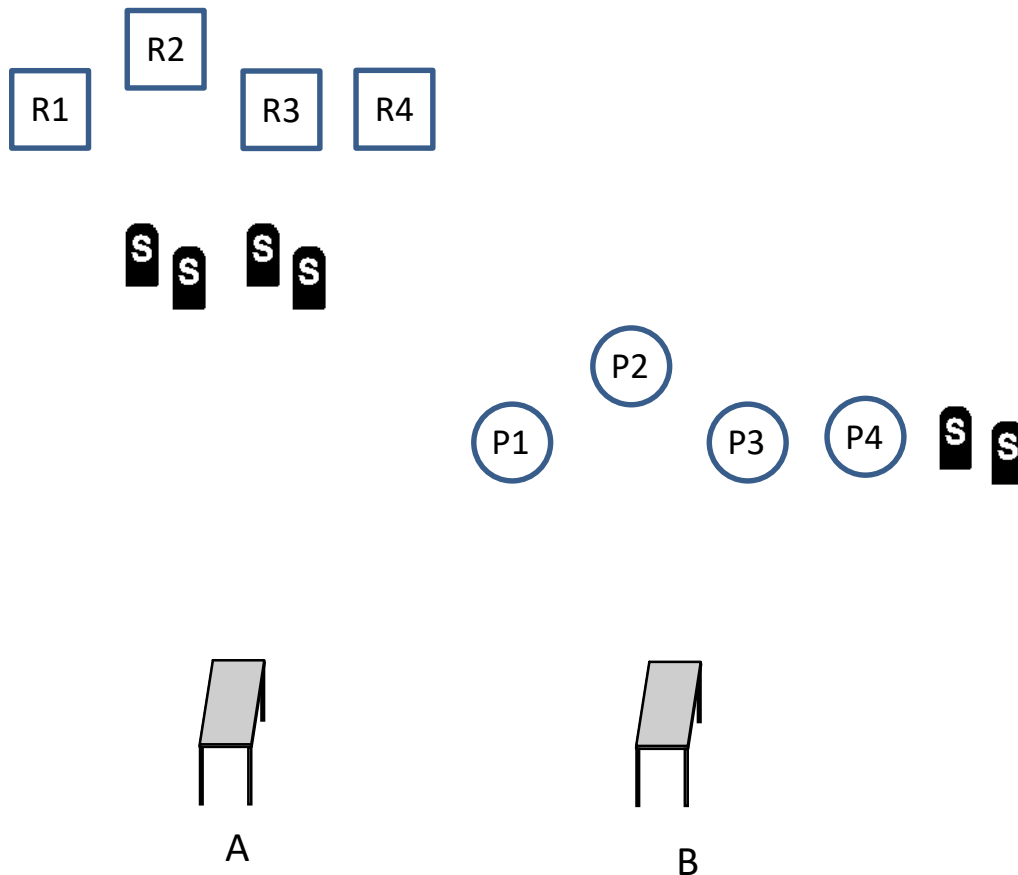
Line: Dagnabit.

ATB: With rifle shoot R3,3,2,2,1,,2,2,3,3,4. Make rifle safe.

With pistols repeat rifle instructions.

With shotgun shoot the four shotgun targets from Position A. Make shotgun safe.

Stage 4



10 Rifle, 10 Pistol, 4+ Shotgun

Staging: Rifle at A. Shotgun at B. Pistols holstered.

Starting Position: Shooter starts at B with shotgun in hands.

Line: Yippee Kai Yay.

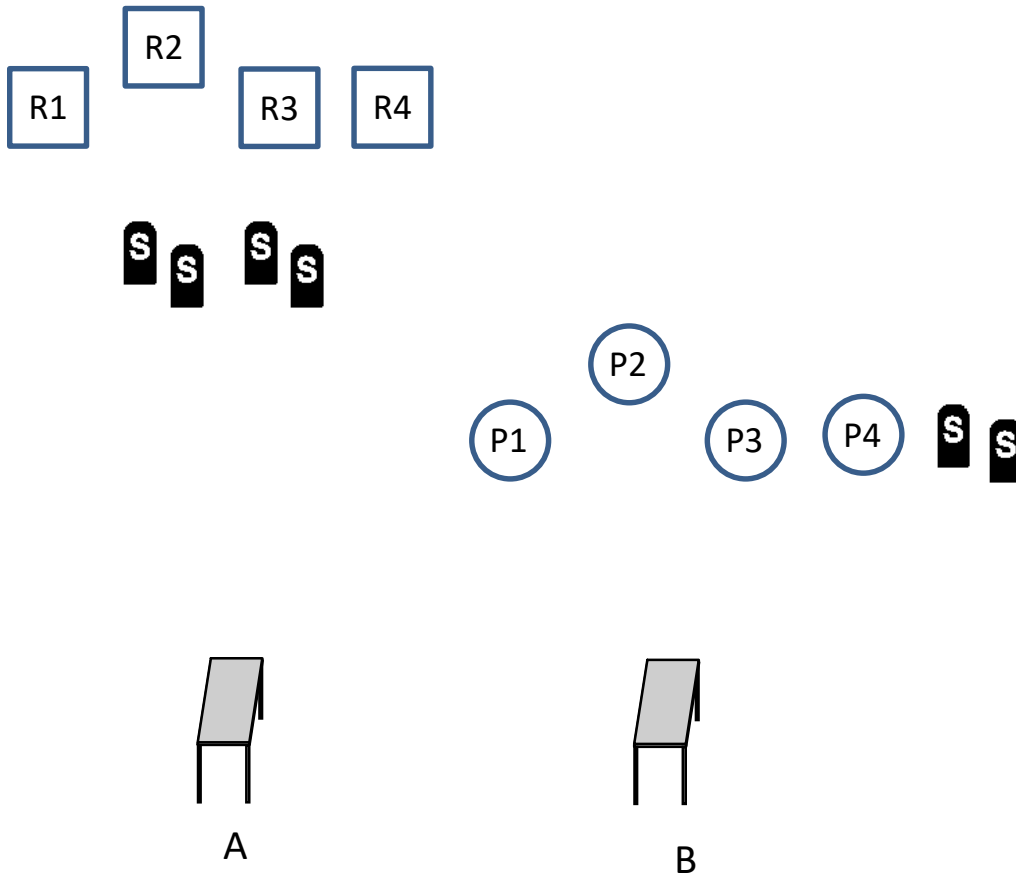
ATB: With shotgun shoot the two shotgun targets. Make shotgun safe.

With pistols shoot a Nevada sweep from either end with double taps on the end targets.
(P1,1,2,3,4,4,3,2,1,1) or (P4,4,3,2,1,1,2,3,4,4).

Take shotgun to A and shoot any two shotgun targets. Make shotgun safe.

With rifle repeat pistol instructions.

Stage 5



10 Rifle, 10 Pistol, 6+ Shotgun

Staging: Rifle at A. Shotgun at A or B. Pistols holstered.

Starting Position: Shooter starts in default position. Shooter's choice to start with any gun.

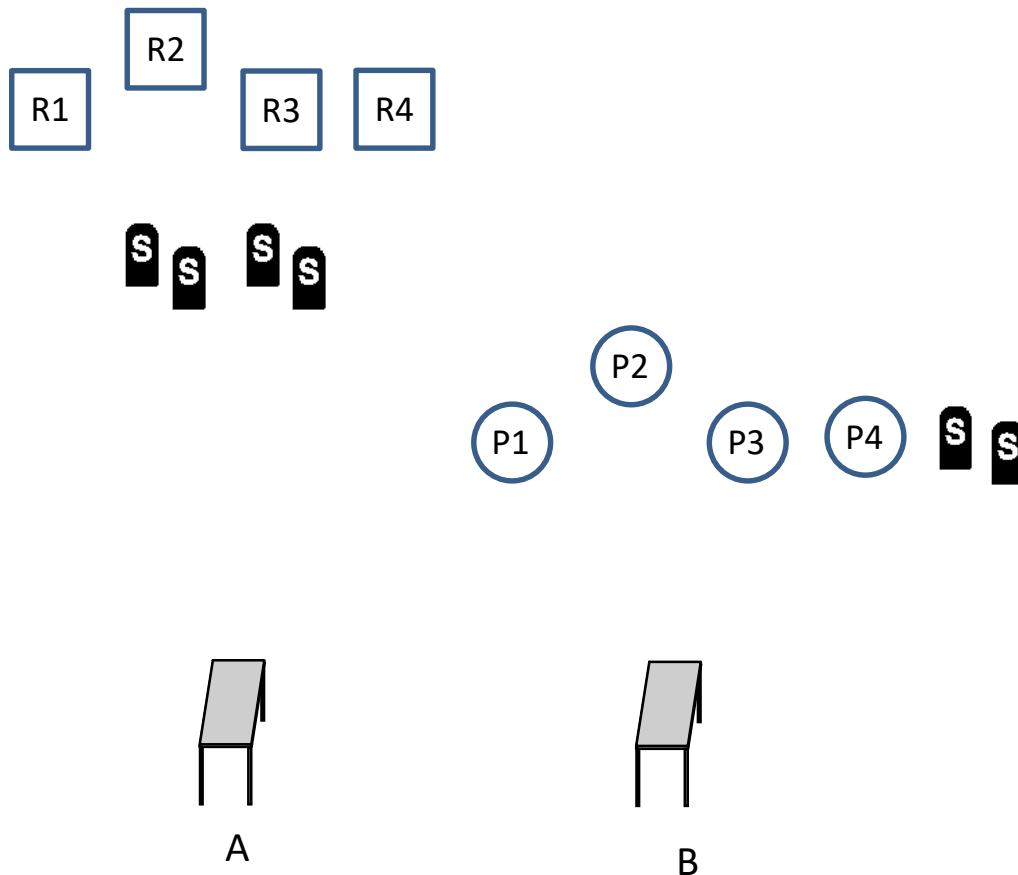
Line: Ride like the wind.

ATB: With shotgun shoot the six shotgun targets. Four shotgun targets on left must be shot from position A. Two shotgun targets on right must be shot from position B. Make shotgun safe.

With rifle shoot a 2-3-2-3 sweep from either end. Make rifle safe.

With pistols repeat rifle instructions.

Stage 6



10 Rifle, 10 Pistol, 2+ Shotgun

Staging: Rifle at A. Shotgun at B. Pistols holstered.

Starting Position: Shooter starts at A with rifle in hands.

Line: Well whatta we have here.

ATB: With rifle shoot a regressive sweep from either end. (R1,1,1,1,2,2,2,3,3,4) or (R4,4,4,4,3,3,3,2,2,1). Make rifle safe.

Move to B and with pistols repeat rifle instructions.

With shotgun shoot the two shotgun targets.