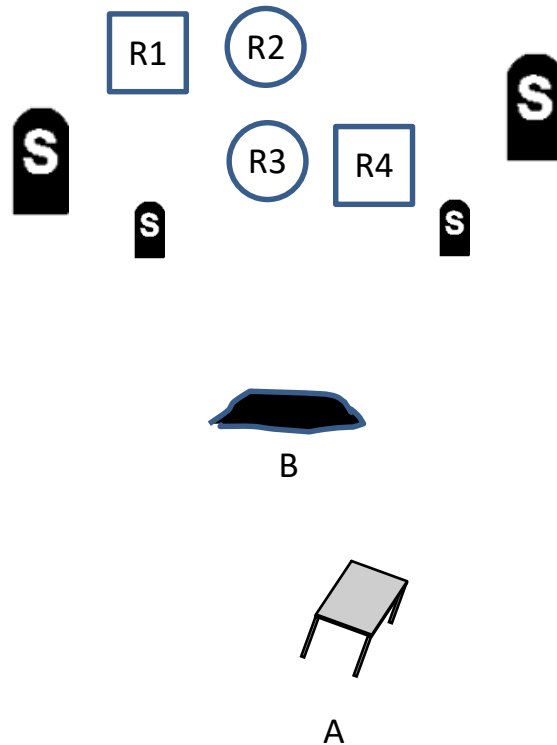


## Lane 1, Stage 1



10 Rifle, 10 Pistol, 4+ Shotgun

Staging: Rifle and shotgun at A. Pistols holstered.

Starting Position: Shooter starts at A in the SASS default position.

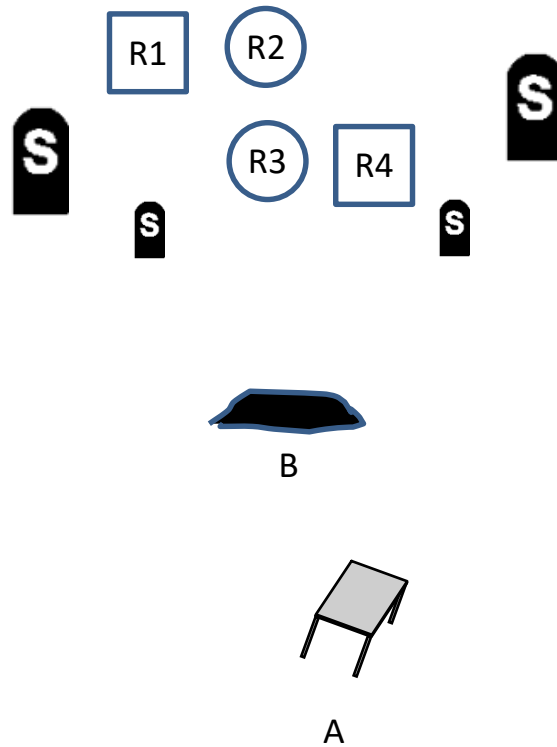
Line: The hardest thing about learning to ride is the ground.

ATB: With shotgun shoot the four shotgun targets. Make shotgun safe.

With rifle, for first five rounds, shoot either one of the blue square targets once and then double tap the two black circle targets. With second five rounds shoot the other blue square target once and then double tap the two black circle targets. Make rifle safe.

Move to B and with pistols repeat rifle instructions.

## Lane 1, Stage 2



10 Rifle, 10 Pistol, 4+ Shotgun

Staging: Rifle and shotgun at A. Pistols holstered.

Starting Position: Shooter starts at A with rifle in hands.

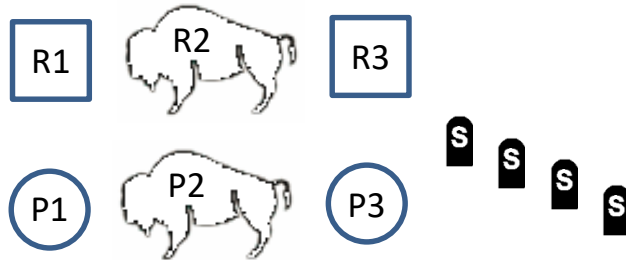
Line: Home is where your horse is.

ATB: With rifle shoot each target at least twice. No triple or quad taps. Make rifle safe.

With shotgun shoot the four shotgun targets.

Move to B and with pistols repeat rifle instructions.

## Lane 2, Stage 3



A



B

10 Rifle, 10 Pistol, 4+ Shotgun

Staging: Rifle at A. Shotgun at B. Pistols holstered.

Starting Position: Shooter starts at B with hands at low surrender, shoulder height.

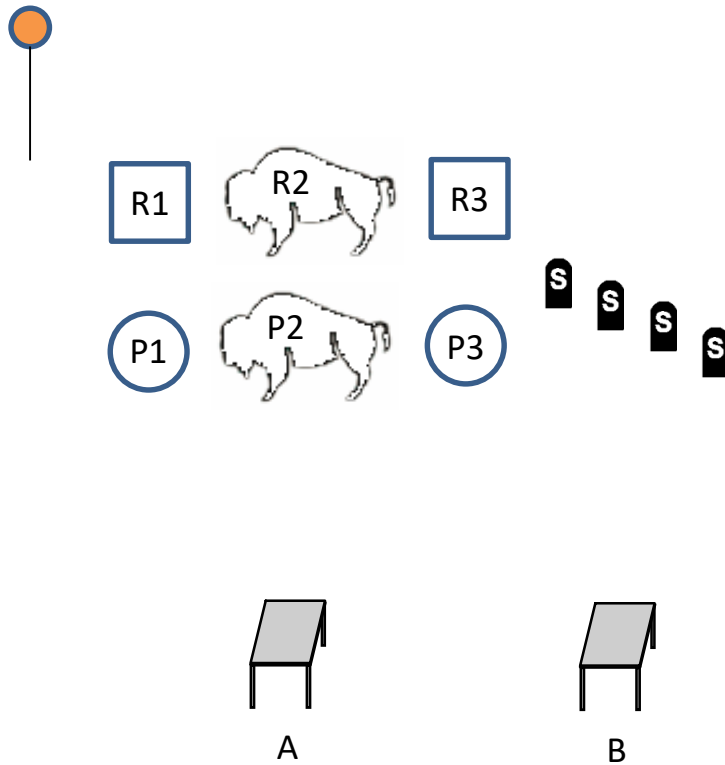
Line: Speak your mind but ride a fast horse.

ATB: With shotgun shoot the four shotgun targets. Make shotgun safe.

Move to A and with rifle double tap R2, the buffalo, then single tap sweep the three rifle targets from either end and repeat. Second single tap sweep can be from either end. Example (R2,2,1,2,3,2,2,1,2,3). Make rifle safe.

With pistols repeat rifle instructions.

## Lane 2, Stage 4



10 Rifle, 10 Pistol, 4+ Shotgun

Staging: Rifle at A. Shotgun at B. Pistols holstered.

Starting Position: Shooter starts at A with hands touching hat.

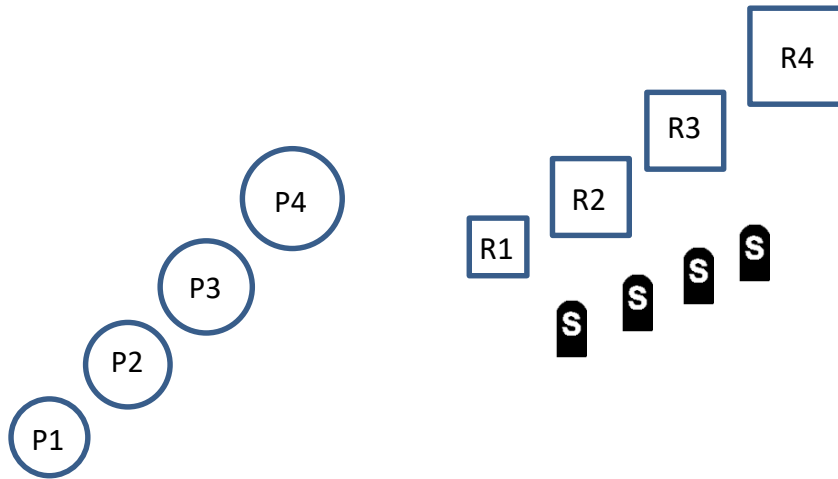
Line: Never drive black cattle at night.

ATB: With rifle single tap sweep the three rifle targets from either end, then double tap sweep from the same end you started on. Then, with your 10<sup>th</sup> round, shoot the bonus target for a five second bonus. Make rifle safe.

With pistols repeat rifle instructions except with your 10<sup>th</sup> round shoot the buffalo, P2.

Move to B and with shotgun shoot the four shotgun targets.

## Lane 3, Stage 5



A



B

10 Rifle, 10 Pistol, 4+ Shotgun

Staging: Rifle and shotgun at B. Pistols holstered.

Starting Position: Shooter starts at A with hands on pistol grips.

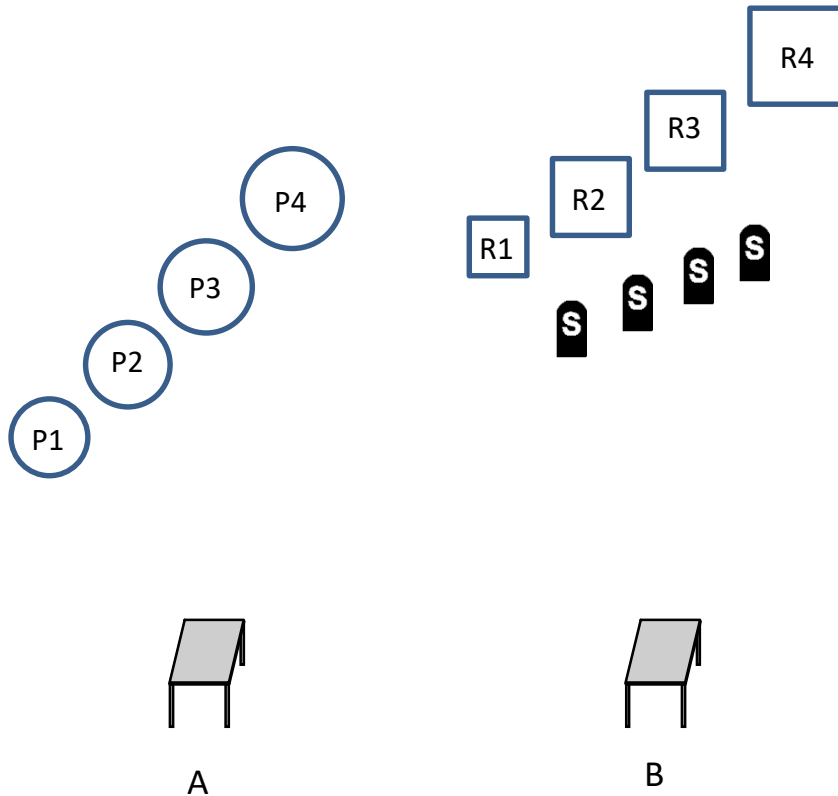
Line: When in doubt let your horse do the thinkin.

ATB: With pistols shoot a progressive sweep from either end. (P1,2,2,3,3,3,4,4,4,4) or (P4,3,3,2,2,2,1,1,1,1).

Move to B and with rifle repeat pistol instructions. Make rifle safe.

With shotgun shoot the four shotgun targets.

## Lane 3, Stage 6



10 Rifle, 10 Pistol, 4+ Shotgun

Staging: Rifle and shotgun at B. Pistols holstered.

Starting Position: Shooter starts at B with shotgun in hands.

Line: Lets saddle up.

ATB: With shotgun engage the four shotgun targets from right to left. Make shotgun safe.

With rifle shoot a 2-3-2-3 sweep starting on either end. (R1,1,2,2,2,3,3,4,4,4) or (R4,4,3,3,3,2,2,1,1,1). Make rifle safe.

Move to A and with pistols repeat rifle instructions.