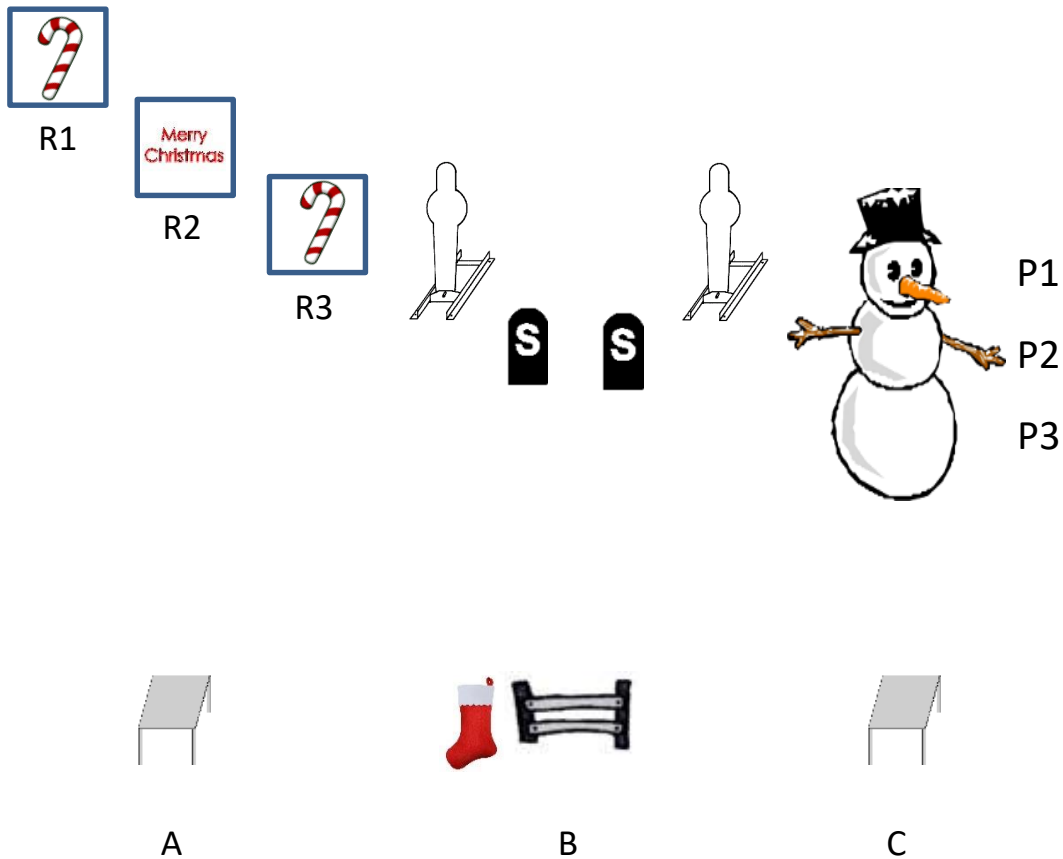


Lane 1, Stage 1



10 Rifle, 10 Pistol, 4+ Shotgun

Staging: Rifle at A. Shotgun in hands at B. Pistols holstered.

Starting Position: Shooter starts at B with shotgun in hands.

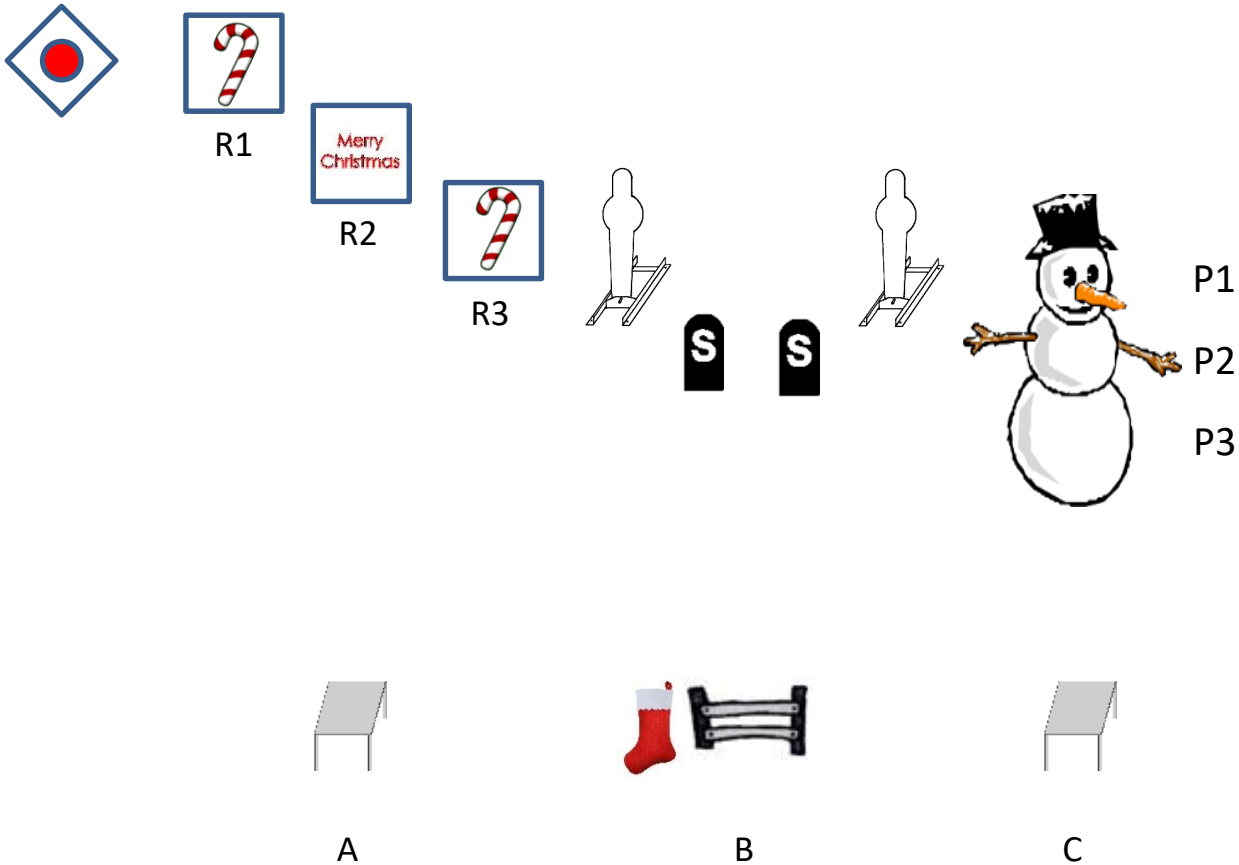
Line: Tis the season.

ATB: With shotgun engage the two inside shotgun targets, THEN engage the two outside shotgun targets. Move to A and make shotgun safe.

At A, with rifle, shoot a 2-1-2 sweep from either end, then repeat from same end you started on. Make rifle safe.

Move to C and with pistols repeat rifle instructions.

Lane 1, Stage 2



10 Rifle, 10 Pistol, 2+ Shotgun

Staging: Rifle and shotgun at A. Pistols holstered

Starting Position: Shooter starts at A with rifle in hands.

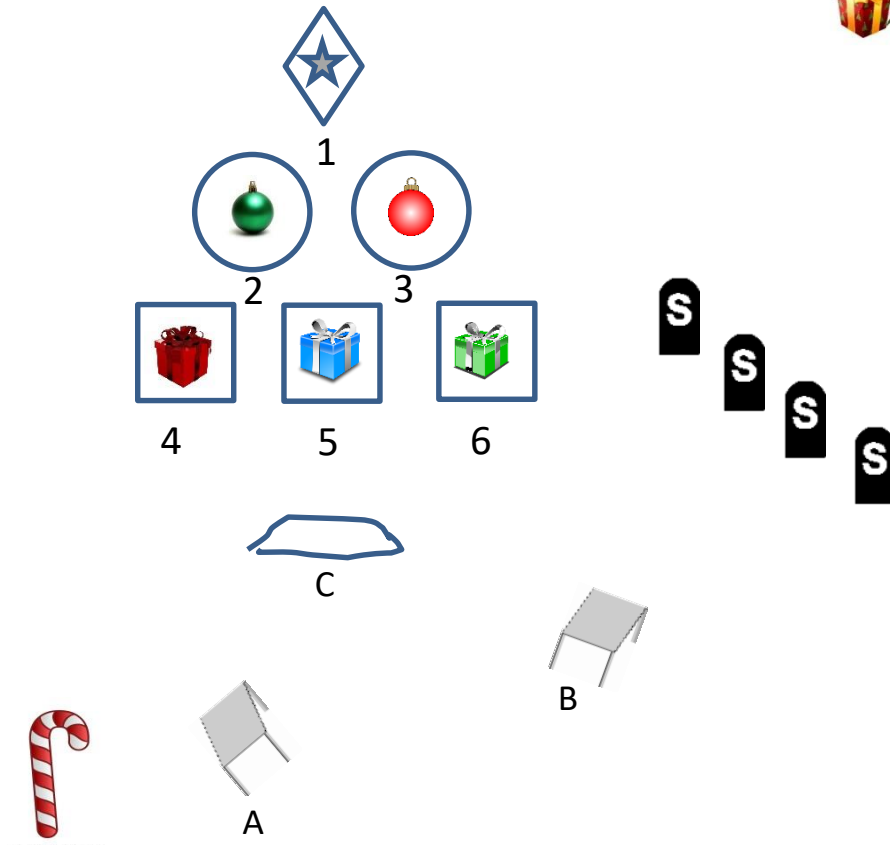
Line: Ho Ho Ho.

ATB: With rifle, starting on R1, shoot an Abilene Sweep on the three targets. One shot on the 1st target, two shots on the 2nd target, 3 shots on the 3rd target, 2 shots on the 2nd target, and 1 shot on the 1st target. Then, with your 10th round shoot the holly berry for a five second bonus. (R1,2,2,3,3,3,2,2,1,Bonus). A miss is not a miss on the bonus. Make rifle safe.

Take shotgun to B and shoot any two shotgun targets. Make shotgun safe at C.

At C, with pistols, shoot each target at least three times.

Lane 2, Stage 3



10 Rifle, 10 Pistol, 4+ Shotgun

Staging: Rifle at A. Shotgun at B. Pistols holstered.

Starting Position: Shooter starts at A with both hands touching the candy cane.

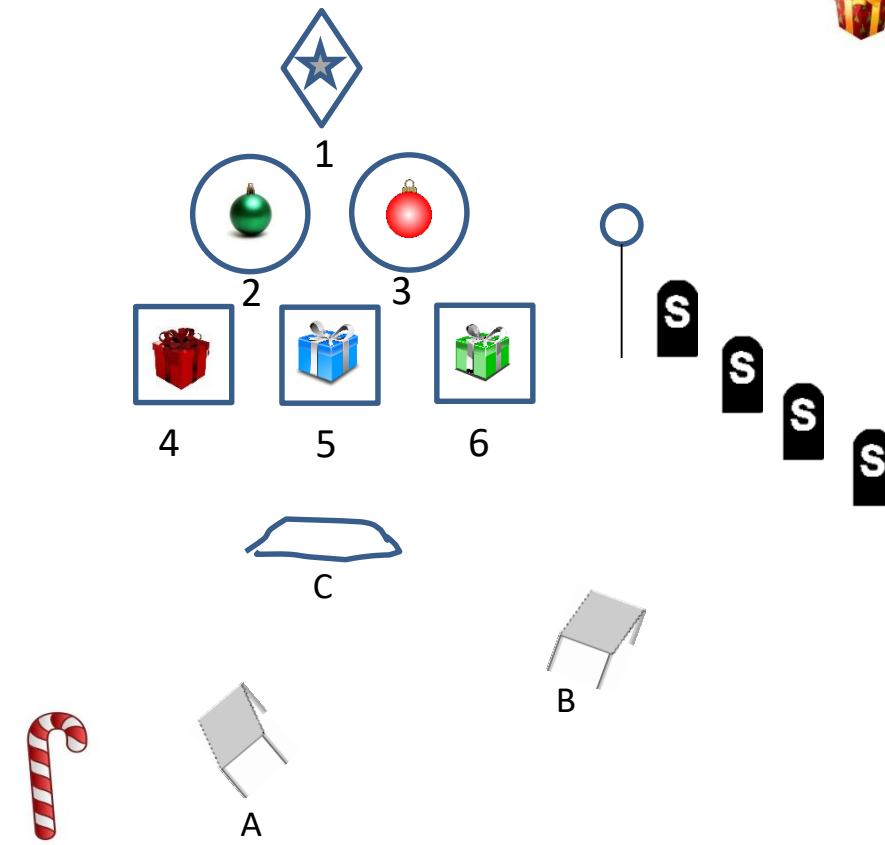
Line: Don't get your tinsel in a tangle.

ATB: Move to A and with rifle triple tap the diamond, double tap the circles, and single tap the squares, in any order. Make rifle safe.

Move to B and shoot the four shotgun targets. Make shotgun safe at B.

Move to C, the snow bank, and with pistols repeat rifle instructions.

Lane 2, Stage 4



10 Rifle, 10 Pistol, 5+ Shotgun

Staging: Rifle at A. Shotgun at B. Pistols holstered.

Starting Position: Shooter starts at A with hands on hips,

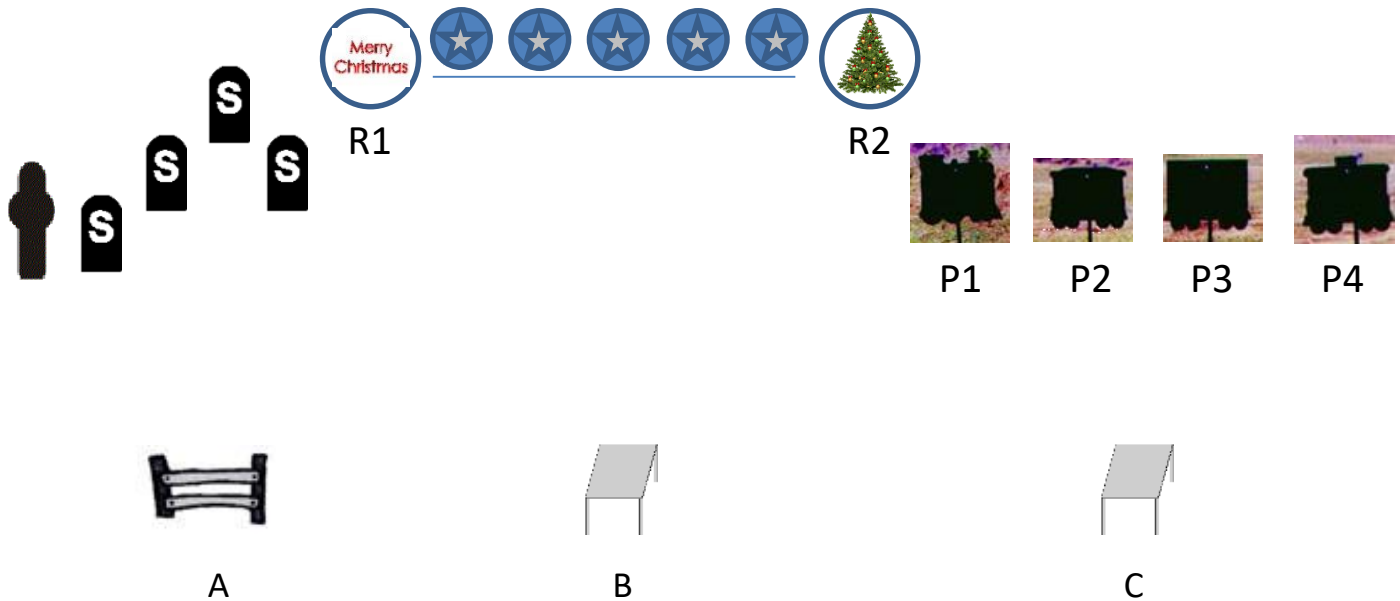

Line: Hey, where's the lights, Clark?

ATB: With rifle, starting on either outside square target, shoot a pendulum sweep as follows; (R4,2,1,3,6,6,3,1,2,4) or (R6,3,1,2,4,4,2,1,3,6). Make rifle safe.

Move to B and with shotgun shoot the four shotgun targets and the snowball. Make shotgun safe at B.

Move to C, the snow bank, and with pistols repeat rifle instructions.

Lane 3, Stage 5



10 Rifle, 10 Pistol, 4+ Shotgun

Staging: Rifle and shotgun at B. Pistols holstered.

Starting Position: Shooter starts at C with hands on pistol grips.

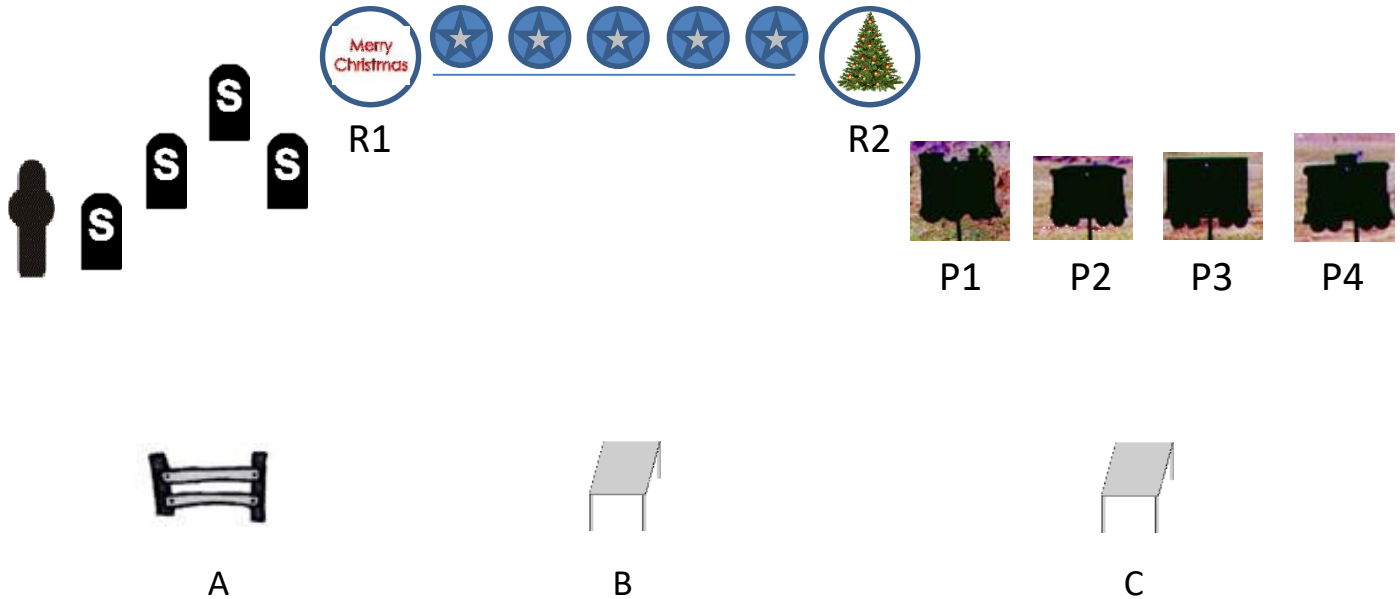

Line: The Polar Express.

ATB: With pistols shoot a continuous Nevada Sweep on the Polar Express Train starting on either end.

Move to B and with rifle, starting on either R1 or R2, alternate single taps between the R target you have selected and the five silver bells on the plate rack. Misses on the plate rack do not count. Misses on the R target do count. Make rifle safe.

Take shotgun to A and shoot the four shotgun targets. THEN shoot the shotgun make-up target for each bell left standing on the plate rack.

Lane 3, Stage 6



10 Rifle, 10 Pistol, 4+ Shotgun

Staging: Rifle at B. Shotgun in hands at A. Pistols holstered.

Starting Position: Shooter starts at A with shotgun in hands.

Line: All aboard for the holidays.

ATB: With shotgun engage the four shotgun targets from right to left. Make shotgun safe at B.

At B, with rifle, shoot the five silver bells on the plate rack. When all the bells are down place any remaining rounds on one of the two R targets, either R1 or R2. Make rifle safe.

Move to C and with pistols shoot each target at least twice.