



# THE TEXAS GOURDZETTE

THE NEWSLETTER OF THE KAPPA CHAPTER OF THE  
AMERICAN GOURD SOCIETY

VOLUME 18, ISSUE 3

SEPTEMBER 2013



Inside Patch News and Countdown to the TGS  
Lone Star Festival



# President's Message by Suzanne Haffey

## Chapter News

It's hard to think about all the anticipation that fall brings when the temperatures have been 100 or over for most of the summer. Eventually, fall will bring cooler weather and we can look forward to being outside again.

I am anticipating cooler temps for our Lone Star Gourd Festival which will be held at the new location, downtown Fredericksburg at the Pioneer Museum grounds. The dates are Friday 10/18 through Sunday 10/20. If you have not signed up for a class, it's not too late. We have a great line-up of teachers with a wide variety of gourd art to teach you. The competition entries are Fine Art of the highest quality; many of our artists are featured in galleries throughout the United States. You will have the opportunity to see and purchase some beautiful gourd art.

Our hard working Ways and Means Committee has our 2013 raffle tickets available to purchase at \$1.00 each. This year's raffle item is a beautiful gourd quilt with each piece contributed by gourd artists from all the state of Texas. To purchase tickets you can contact: Cheryl Trotter 281-300-5013 email 4cheryltrotter@gmail.com or C.C. Rice 409-945-2892 email KinfolkGourds@gmail.com. We will also have gourd art donated by each of our patches that can be won at the end of the show. Proceeds go to sponsor the Texas Gourd Society events.



We can't put on this festival without the help of many volunteers. Please contact Suzanne Haffey 512-431-6030 or bettiesuz@yahoo.com, or any of the patch leaders and tell them when you will donate a few hours to help during the festival. We need help starting with set-up on Thursday 10/17 through tear down which will begin at 3pm on Sunday 10/20.

I want to take this time to thank all the people who have served as the Executive Board, the Gourdzette Editor, and the Board of Directors for this year. I appreciate the time and effort that you have put forth to help the Texas Gourd Society exist. I will be stepping down as the President this year but will be on the Executive Board in the position of Past President. Ethel Virgin is resigning her position as Board of Directors this year. Ethel has put in many years as a leader for TGS and she will be missed in this position. Cathy West, our Gourdzette Editor and website guru is also resigning this year. She has done an outstanding job and I can't thank her enough. I am also very grateful and give many thanks to the people who have volunteered as Committee Chairs.

*Continued on Page 3*

Index.....	5	Festival Classes.....	14-16
Advertising.....	5	Gourdipedia.....	17
President's Message.....	2-3	Tutorial.....	18-19
TGS Officers & Directors.....	3	LGS Show .....	20
TGS Member Gourd Growers.....	4	Upcoming Events.....	21
TGS Gourd Patch Happenings.....	6-8	New TGS Members.....	22
In Memory of Pent Kent.....	9	Membership Dues.....	23
Countdown to the Fall Festival.....	10-13		

# President's Message

*Continued from page 2*

The Texas Gourd Society's fall meeting/dinner will be on Saturday October 19, 2013 at 6:30pm, location will be the Golden Hub Senior Citizen Center, 1009 N. Lincoln Street, Fredericksburg, TX 78624. We will have an election of officers and a short business meeting along with a catered meal. The cost of the meal is \$15.00 per person. In order to eat, you must RSVP no later than October 13 to Lynda Smith 512-524-789 or [lyndabethsmith@gmail.com](mailto:lyndabethsmith@gmail.com).

Visit our website [www.texasgroudsociety.org](http://www.texasgroudsociety.org) for information about our festival. You can also contact me, Suzanne Haffey, President at [bettiesuz@yahoo.com](mailto:bettiesuz@yahoo.com) or 512-431-6030 if you have any questions regarding our festival or the Texas Gourd Society.

Suzanne Haffey



## Purpose:

The Purpose of the Texas Gourd Society is to promote interest in and appreciation of gourds, both to our membership and to the general public. We will do this by sharing information through education, meetings, festivals and shows related to the culture, history, uses, crafting and artistry of gourds.

## 2013 TGS Executive Board

### Officers

Suzanne Haffey	President	<a href="mailto:bettiesuz@yahoo.com">bettiesuz@yahoo.com</a>	512-431-6030
Open	Vice President		
C. C. Rice	Secretary	<a href="mailto:KinfolkGourds@gmail.com">KinfolkGourds@gmail.com</a>	409-945-2892
Lynda Smith	Treasurer	<a href="mailto:lyndabethsmith@gmail.com">lyndabethsmith@gmail.com</a>	512-524-7897
Joe Pritchard	Membership	<a href="mailto:stormy7606@hotmail.com">stormy7606@hotmail.com</a>	817-909-2814
Tom Hornsby	Past President	<a href="mailto:tom@bayougourds.com">tom@bayougourds.com</a>	318-445-3969

### Directors

Shelia Guidry	<a href="mailto:sheliaathome@aol.com">sheliaathome@aol.com</a>	337-376-9690
Ethel Virgin	<a href="mailto:ethelvirgin@peoplescom.net">ethelvirgin@peoplescom.net</a>	903-862-3282
JoAnne Richardson	<a href="mailto:joanne9rich@yahoo.com">joanne9rich@yahoo.com</a>	806-548-3607
Cheryl Trotter	<a href="mailto:4cheryltrotter@gmail.com">4cheryltrotter@gmail.com</a>	281-300-5013
John Flewharty	<a href="mailto:dsf1511@verizon.net">dsf1511@verizon.net</a>	940-380-9566
Bill Willibey	<a href="mailto:willibey@sbcglobal.net">willibey@sbcglobal.net</a>	832-288-3207

### Gourdzette Editor

Cathy West	<a href="mailto:disn@consolidated.net">disn@consolidated.net</a>	281-391-9327
------------	--	--------------

### Historian

Joe Pritchard	<a href="mailto:stormy7606@hotmail.com">stormy7606@hotmail.com</a>	817-909-2814
---------------	--	--------------

# **TGS MEMBER GROWERS**

## **LET US KNOW IF YOU BELONG ON THIS LIST!**

### **Rising Dawn Lodge Gourd Farm**

Gay Wright  
174 Kellar Rd.  
Smithville, TX 78957  
(512) 360-2023  
EMAIL: [alcyone@cmyfarm.com](mailto:alcyone@cmyfarm.com)  
WEBSITE: [www.cmyfarm.com](http://www.cmyfarm.com)

### **Spaeth Gourd Farm**

Mag and Dayton Spaeth  
5397 Tri-County Road  
Mason, TX 768567  
(325) 265-4377  
EMAIL: [dspaeth@hctc.net](mailto:dspaeth@hctc.net)

### **Chinquapin Gourd Palace**

Douglas & Kathi Ford  
9930 Noonday Rd, W  
Hallsville, TX 75650  
(903) 660-1003  
EMAIL: [kathiford2@gmail.com](mailto:kathiford2@gmail.com)

### **Quarry Farm Gourds**

Anna Miller  
12091 Eagleville Rd  
North Baltimore, OH 45872  
419-257-2597  
WEBSITE: [www.quarryfarmgourds.com](http://www.quarryfarmgourds.com)

### **Pinn Farms**

497 Mt. Pleasant Rd.  
Cedar Creek, TX 78612  
512-517-8694  
[dottie\\_pinn@yahoo.com](mailto:dottie_pinn@yahoo.com)

### **Bayou Gourd Farm**

Tom and Zelda Hornsby  
PO Box 4601  
Pineville, LA 71361  
(318) 445-3969  
EMAIL: [tom@bayougourds.com](mailto:tom@bayougourds.com)  
or [Zelda@bayougourds.com](mailto:Zelda@bayougourds.com)  
WEBSITE: [www.bayougourds.com](http://www.bayougourds.com)

### **Clausen's Gourd Farm**

5835 East Line Rd  
Whitewright Tx 75491  
(903) 364-5475  
EMAIL: [dclausen82@verizon.net](mailto:dclausen82@verizon.net)

### **Dancing Feather Studio & Diamond Y Farm**

Ed & Charlotte Yeisley  
1342 State Hwy 95 South  
Smithville, TX 78970  
(830) 839-4220  
EMAIL: [yeisley@gvtc.com](mailto:yeisley@gvtc.com)

### **JS Gourds**

Jack and Sarah Calender  
15566 CR 3110  
Gladewater, TX 75647  
[jsgourds@hotmail.com](mailto:jsgourds@hotmail.com)  
903-262-6975  
903-235-1761

## **Gourd Buyers**

**Please contact the Growers on this list before you visit.**



# Sawdust Connection

"The Pyrography Specialists" since 1999!

## Razertip Systems, Pens & Accessories

The Leader in the Industry: Best Quality, Warranty & Service

~ Specialty Starter Kits Just for Gourd Artists ~



### Power Tools & Accessories

Gourd Saws ~ Mini Jig Saws

MicroLux ~ Proxxon

ForeDom Tools

Blades ~ Carving Burs

Power Tool Starter Kits

Alcohol, Chalk & Dye Inks  
Starter Kits

Metal Leaf

Pearl Ex Pigment Powders

Adhesives ~ Glue

Paint ~ Medium ~ Varnish

Please check our website for a complete list of Pyrography & Gourd craft supplies & tools!

~ Gourd & Pyrographic Art ~

**Check Out The Free  
Online Tutorials On Our  
Blog & Website**



[www.GourdSupplies.com](http://www.GourdSupplies.com)

[www.pyrography-gourd-art.com](http://www.pyrography-gourd-art.com)

505-506-3558

Email: [Nedra@GourdSupplies.com](mailto:Nedra@GourdSupplies.com)

## BAYOU GOURD FARM

"Excellence Is Our Standard"



Member A.G.S.

A wide variety of gourds & seeds  
**READY TO SHIP!!**

[tom@bayougourds.com](mailto:tom@bayougourds.com)

[zelda@bayougourds.com](mailto:zelda@bayougourds.com)

Tom & Zelda  
Hornsby

P.O. Box 4601

Pineville, Louisiana 71361

**(318) 445-3969**

[www.BAYOUGOURDS.com](http://www.BAYOUGOURDS.com)

## DID YOU KNOW?



Gourds have been cultivated since 2200 B.C., longer than any other crop.

# TGS Patch Happenings

## News and Events from TGS Gourd Patches

**TGS ARLINGTON GOURD PATCH—Arlington, TX area**

**CONTACT: Cindi Creswell at 817-244-0135**

**Email: [cidnboo@att.net](mailto:cidnboo@att.net) Website: [www.ArlingtonGourdPatch.webs.com](http://www.ArlingtonGourdPatch.webs.com)**

**No news to report**

**TGS CAPITAL OF TEXAS GOURD PATCH –Austin, TX area CONTACT Lynda Smith 512-524-7897**

**[lyndabethsmith@gmail.com](mailto:lyndabethsmith@gmail.com)**

**No news to report**

**TGS COASTAL BEND GOURD PATCH - Corpus Christi, TX area CONTACT: Don Vyskocil at 281-**

**451-3494 [vydskocil@sbcglobal.net](mailto:vydskocil@sbcglobal.net)**

**No news to report**

**TGS COWTOWN PATCH - Ft. Worth, TX area CONTACT: Barb Petroski at 817-249-2929 [lunar-wind7@aol.com](mailto:lunar-wind7@aol.com) or Becky Wise 817-726-6653 [db.wise@me.com](mailto:db.wise@me.com) website <http://www.angelfire.com/tx5/cowtowngourdpatch>**

**No news to report**

**TGS DALLAS GOURD PATCH-Dallas, TX area CONTACT: Linda Hughes at 817-368-3400**

**[iamonelinda2@yahoo.com](mailto:iamonelinda2@yahoo.com) or Pat Duncan at 972-463-8668 [pdunk8@msn.com](mailto:pdunk8@msn.com)**

The Dallas Gourd Patch has been very active this summer. Sue Haberer provided a class on faux leather application in May and then carving in June! Thanks Sue! Be sure and sign up for her classes in Fredericksburg! In July, John Flewharty shared his tips and techniques on centering and applying little wooden pegs for feet on gourds and an Inlace demo. For the meeting in August, Cal Stewart shared his technique of wood burning feathers on to a gourd. Needless to say they were all wonderful classes! We are very grateful for the talented members that are so very willing to share their expertise with the rest of us.

Our patch is growing leaps and bounds! We had 31 members attend at our last meeting and five of our regulars couldn't make the meeting that day or it would have been even more! We are fortunate the facility where we meet has a larger room we can move to.

Walter Warton (member Jean's husband) was a guest speaker to show us the canes he makes for injured post 911 military that are in need of canes. The canes are all handcrafted and wood burned with the service persons personal information and military affiliation. He and another fellow Ed Ramsey, in Texas are Operation





**TGS GUADALUPE GOURD PATCH – Texas Hill Country Area CONTACT: Bob Richie at 830-357-8939 brichie@ktc.com or Judy Richie at judyrichie@yahoo.com**

The Guadalupe Gourdpatch held it's July meeting on the 13th at the home of Judy Richie. We discussed the new guideline and categories for the competition for the Lone Star Gourd Festival in October. Also, we voted to have a booth at the Kerr County Fair that will be held the weekend of October 26. We rented 3 10x10 booths. The new , large building is air conditioned much to our relief. For the first time there will be gourd categories at the fair.

Our next meeting is July 14, 10am until 2pm will our usual potluck lunch. Ann Little will show us the faux antique metal technique. Everyone will get to try this out on their own gourd. For information on attending our meeting, contact Judy Richie at judyrichie@yahoo.com

We are all looking forward to the Lone Star Gourd Festival.

**TGS SOUTHEAST TEXAS GOURD PATCH - Houston, TX area CONTACT: Buddy Trotter (Acting Secretary 281-300-5013 buddytrotter@gmail.com website [www.artisanart.biz/tgs\\_southeast](http://www.artisanart.biz/tgs_southeast)**

The July 2013 monthly meeting of the SE Texas Gourd patch was held at the home of Jo Ann Tompkins on Saturday, July 13, 2013. After a brief business meeting Patricia Berry presented a workshop on using natural materials to embellish and finish a gourd. In August, we met at the home of Bill and Clara Willibey where we had the pleasure of learning about using colored pencils on gourds from well known Texas gourd artist Sylvia Gaines. Everyone had the opportunity to choose from several subjects and Sylvia taught us how to create a colored pencil subject on a gourd using various techniques for preparation, how to transfer a drawing to the gourd, and coloring the subject to include shading and highlights. Everyone had a great time. In September we met at the home of Barbara Heimann, where we discussed the upcoming October TGS Festival, the "Empty Bowl" challenge the patch was participating in for the Houston Food Bank, and future meeting workshops to be held. Anyone in the Greater Houston Area that would like to join us the second Saturday of each month, please email the patch secretary above for more information.



## TGS Patch Happenings - Continued

**TGS WEST TEXAS GOURD PATCH - Lubbock, TX area CONTACT: Charla Johnson at 806-795-4405 [CharKlass@aol.com](mailto:CharKlass@aol.com) or Beth Lively at 806-634-0161 [blively@windstream.net](mailto:blively@windstream.net)**

The WTGP has been busy learning new techniques. In July, Hellen Martin conducted a workshop with our patch. We had a good group of participants and a lot of fun with Hellen. She taught us the leather tooling technique and also how to do the cholla technique. We always have fun at our meetings and invite you to join us to see what works of art can be made from a gourd. Call Charla Johnson at 806-795-4405 for more information.



**CONCHO VALLEY GOURD PATCH - San Angelo, TX area CONTACT: Beth Lively [mailto:blively@wcc.net](mailto:mailto:blively@wcc.net) 325-456-4556**

TGS is thrilled to announce the planting of a new gourd patch in the San Angelo area. Beth lively with Concho Gourds and More from Eden, Texas has organized herself and six ladies interested in gourd fraternization to form a new patch to be called Concho Valley Gourd Patch. If you know anyone in the San Angelo area interested in joining a fun gourd patch, please contact Beth. Please stop by her booth #220 in the big tent at the Lone Star Gourd Festival and

## Plant a Patch

If you're interested in joining a Patch please contact your closest patch listed above or if you would like to start a patch in your area contact Suzanne Haffey at [bettie-suz@yahoo.com](mailto:bettie-suz@yahoo.com) for more information.



## IN MEMORY

L. W. "Pete" Kent

The Texas gourd community recently lost one of the founding members of the Texas Gourd Society. We remember Pete fondly for his years of work and support.



Pete was born to Mr. and Mrs. Warren Kent in Wyoming in November 1925. His family moved to Freeport, Illinois when he was a young boy. He joined the Navy the day after his 18<sup>th</sup> birthday, serving during World War II. He attended Rice University in the Navy's V12 program. His career took him into many different industries before he retired. After retiring, he went into the gourd business and also grew grapes for making wine. Pete was one of the organizers of the Texas Gourd society in 1996. For years, he attended every TGS meeting, and crafted gourds for the annual TGS Gourd Festival.

He loved life, and people, particularly children. He never met a stranger and would start up a conversation with anyone. All who crossed paths with Pete are richer for the experience.

Pete particularly enjoyed spending time this past year with his children, grandchildren, and great-granddaughters. He was surrounded by family members when he passed from this life in June, 2013.

Pete is survived by his son Mike Kent, daughter Lori Kent Savoie, 4 grandchildren, 2 great-granddaughters, his sister Marge Kent Stocker and wife of 22 years, Betty C. Kent.



## Countdown to Festival Time

### Volunteers Needed For the Festival

If you have an hour or two during the festival please think about volunteering to help. Contact Suzanne Haffey at 512-431-6030 or [bettiesuz@yahoo.com](mailto:bettiesuz@yahoo.com), or any the patch leaders


## Vendor Booths for Rent

Vendor booths are available to reserve now. For more information and detailed space available go to the Texas Gourd Society website at <http://www.texasgourdsociety.org> and click on the Vendor Information and Vendor/Booth Layout links in the navigation menu.

# TGS Ways and Means 2013 Festival Raffle

The Texas Gourd Society is proud to announce that the raffle item for the 2013 Lone Star Gourd Festival is now complete. We would like to thank all the great Texas gourd artist that helped make this possible by contributing a beautiful gourd square to this project. We now have the raffle tickets printed and ready to go. We will be contacting all the current Texas patch leaders and asking for all TGS members to help in the sale of these tickets. We will be happy to send you tickets or you can ask your patch leaders about them. The tickets are \$1.00 each and we hope to sell each and every one! This quilt measures 33 inches by 4 1/2 feet from the top to the bottom of the yarn. Please contact us for tickets, we have them counted out in 20 ticket stacks, so we can send you 2, 20, 200 or 2000 if needed, just let us know and we will be happy to send them right away.

Cheryl Trotter 281-300-5013 email [4cheryltrotter@gmail.com](mailto:4cheryltrotter@gmail.com) or C.C. Rice 409-945-2892 email [KinfolkGourds@gmail.com](mailto:KinfolkGourds@gmail.com) TGS Ways & Means Co-chairpersons 2013





# **Fall Meeting 2013**

**The TGS Banquet and Business Meeting will be held on  
Saturday October 19, 2013 at 6:30 pm at the  
Golden Hub Senior Citizen Center  
1009 N Lincoln Street  
Fredericksburg, TX 78624**

**Please RSVP no later than October 13, 2013 to Lynda  
Smith at 512-524-7897 or lyndabethsmith@gmail.com**

**Price: \$15.00 per person which includes dinner**

**We will be having the fall general business meeting and  
election of officers. Please come out and support your  
Texas Gourd Society and have your voice heard.**

## **Directions:**

**Head NW on W Main Street...1115 ft  
Turn right onto N Milam Street 8 miles  
Turn right onto W Mulberry Street....6 miles  
Turn right onto Lincoln ...151 ft  
Golden Hub Senior Citizen Center on the left**

# 2013 OFFICER ELECTIONS

Hear ye...hear ye...Now is the time for all good men and women to come to the call of the Texas Gourd Society



and serve as an  
**Executive Board member,  
Board of Director,  
Gourdzette Editor,  
or Website Guru.**

Please let Suzanne Haffey or any Board Member know if you are willing to continue in your present role, if you would like to have a new, different, and exciting role, or if you would like to serve as any of the following positions for 2014:

## **The Executive Board consists of:**

President - Open  
Vice-President - Open  
Secretary - Open  
Treasurer - Open  
Membership - Open  
Past President – Suzanne Haffey

## **Ex-Officio Board Members:**

Gourdzette Editor – Open  
Website Guru - Open

## **Board of Directors:**

We have 6 Board of Directors and will have 2 openings this year. The Board of Directors serves a 3 year term. The current Board of Directors are:

Bill Willibey (2013-2016)  
Cheryl Trotter (2011-2013) – Open  
Ethel Virgin (2012-2015) – Open (Ethel is resigning as of this year 2013)  
JoAnne Richardson (2012-2015)  
John Flewharty (2013-2016)  
Shelia Guidry (2013-2016)



## 2013 Lone Star Gourd Festival Class List October 18-20, 2013



### Our 2013 classes are now open for registration!

Join our award-winning gourd artist teachers at our new festival location, the Pioneer Museum in downtown Fredericksburg, Texas. Classes will be filled on a first come basis so submit your class registration form and reserve your space now.

Class registration forms are available at <http://www.texasgourdsociety.org/Class-Application.html>. For more detailed information, including descriptions of the class, materials to be provided by the instructor, and materials you should bring to a class, please visit our website page <http://texasgourdsociety.org>. If you have questions regarding classes, or would prefer to have a class registration form mailed to you, please contact Pat Spain (cell 281-300-5013, email [patspain@att.net](mailto:patspain@att.net)).

Keep these guidelines in mind when considering classes:

- \* All classes are held outside in covered tents. Please dress accordingly.
- \* There will be no refunds for classes due to weather.
- \* Please check times carefully for all classes, as times for each class may vary.
- \* Masks are MANDATORY for all classes involving carving. Please read the list of materials you are to bring to see if a mask is required.
- \* Deadline for class registrations are October 1, 2013.

## Friday, October 18, 2013




Session: F-1  
8:00am – 2:30pm  
\$79  
**Buttons**

Judy Richie  
Skill Level: All



Session: F-2A  
9:00am – noon  
\$55  
**Gourd'geous Luminaries**

Sue Haberer  
Skill Level: All



Session: F-3A  
8:00am – 12:30pm  
\$65  
**Faux Western Leather Tooling**

Hellen Martin  
Skill Level: All



Session: F-5A  
8:00am – noon  
\$45  
**Santa Ornament**

Shelia Guidry  
Skill Level: All



Session: F-6  
8:30am – 3:00pm  
\$70  
**Wavy Raffia – Extreme Shaping w/Pine Needles**

Vickie Echols  
Skill Level: All

Friday continued on page 16



## Friday, October 18, 2013




Session: F-2P  
1:00pm – 4:00pm  
\$55  
**Gourd'geous Luminaries**

Sue Haberer  
Skill Level: All



Session: F-3P  
1:00pm – 5:00pm  
\$40  
**Rising Turtle**

Reggie Eakin  
Skill Level: Intermediate /  
Advanced



Session: F-4P  
1:00pm – 5:00pm  
\$55  
**Gourd Santa**

Shelia Guidry  
Skill Level: All



Session: F-5P  
1:00pm – 4:30pm  
\$65

**Alcohol Dyes with  
Mosaic Look**  
Barbie Holton  
Skill Level: All

## Saturday, October 19, 2013



Session: SA-1A  
8:00am – noon  
\$45  
**Seahorse Relief  
Carving**  
Reggie Eakin  
Skill Level:  
Intermediate / Adv.



Session: SA-2A  
8:00am – 12:30pm  
\$65  
**Faux Western Leather  
Tooling**  
Hellen Martin  
Skill Level: All



Session: SA-3A  
9:00am – noon  
\$  
**Filigree Gourd**

Barbara Longanecker  
Skill Level: All



Session: SA-4A  
8:00am – 1:30pm  
\$63  
**Butterfly in Flight**

Sue Haberer  
Skill Level: All



Session: SA-5  
9:00am – 3:00pm  
\$70  
**Double Handle Gourd  
Basket w/Copper Beads**  
Vickie Echols  
Skill Level: All



Session: SA-1P  
1:00pm – 5:00pm  
\$40  
**Diving Dolphin**

Reggie Eakin  
Skill Level: All



Session: SA-2P  
1:30pm – 5:00pm  
\$65  
**Radial Weaving**

Barbie Holton  
Skill Level: All



Session: SA-3P  
1:00pm – 5:00pm  
\$45  
**Santa Ornament**

Shelia Guidry  
Skill Level: All



Session: SA-4P  
2:00pm – 5:00pm  
\$55  
**So You Want to  
Start a Business**  
Hellen Martin  
Skill Level: All



Session: SA-6P  
2:00pm – 5:00pm  
\$50  
**Creating Quality Photographs  
of Gourds**  
Michael Penn Smith  
Skill Level: All

## Sunday, October 20, 2013



Session: SU-2  
9:00am – 1:30pm  
\$70  
**Woodburn & Painting  
with Glaze Medium**  
Hellen Martin  
Skill Level: All

Session: SU-3  
8:30am – 3:00pm  
\$75  
**Shell Fitted Lid  
Gourd Basket**  
Vickie Echols  
Skill Level: All

Session: SU-4  
8:00am – noon  
\$55  
**Gourd Santa**  
Shelia Guidry  
Skill Level: All

Session: SU-5  
8:00am – noon  
\$65  
**Beads in Coiling**  
Judy Richie  
Skill Level: All

Session: SU-6  
8:00am – noon  
\$30  
**Chip Carved Sunburst**  
Reggie Eakin  
Skill Level: All

### Class Registration Form

**Note: Class times do vary, pay close attention.**

#### Friday, October 18, 2013

Session: \_\_\_\_\_ Name \_\_\_\_\_ Time \_\_\_\_\_ Fee \_\_\_\_\_  
Session: \_\_\_\_\_ Name \_\_\_\_\_ Time \_\_\_\_\_ Fee \_\_\_\_\_

#### Saturday, October 19, 2013

Session: \_\_\_\_\_ Name \_\_\_\_\_ Time \_\_\_\_\_ Fee \_\_\_\_\_  
Session: \_\_\_\_\_ Name \_\_\_\_\_ Time \_\_\_\_\_ Fee \_\_\_\_\_

#### Sunday, October 20, 2013

Session: \_\_\_\_\_ Name \_\_\_\_\_ Time \_\_\_\_\_ Fee \_\_\_\_\_  
Session: \_\_\_\_\_ Name \_\_\_\_\_ Time \_\_\_\_\_ Fee \_\_\_\_\_

*Many teachers will take walk-ins if space is available, but you must register before class time. During the festival, please call either Pat Spain (512-423-5710) or Lynelle McKay (512-944-0491) to check for availability and to sign up for classes.*

**TOTAL DUE \_\_\_\_\_ (please make checks to Texas Gourd Society)**

**Please fill out all information below. Print clearly. We need this information so that we can confirm your registration.**

Name \_\_\_\_\_  
Address \_\_\_\_\_  
Email \_\_\_\_\_ Phone \_\_\_\_\_

Make check payable to Texas Gourd Society and mail to:

**Pat Spain  
8508 Bowling Green Drive  
Austin TX 78757**

# *New Feature! Gourdipedia*

*Interesting and educational information on gourds.*

## PLANTING A GOURD IN A CONTAINER - PART TWO

Contributed by Cathy West

In the last Gourdzette Gourdipedia I featured an article on how to plant a gourd in a container. I have done this the last few years and had great results. In fact in the 2012 TGS Festival , I won a second place ribbon for 3 of a kind green gourd. Unfortunately I have to report that because of the drought we had this year in Texas, a lengthy vacation, and a failure to water by my house sitters my container gourd did not make it. However, last year I tried water rotting my green gourds and threw out the seeds in a small (6' X 8') grassy area and this year had volunteers come up. And wow did they produce. So I guess the moral of the story is never count your gourds before they bloom and never underestimate the power of **VOLUNTEERISM.**





# KID'S KORNER

GERRY FLEWHARTY  
Contributing Editor:

## TURKEY BIRDHOUSE CENTERPIECE

### MATERIALS NEEDED:

**1 Bottle gourd, approximately 10-inches tall with a flat bottom**

**Acrylic paint - red, white, black, brown**

**Paint brush – 1/2-inch flat**

**Small dish with water**

**Sanford Sharpie permanent black marking pen**

**Raffia – 20 strands (can use mixed colors)**

**Glue - wood, carpenters or super**

**Pencil**

**Masking tape**

**String – about 8-inches long**

**Hand saw, X-acto or jigsaw**

**Polyurethane or varnish (apply with brush or spray)**

### INSTRUCTIONS:

\*Select a clean dried gourd. Use a pencil and draw a circle about 1-inch in diameter for the entry into the birdhouse. Draw eyes, wattle (below eyes), apples, gourds, and feathers on each side of the turkey. Cut out the circle using a saw. Ask an adult to supervise the cutting. Mark a triangle-shape on the cut piece of wood (leftover from circle) to form a beak. Cut. Glue beak below the eyes.

\*Clean inside of birdhouse using an old spoon with a long handle to remove seeds and pulp. Save the seeds to plant next spring to grow your own gourds. Avoid breathing the dust and mold inside the gourd.

\*Outline the pencil lines for designs and turkey face with the black permanent marking pen. Paint the apples red, apple stems brown, eyebrows black, eyes white, beak yellow, stem red and wattle red. Clean brush in water after using. Dry. Add a second coat of paint to these areas. Dry. Add a black dot in the center of each eye and white dot designs on the apples. Dry. Write “give thanks” in pencil and outline letters with permanent marking pen. Make letters bold so they can be easily read.

\*Cut 20 strands of raffia 19-inches long. Make a loop by holding two ends together. Hold 10 loop strands together and wrap with masking tape about 2-inches above the cut ends. Make four bundles (10 strands each). Tie bundles together with string. Glue the tied bundles on the back of the turkey (approximately 3-inches above the bottom of the gourd) to form the tail.

\*Seal with polyurethane or varnish to preserve. Use as a Thanksgiving centerpiece or as a birdhouse after Thanksgiving.

-Enjoy!-



# Save the Date

## And Spread the Word!

The Texas Gourd Society presents

### LONE STAR gourd festival 2013



Best of Show 2012 - Cal Stew

**OCTOBER**  
**18TH. 20TH, 2013**

**7v New Location**  
**Pioneer Museum**  
**325 West Main Street**  
**Fredericksburg, Texas**



[www.texasgourdsociety.org](http://www.texasgourdsociety.org)

### LONE STAR gourd festival 2013

- \* nationwide gourd art competition
- \* gourd supply vendors
- \* classes w/ guest artist teachers
- \* kid's gourd craft area
- \* door prizes and raffles
- \* world-class gourd art for sale
  - sculpture
  - decorative art
  - vessels
  - functional objects
  - and more .....

### Pioneer Museum

325 West Main Street, Fredericksburg, TX 78624

Hours: 9 AM—5 PM  
Friday—Sunday

**Admission \$5**

17 & under admitted FREE with paying adult

For festival information contact: Suzanne Haffey  
[bettiesuz@yahoo.com](mailto:bettiesuz@yahoo.com) 512-431-6030



For information about gourds, gourd artists and the Lone Star Gourd Festival please visit our website at  
[www.texasgourdsociety.org](http://www.texasgourdsociety.org)

©2013 LONE STAR GOURD FESTIVAL/TEXAS GOURD SOCIETY. All rights reserved.



# UPCOMING GOURD EVENTS 2013

Sept 19-22	Florida Gourd Society annual retreat <a href="http://www.flgourdsoc.org">www.flgourdsoc.org</a>
Sept 20-22	4th Mississippi Gourd Festival - Raleigh MS <a href="http://www.mississippigourdsociety.org">www.mississippigourdsociety.org</a>
Sept 26-29	California Gourd Society - 5th Annual Davis Ranch Gourd Festival Sloughhouse CA <a href="http://www.californiagourdsociety.com">www.californiagourdsociety.com</a>
Sept 27-29	Ohio Gourd Show - Greenville OH <a href="http://www.ohiogourdsociety.com">www.ohiogourdsociety.com</a>
Sept 28-29	Georgia Gourd Society Gourdfest - Griffin GA <a href="http://www.georgiagourdsociety.com">www.georgiagourdsociety.com</a>
Oct 18-20	Texas Gourd Society Lone Star State Festival—Fredericksburg TX <a href="http://texasgourdsociety.org">texasgourdsociety.org</a>
Oct 19-20	Alabama Gourd Festival - Cullman AL <a href="http://www.alabamagourdsociety.org">www.alabamagourdsociety.org</a>
Oct 26	Indiana Gourd Society Fall Festival - Lake County Fairgrounds Crown Point IN <a href="http://www.indianagourdsociety.org">www.indianagourdsociety.org</a>
Nov 2-3	Idaho Gourd Society Festival - Boise ID <a href="http://www.idahogourdsociety.org">www.idahogourdsociety.org</a>
Nov 2-3	Virginia Gourd Festival - Stephens City VA <a href="http://www.virginaloversgourdsociety.org">www.virginaloversgourdsociety.org</a>



## ***2013 LONE STAR GOURD FESTIVAL MOVING***

The 2013 Lone Star Gourd Festival scheduled for October 18-20 will be moving to its new location at the Pioneer Museum grounds. Centrally located in downtown Fredericksburg, the Pioneer Museum grounds provide beautiful outdoor and indoor spaces to house our festival, classes, vendors, and competition. We hope our new location will draw more visitors to the festival to promote interest in and appreciation of gourds.

Please check out the website for the Pioneer Museum at

[www.pioneermuseum.net](http://www.pioneermuseum.net).



## Welcome New Members!!

Join a Patch, ask questions, volunteer and have fun.

Michael Ford  
408 Arbor Lane  
Austin, TX 78745-3135  
mikeford@austin.rr.com

Deborah Hill  
10514 Greencreek Drive  
Houston, TX 77070  
debhillart@gmail.com

Frank Janecek  
1823 FM 530  
Hallettsville, TX 77964  
frankjanecek@sbcglobal.net

## THE TEXAS GOURDZETTE IS A BENEFIT OF TGS MEMBERSHIP

If you would like to view this and back issues in color you can access them by going to the following link:

[www.texasgourdsociety.org/gourdzette-copies.html](http://www.texasgourdsociety.org/gourdzette-copies.html)

You will see a link to this issue and many of the back issues published by the Texas Gourdzette. Issues posted online are in color.



Send us your patch news and photos! If you would like to start a gourd patch in your area send us your info and we will include it in the Patch Happenings!



**Gourd related stories, events, or news to share with TGS members. Send your stories or news to the Gourdzette editor at [disn@consolidated.net](mailto:disn@consolidated.net)**

# THE TEXAS GOURDZETTE

## NEWSLETTER

### ADVERTISING RATES

AD RATES FOR 1 YEAR (4 issues) Includes a LINK on the TGS website to your website, or your email and/or phone number. Single issue ads do not receive a free website link.

Full Page AD(8.5 x 11 inches) \$60 per issue  
1/2 Page AD \$30 per issue  
1/3 Page AD \$20 per issue  
1/4 Page AD \$15 per issue  
1/6 Page AD(3 x 3.5 inches) \$10 per issue

Deadlines for ad changes are the first day of March, June, Sept. or Dec.

#### AD RATES PER ISSUE

Single issue ads will run slightly higher if you do not go with a full year – and, do not include a free link listed as “Gourd-zette Advertisers”.

Full Page AD(8.5 x 11 inches) \$70 per issue  
1/2 Page AD \$35 per issue  
1/3 Page AD \$25 per issue  
1/4 Page AD \$18 per issue  
1/6 Page AD(3 x 3.5 inches) \$12 per issue

Deadlines for ad changes are the first day of March, June, Sept. or Dec.

Check should be made payable to:

The Texas Gourd Society  
and mailed to:  
1518 Airline Drive, Katy, TX 77493

GOURDZETTE EDITOR  
Cathy West  
281-391-9327  
disn@consolidated.net

## ANNUAL MEMBERSHIP

### TEXAS GOURD SOCIETY

The Kappa Chapter, TEXAS GOURD SOCIETY (TGS) is part of the American Gourd Society (AGS). Membership benefits of TGS include quarterly newsletters called THE TEXAS GOURDZETTE, source information for seeds, gourds, educational materials, show information, tools, seminars, workshops, meetings, horticulture, demonstrations, ideas for embellishing and more. Texas is divided into regions called “TGS Gourd Patches”. Dues for TGS members are \$12 per year, expiring Dec. 31. Two state meetings are held: one in Spring and one in Fall.

#### TGS ANNUAL MEMBERSHIP FORM

Name \_\_\_\_\_

Address \_\_\_\_\_

City \_\_\_\_\_ State \_\_\_\_\_ Zip \_\_\_\_\_

Phone \_\_\_\_\_ Email \_\_\_\_\_

#### Membership (Circle One)

New Member Amount Enclosed

Renewal \$12 renewal

**\$12 TGS MEMBERSHIP RENEWAL STARTS JANUARY FIRST EACH YEAR.**

**DUES FOR NEW MEMBERS JOINING IN LATER MONTHS ARE PRORATED: JAN \$12, FEB \$11, MAR \$10, APRIL \$9, MAY \$8, JUNE \$7.**

**TO COVER CURRENT + FOLLOWING YEAR: JULY \$18 (12+6), AUG \$17, SEPT \$16.**

Please mail payment and completed form to:

**TEXAS GOURD SOCIETY**  
**7606 Ledbetter**  
**Arlington, TX 76001**

Make checks payable to: Texas Gourd Society, Inc.



Texas Gourd Society, Inc. Vol. 18-3  
1518 Airline Drive  
Katy, TX 77493  
Address Correction Requested

## AGS COLLECTION OF DUES

To join or renew American Gourd Society membership, pay \$15 directly to AGS at P.O. Box 2186 Kokomo, IN 46904-2186, phone 765-453-5047, or send email. Texas Gourd Society does NOT collect American Gourd Society dues. Visit website:

[www.americangourdsociety.org](http://www.americangourdsociety.org) or email [ags-membership@insightbb.com](mailto:ags-membership@insightbb.com)

Texas Gourd Society Annual Dues Payment of \$12 will be paid each year by TGS members. Membership will expire December 31 each year. Note new mailing address.

**TEXAS GOURD SOCIETY**

**7606 Ledbetter Rd**

**Arlington, TX 76001**

See details above or on the TGS website at:

[www.texasgourdsociety.org](http://www.texasgourdsociety.org)