



THE TEXAS GOURDZETTE

THE NEWSLETTER OF THE KAPPA CHAPTER OF THE AMERICAN GOURD SOCIETY

VOLUME 15, ISSUE 3

SEPTEMBER 2010

Inside:
Classes at TGS
Patch News
and more!!



Gourd Art



Competition



Growers

got gourds?



Classes



Raffle



Kid's Corner

Texas Lone Star Gourd Festival • October 15-17, 2010 • Fredericksburg, TX



Joe Pritchard, President

President's Message - by Joe Pritchard

Time is rushing toward our 2010 Lone Star Gourd Festival in Fredericksburg, TX. Show dates are October 15-17, with setup on October 14. Classes are being offered all four days. I encourage everyone to sign up for at least one class. Our teachers are sharing their knowledge, ideas, and skills with us – we should take advantage of their generosity in doing so. Several of our instructors are first time at the Lone Star Gourd Festival, so let's show them Texas hospitality. We have classes for all skill levels, from beginning to advanced, so there is something for everyone. Several classes have already met the minimum and will definitely be held. Those classes that do not meet the minimum number of students as established by the individual instructors will be cancelled after September 15. If you have signed up for a class that is cancelled, you will be contacted and hopefully you will take an alternate class.

Everyone should enter one or more pieces of gourd art in the competition. Linda Baker and her committee have done a wonderful job of re-vamping the division and class designations. We should have a great competition this year! Art for the competition will be taken in Thursday October 14 from 1:00 pm to 5:00 pm; try to get yours in early so they can get everything organized by 5:00. At about 5:00 pm, we will have a VIP select his/her choice for the VIP award. Following that selection, Linda has a group of judges who will spend their evening determining awards. That way, everything will be ready for show opening Friday morning at 9:00 am.

The banquet and fall business meeting will be Saturday night at the Herman Sons Hall, same location as the last two years. We will have the final details on the dinner ready in a few days. All of the information and reservation instructions will be posted on our website www.texasgourdsociety.org and I will also send an email to all members whose email address we have. We will also send a post card reminder as show time gets closer. Be sure to attend the dinner and business meeting because we will be electing a slate of officers for 2011. Judy Richie and the Nominating Committee are finalizing that list; of course, as usual, we will accept nominations from the floor at the meeting.

Volunteer to help us set up Thursday and get a FREE BBQ DINNER! Anyone who assists in setting up TGS areas (competition tables and curtains, class area in the pavilion, and various other TGS booths) and spends at least two hours helping us will get a BBQ dinner (brought in to the fairgrounds) starting about 4:30 pm Thursday. The competition judges will also get the BBQ dinner. As a show of appreciation for our vendors who are supporting TGS, they will also be invited to eat with us.

Be sure to purchase several tickets for our "Texas Farm and Ranch Life" raffle gourd; the drawing for that gourd will be Sunday afternoon October 15, 2010, at 3:00 pm. Good luck!

The Wesley Gallery in Dripping Springs, TX, will host a Gourd Art Show September 11-12, 2010. Participant fee is \$10 per artist. All proceeds go to the artist. An artists' reception will be held Friday evening, September 10. Please contact Lynda Smith at lyndabethsmith@gmail.com or 512-524-7897 if you wish to participate in this first-ever gourd event for this gallery. Gallery contact information may be found at <http://www.wesleygallery.com> or telephone 512-858-9758 or toll free at 888-224-3644. The gallery is located at 27008 Ranch Road 12 South, Dripping Springs, TX 78620.

The Copper Shade Tree Gallery in Round Top, TX, will host "From the Vine" September 18 - October 10, 2010; this is a unique gourd show that focuses on the artwork created by five Award Winning Gourd Artists throughout Texas. The artists included in the show are: Julie Birky, Darla Hines, Sylvia Gaines, Mike Peyton, and Judy Richie. Every one of these artists is a Fine Craft award winner. Visit their website at www.coppershadetree.com

On a sad note, Eugene Endicott passed away in early August. Eugene was active in TGS and has been very active in the American Gourd Society. Eugene's wife Elaine is Secretary for AGS at this time. Eugene's obituary as obtained from the funeral home's website may be seen on page 18 in this newsletter. TGS, AGS, and the gourd world will miss Eugene. We plan to have a memorial at the festival for Eugene, as well as for Ramon Williams and Sally Schmidt, two other TGS members whom we have lost this year.

Let's all pull together to make this the very best yet Lone Star Gourd Festival!

See you in Fredericksburg!

Joe Pritchard

TGS President

Index

Advertising	3,5,7,8,9,13,14,15,16,18	TGS Member Gourd Growers	6
Class Offerings at Lone Star Gourd Fest	10-12	2010 TGS Farm & Ranch Gourd	7
Membership Dues	20	TGS Advertising Rates	19
New TGS Members	9	TGS Gourd Patch Happenings	4, 5
Loufa Gourds & Recipe	14	TGS Officers & Directors	3
President's Message	2	Upcoming Events	19

On the Cover: 'got gourds?' Yes we do! Join us at the 15th Annual, Lone Star Gourd Festival in Fredericksburg, TX Oct. 15-17! There's something for every member of the family - Classes, Competition, Vendors, Kid's Corner, Gourd Growers, Artists booths and a Raffle. Classes will actually start on Oct. 14, and the Festival open to all will run from Oct. 15-17. We'll have a TGS members' banquet and officer elections on Saturday night. So 'got gourds?' you 'betcha.



Purpose:

The Purpose of the Texas Gourd Society is to promote interest in and appreciation of gourds, both to our membership and to the general public. We will do this by sharing information through education, meetings, festivals and shows related to the culture, history, uses, crafting and artistry of gourds.

2010 TGS Executive Board

Officers

President – Joe Pritchard	stormy7606@hotmail.com	817 909-2814
Vice President – Judy Richie	judyrichie@yahoo.com	830 257-8939
Secretary – Sue Haberer	shaberer47@gmail.com	806 523-9092
Treasurer – Lynda Smith	lyndabethsmith@gmail.com	512 524-7897
Membership – Gerry Flewharty	2flews@flash.net	214 341-2614
Past President – Bill Willibey	willibey@sbcglobal.net	832 288-3207

Directors

Robbie Pritchard	robbiesgarden@hotmail.com	817 905-3178
Tom Hornsby	tom@bayougourds.com	318 640-4818
Ethel Virgin	ethelvirgin@peoplescom.net	903 862-3282
Betty Kent	bettykent@sbcglobal.net	512 257-9990
Michael Cosgrove	mcosgrove@hughes.net	979 921-0538
Don Vyskocil	dvyskocil@sbcglobal.net	281 970-3721

Gourdette Editor

Sylvia Gaines	slgaines@isp.com	903 891-8405
---------------	------------------	--------------

Historian

Joe Pritchard	stormy7606@hotmail.com	817 909-2814
---------------	------------------------	--------------

Sawdust Connection, LLC

The Woodburning Specialists

Woodburning tools & supplies by the leaders in the industry,
Nibsburner & Razertip including starter kits just for gourd artists



**The Gourd Saw, Microlux
mini gourd/cross saw,
Proxxon mini Jig Saw, ac-
cessories & starter kits**

Gourd cleaning tools

**Hand tools, files, sanding
sticks & refills**



CA adhesives

Seagrass

**Memories gourd ink dyes,
metallic gourd ink dyes &
starter kits**

**Microbrush, detail
brushes & applicators**

**Paint, shimmer, colorant,
varnishes, mediums**

**Embossing powders &
supplies**

Visit our website:

**Free online Gourd &
Pyrography tutorials**

And much more!



www.GourdSupplies.com

505-506-3558

Email: Nedra@GourdSupplies.com

TGS GOURD PATCH HAPPENINGS

TGS CAPITAL OF TEXAS GOURD PATCH - Austin, TX area CONTACT: Suzanne Haffey, bettiesuz@yahoo.com 512 431-6030

Karen Hobbs hosted our meeting in August at her studio in Driftwood. She taught us how to basket weave on a gourd. Everyone brought a gourd that they had prepared and Karen supplied the weaving materials. At the beginning of the project, it was like wrestling with an octopus. Karen assured us that once we got underway, it would be easier and it was. As in all gourd art, the combinations and creativity are endless. We really appreciate her hosting our meeting and teaching us her trade. She has a fabulous studio.

I will be demonstrating and promoting gourd art and the Lone Star Gourd Festival at the Fall Festival in Dripping Springs 9/25 which benefits the Dr. Pound Pioneer Farmstead that was established in 1854.

We look forward to seeing everyone in October.

**TGS WEST TEXAS GOURD PATCH - Lubbock, TX area
CONTACT: Sue Haberer - Levelland, TX 806 523-9092 or
shaberer47@gmail.com**

No news at this time.

TGS EAST TEXAS PINEY WOODS GOURD PATCH- East TX area CONTACT: Pam Word havnwords@peoplepc.com 903 663-0017 Piney Woods web site <http://www.geocities.com/pwgourds/patch.html>

Currently inactive.

TGS HEART OF TEXAS PATCH - Waco, TX area CONTACT: Bob Schuetze at 254 772-4519

Currently inactive.

**TGS COWTOWN PATCH - Ft. Worth, TX area CONTACT: Barb Petroski 817 249-2929 lunarwind7@aol.com or
Becky Wise 817 726-6653 db.wise@me.com website: <http://www.angelfire.com/tx5/cowtowngourdpatch>**

Becky & I took a Zentangle® class at the Irving Center for the Arts and we've been Zentangling ever since. Zentangles are essentially "doodles" but have been redefined and the art form and method is copyrighted by Rick Roberts & Maria Thomas. You can Zentangle® on anything. We've found it easier to start with small gourd pieces cause we're too chicken to work on a whole gourd. Sharon brought us some wonderful embossing pens another Sunday. Its great to sit under the trees with a breeze and visit. Now we've cancelled the September meeting because of the holiday. And in October we will meet the 1st SATURDAY because there is another event at the location of our meetings and and we hope to attract some "gourd" attention that way.

**TGS GUADALUPE GOURD PATCH - Hill Country, TX area CONTACT: Bob Richie brichie@krc.com 830 357-8939 or
Judy Richie at judyrichie@yahoo.com**

The Guadalupe Gourd Patch met at Judy Richie's home on July 17. We worked on ornaments that will be for sale at our booth at the Lone Star Gourd Festival in October. Our booth will be located next to the entrance to the Competition room, since Linda Baker, one of our members, is the Chair of competition. Several of our members will be helping Linda during the show. We are also planning on having something for TGS to raffle at the show. Our next meeting is September 11 at 10am at the Richie's home. As usual, everyone brings a great dish to share for our potluck lunch. Come and join us if you are in the area.

**TGS ARLINGTON GOURD PATCH - Arlington, TX area CONTACT: Cindi Creswell cidnboo@att.net 817 244-0135
email arlingtongourdpatch@hotmail.com website www.freewebs.com/arlingtongourdpatch**

Summer is finally taming its hot head and we welcome the hint of Fall. Our members are coming back from a 2 month break. I regret to report within that time we lost our beloved friend and artist Sally Schmidt. She embraced gourds with a passion and craft. A talented beader and weaver she married her designs with gourds. We truly miss her earthly presence.

The group will be getting ready for the October Gourd Show, then our end of the year celebration. On September 25, we will participate at the Arlington Historical Society Fair. Demonstrating gourds and selling our wares. Time is fleeting, so join us for a hands-on experience the third Sunday in September and November at the Fielder Museum . Remember in December we celebrate with our families.

**TGS SOUTHEAST TEXAS GOURD PATCH - Houston, TX area CONTACT: M.A. Koepke
gfheleraussie@yahoo.com 281-579-7548 website www.artisanart.biz/tgs_southeast**

The Southeast Texas Gourd Patch met at the Copperfield Hobby Lobby on Saturday, June 12th, where we completed a
(next page)



Members of the COT gourd patch proudly display their creations at the studio of Karen Hobbs.

Name Badge contest, started back in March. There were some very well made badges on display, but Claire Cassan's badge won. She was awarded five raffle tickets for the TGS Farm and Ranch gourd. Afterwards, our guest speaker, Toni Davis, discussed tips and tricks to help operate a small business successfully. Everybody there gained useful information. The patch took a break in July, but we met again on August 14th at the home of Bill and Clara Willibey, where Cathy West taught everyone Sylvia Gaines' method of faux leather tooling on a gourd. The Willibey's provided lunch and refreshments, and some members brought additional food to go with lunch. Several members had their wood burners, others had paint and brushes, and Cathy provided some patterns for those who didn't have any. By the end of the meeting, everyone participating was well on their way to creating a nice piece. Thanks go to the Willibey's for opening their home, and thanks to Cathy for teaching us. And a special thanks to Sylvia Gaines for sharing this tutorial and the great technique with us. We're meeting at Claire Cassan's house next month for a demo. We're all hoping for a little cooler weather.



Clara Willibey and Cathy West discuss different patterns.



Some of the badges entered in the June contest.



Cathy West demonstrates the Faux Leather Tooling technique.



Claire Cassan's winning badge entry.

TGS DALLAS GOURD PATCH - Dallas, TX area CONTACT: Sylvia Gaines 903 891-8405 slgaines@isp.com or Pat Duncan 972 463-8668 pdunk8@msn.com

The DGP did not meet in June or July. In August we had one of the largest turn outs ever! After our general meeting, we had an informational tool exchange to familiarize new members as well as regular members with gourd tools. We had tons of gourd art for our 'show and tell' and with our new members and visitors the meeting was a big success. We'll meet again in Sept. for a general meeting but no demonstration. In Oct. we don't hold a meeting because of the Festival. We all are looking forward to the Festival and hope to see you there!

REDCLOUD ORIGINALS

FINE GOURD ART BY JUDY RICHIE



Stop by our booth at the **Lone Star Gourd Festival** and say hello. We will have, not only gourd art, but an assortment of supplies for your gourds.

- Naturally shed antlers
 - Dried botanicals
 - Natural pine needles
 - Unbraided sea grass
 - Dyed pine needles
 - Ready to use TransTint dyes - A lightfast alcohol dye that is perfect for staining gourds and the Alcohol Dye Technique.
 - Turquoise and other gemstone beads and Cabochons
 - Conchos - perfect for faux leather tooling
 - Tutorials
- ... and, more!

Bob and Judy Richie

Competition Rule Correction!!

“There is a correction in the qualifications for Division 3 in the Competition Guidelines and Rules for the TGS Lone Star Gourd Festival, Page 4. It should read: ANYONE may enter Division 3. However, those who have, over a period of at least 3 years, won numerous blue ribbons in divisions other than Novice or have won top awards should be entering into Division 3. If you have won a Best of Show or a Texas Award ribbon, you belong in Division 3.”

TGS Member Gourd Growers

Let us know if you belong on this list!

JS Gourds

Jack & Sarah Calender
15566 CR 3110
Gladewater, TX 75647
903 845-3695
jsgourds@hotmail.com

Dancing Feather Studio

Diamond Y Farm
Charlotte Duke-Weisley
1342 State Hwy 95 South
Smithville, TX 78957
830-8394220
weisley@gvtc.com

Daspit Gourds

Jim & Betsy Daspit
3778 Hwy 75 North
Madisonville, TX 77864
936-348 9433

Bayou Gourd Farm

Tom and Zeldia Hornsby
P.O. Box 4601
Pineville, LA 71361
318 445-3969
www.bayougourds.com

Carolina Gourds and Seeds

Harry Hurley
259 Fletcher Ave
919 557-5946
Fuquay Varina, NC 27526
harryhurley@hotmail.com
www.carolinagourdsandseeds.com

: Quarry Farm Gourds

: Anna Miller
: 12091 Eagleville Rd.
: North Baltimore, OH 45872
: 419 257-2597
: www.quarryfarmgourds.com

: Clausen's Gourd Farm

: Roger & Debbie Clausen
: 5835 East Line Rd.
: Whitewright, TX 75491
: 903 364-5475
: dclausen82@msn.com

: Amore Gourd Farm & More

: Roger & Josie Magee
: 1849 CR 340
: Knippa, TX 78870
: 830 934-2748
: jhmagee1019@yahoo.com

: Gay Hill Gourd Farm

: Carl & Cindy Weems
: 303 Gilmore Rd.
: Brenham, TX 77833
: 979 277-0329
: cweems@earthlink.net

: Jack's Grain & Gourds

: 14105 Rowley Rd.
: Durand, IL 61024
: 815 7214531
: jacksgrainandgourds@stateline-isp.com

: Gourd Mill

: Dorothy Miller
: 789 CR 146
: San Saba, TX 76877
: 325 372-5210
: dmiller@centex.net

: Gimbel Gourd Farm

: Johnny Gimbel
: 564 CR 360
: LaVernia, TX 78210
: 830 253 8404

: Spaeth Gourd Farm

: Mag & Dayton Spaeth
: 5397 Tri-County Rd.
: Mason, TX 76856
: 325 265-4377
: dspaeth@hctc.net

: Rising Dawn Gourd Farm

: Gay Wright
: 174 Kellar Rd.
: Smithville, TX 78957
: 512 360-2023
: alcyone@cmyfarm.com

ATTENTION!


Gourd buyers, please try to contact the Growers on this list before you visit them. They can give you the hours that they are open and can tell you the type of gourds they grow as well as the amount of gourds they have available. It might save you a trip and the frustration of not finding them at home.

“Texas Farm & Ranch Life”

Buy your gourd raffle tickets NOW!

\$1 each

Time is running out! Oct. 15-17, at the Texas Gourd Festival will be the last days you can purchase tickets to win this beautiful, one-of-a-kind, raffle gourd. Created by patch members of the Texas Gourd Society, each section depicts a scene relative to the area of Texas that each patch is in. This ‘gourdgeous’ work of art would be a FANTASTIC addition to any gourder’s collection. Don’t miss out on your chance to own this magnificent piece created by your fellow TGS members. This is the last in a series of years that TGS has created these raffle gourds. The “Texas Farm & Ranch” gourd will be raffled this year at the 2010 Lone Star Gourd Festival on Oct. 17th in Fredericksburg, TX. You need not be present to win.



This beautiful gourd is currently on display at the Southwest Gourd Fine Art Show in Kerrville at the Kerr Arts & Cultural Center.

Carolina Gourds and Seeds

Visa, MasterCard, Checks, money orders accepted.

- Seeds:** 30 varieties of gourd seeds.
Hand pollinated / protected and seeds grown in field isolation. \$2.00 to \$3.00 per pack.
- Gourds:** Thick shelled martins, apples, cannonballs and more.
- Books:** Gourd craft and gourd art books. 46 titles in stock
Also check for sale items.
- Fiebings Leather dye & bottle holder:** 29 colors in stock
- Gourd Supplies, Tools, Gourd Craft Videos, Kaleidoscopes and more.**

Harry Hurley 259 Fletcher Ave, Fuquay Varina, NC 27526
Phone: 919-557-5946 Email: harryhurley@hotmail.com
<http://www.carolinagourdsandseeds.com>

BETSY'S #1 RULE OF GOURDING: GET OUT OF YOUR BOX!



**Find all the tools, supplies and embellishments
you need to let your inspiration soar!**

Power Carving, Woodburning & Hand Tools

MasterCarver
BurnMaster
Microlux Gourd Saw
Microlux Sander
Beading Tools
Hand Tools

Accessories & Supplies

Duragrit Tungsten Carbide Burs
Professional Diamond Burs
Sanding Disks
Saw Blades
Betsy's Famous Glue Bottles
Bead Bowls
Adhesives
Waxed Linen

Embellishments

Handmade Papers
Leafing
Danish Cord

Painting & Dyeing

Luminarte Radiant Rain
Luminarte Primary Elements
Dyes

**INVENTORY REDUCTION SALE -
MOST ITEMS 30-50% OFF!**

Wirelace
Feathers - dyed pelts, loose, strung & natural



This is just a small sampling of
the products available at

www.galaxygourds.com

If you don't see it - ask! Contact
Betsy Roberts at gourdprincessb@yahoo.com



New Members Welcome!

Join a Patch, ask questions, volunteer and have fun!

LIZ FISHER
P.O. Box 30
Goldswaite, TX 76844
512-426-8840
lfisher19@verizon.net

MARYLOU TRANTHAM
1102 Dover Pass
Cedar Park, TX 78613
512-331-6383
Mltrantham3@gmail.com

DAVID CHESTNUT
913 Sweet Water River
Austin, TX 78749
512-906-9172
davidchestnut@ymail.com

CARSON GATES
200 S. Gardner St.
Falfurrias, TX 78355
361-455-6507
gates1@stx.rr.com

PHYLLIS C. HUNTER
4107 Houghton Ct.
Sugar Land, TX 77479
281-565-2330
phyllischunter@aol.com

VICKI B. LUTHER
113 Spring Branch Dr.
Kerrville, TX 78028
830-792-3240
drsagefan@aol.com

SUE BROGDON
12335 E. Los Reales Rd.
Tucson, AZ 85747
520-647-3146

BETH MOSIER
3825 N. Bridge St.
Brady, TX 76825
325-456-6530
bmossier76825@gmail.com

ROSA L. SEMIEN
6858 Roxbury
Houston, TX 77087
713-530-8823
rsemien@sbcglobal.net

RUEYMIIN CHUNG
3624 Short Horn Ln.
Round Rock, TX 78665
512-291-6571
Rchung04@yahoo.com

DE LORIA REDUS
320 S. W. 34th St.
Paris, TX 75460
903-784-2479

R.D. CURTIS
601 Prairie Ave.
Cleburne, TX 76033
817-645-3753

VIVIENE BELZA
155802 Marble Bluff Ln.
Houston, TX 77049
932-859-1236
vivienedesigns@gmail.com

Parking and Admission at the Lone Star Gourd Festival

Changes this year:

Entrance for everyone will be at the main gate to the Fairgrounds. Everyone will pay their entrance fee at the gate - we will have a shelter set up inside the fence. You will receive a wristband at that time. This includes those taking classes at our educational area.

Parking for everyone will be outside the fence by the main entrance gate. Only vendors will be allowed to park inside the gate near the building.

Special provisions will be made for those who need to park closer to the events building due to mobility impairments.

GROW GREAT GOURDS!



Over 50 varieties of hand-pollinated, true-to-type gourd seeds.

Send a SASE for a descriptive list of our prize-winning gourds.

QUARRY FARM GOURDS

Anna Miller
12091 Eagleville Road
North Baltimore, OH 45872
419-257-2597
www.quarryfarmgourds.com

Class Offerings


Lone Star Gourd Festival 2010

















Shown below are photographs of projects for classes to be offered in Fredericksburg Oct 14-17, 2010. For more detailed information, including descriptions of the class, materials to be provided by the instructor, and materials you should bring to a class, please visit our website page http://texasgourdsociety.org/2010_Class_Listing.pdf.

It is suggested that you contact Judy Richie (Phone 830-257-8939, email judyrichie@yahoo.com) before you submit your application for classes.

Application form for classes may be found at http://texasgourdsociety.org/2010TGS_Class_Registration_Form.pdf
Keep these guidelines in mind --

- All classes are held outside in a covered pavilion. Please dress accordingly for the weather.
- Please check times carefully for all classes, as times may vary.
- Masks are MANDATORY for all classes involving carving. Please read the list of materials you are to bring to see if a mask is required.
- A few classes list "Material Fees." Those are to be paid to the instructor at the beginning of the class.
- Most classes accept walk-ins at class time, if space is available. A few classes are not accepting walk-ins, due to the amount of preparation time and materials required for the instructor. Please read the class description to see if walk-ins are accepted at class time.
- At the time of the festival, you may check for class availability for walk-ins, for class location, and other questions by going to Judy Richie's booth. Her booth is located immediately inside the entrance to the Gillespie County Fairgrounds building.

			
Thurs Oct 14 – 9:00-5:00 \$60 Sea Grass Enhancements on Gourds Sue Brogdon Skill Level – Begin to Inter	Thurs Oct 14 – 11:00-4:00 \$65 Hammered Copper Shards Kristy Dial Skill Level - All	Thurs Oct 14 – 11:00-1:00 \$25 Gourd Basics 101 Sue Haberer Skill level – Beginners	Thurs Oct 14 – 11:00-4:00 \$55 Faux Leather Tooling Sylvia Gaines, Instructor Skill level - Intermediate
			
Thurs Oct 14 – 11:00-3:00 \$55 Coiling With Antler Judy Richie Skill level – All	Thurs Oct 14 – 11:00-4:00 \$65 Coiling on the Body of a Gourd Barbie Holton Skill Level - All	Fri Oct 15 – 8:00-noon \$65 Carved Zuni Bear with Metal Coating and Patinas Judy Richie Skill level - ALL	Fri Oct 15 – 8:00-noon \$55 Let's Add Texture Hellen Martin Skill level - Beginners

			
Fri Oct 15 – 8:00-noon \$55 Wire Wrapping Jack DeNina Skill Level - All	Fri Oct 15 – 8:00-noon \$45 Abstract Weaving With Small Antler Patty Sorensen Skill Level - All	Fri Oct 15 – 8:00-noon \$45 Cutting Design on Cannon Ball Gourd Bert Petrie Skill Level - All	Fri Oct 15 – 1:00-5:00 \$50 Philodendron Coiling With A Twist Patty Sorensen & Darla Hines Skill Level - All
			
Fri Oct 15 – 1:00-5:00 \$55 Industrial Metal Coatings & Various Patinas Hellen Martin Skill level - Beginners	Fri Oct 15 – 1:00-5:00 \$65 Pyrography Sampler Barbie Holton Skill Level - All	Fri Oct 15 – 9:00-5:00 \$65 Ammonite Gourd Sue Brogdon Skill Level - Intermediate	Fri Oct 15 – 9:00-4:00 \$75 Reptile Finish Technique Pamela Gilde Skill Level - Beginners
			
Fri Oct 15 – 9:00-4:00 \$55 Color Pencil on Gourd Sylvia Gaines Skill Level - Intermediate	Sat Oct 16 – 8:00-10:00 \$25 Gourd Basics 101 Sue Haberer Skill level – Beginners	Sat Oct 16 – 8:00-noon \$55 Faux Leather Tooling Sylvia Gaines Skill level – Intermediate	Sat Oct 16 – 8:00-noon \$55 Wood burned Egg Feather Gourd Bill Decker Skill level -- All, but with basic understanding of wood burning
			
Sat Oct 16 – 8:00-noon \$45 Inlayed Pendant Claire Cassan Skill Level - All	Sat Oct 16 – 8:00-noon \$65 Copper Finish with Wire Trim Pamela Gilde Skill Level - Beginner	Sat Oct 16 – 8:00-noon \$55 Pyrography – Quail Hellen Martin Skill Level – Beginner and Intermediate	Sat Oct 16 – 1:00-5:00 \$65 Verdigris Bowl with Foil Application Pamela Gilde Skill Level - Beginners

			 <div>CANCELLED</div>
Sat Oct 16 – 1:00-5:00 \$65 Burlap Embellishment Barbie Holton Skill Level - All	Sat Oct 16 – 1:00-5:00 \$55 Pyrography & Watercolor Flowers & Leaves Hellen Martin Skill Level - Beginners and Intermediate	Sat Oct 16 – 1:00-5:00 \$45 Cutting Design on Cannon Ball Gourd Bert Petrie Skill Level - All	Sat Oct 16 – 8:00-5:00 \$75 Gourd Top Tree Darla Hines & Patty Sorensen Skill Level - All
			
Sat Oct 16 – 9:00-5:00 \$65 Pine Needle Couching Sue Brogdon Skill Level - Beginner to Intermediate	Sun Oct 17 – noon – 3:00 \$45 Stopper Gourd Lid Lynda Smith Skill Level - All, including beginners	Sun Oct 17 – 10:00 – 3:00 \$65 Verdigris Vessel with handmade Paper Inlay Pamela Gilde Skill Level - Beginner and Intermediate	Sun Oct 17 – 9:00 – 3:00 \$60 Focus on Agates Sue Brogdon Skill Level - Beginner to Intermediate
		<div> NEWS FLASH!!!! “Please note: The deadline for pre-show registration for classes is Oct. 1. Also, classes not meeting their minimum by Sept 15. will be cancelled. So, please make your registrations as early as possible to get the classes that you want. There may be classes available for walk-ins at the show, if space is available.” </div>	
Sun Oct 17 – 9:00 – 1:00 \$55 Coiling With Nature Judy Richie Skill Level - Beginner and up	Sun Oct 17 – 9:00 – 3:00 \$65 Carved Turtles or Maiden Kristy Dial Skill Level - All		

OFFICER ELECTIONS!

Held during the members Banquet, Sat. Oct. 16, 6:00 pm at the Herman Sons Hall. Come to the banquet to eat and win door prizes and vote on new officers. If you have a candidate in mind, you can write them in on the ballot.

FROM THE VINE

The Copper Shade Tree Gallery
in Round Top, TX, will host

"From the Vine"

September 18 - October 10, 2010

This is a unique gourd show that focuses on
the artwork created by five Award Winning
Gourd Artists throughout Texas.

The artists included in the show are:

**Julie Birky
Darla Hines
Sylvia Gaines
Mike Peyton
Judy Richie.**

Meet the Artists
Sat. Sept. 18, 2010 2pm - 5pm
Refreshments will be served.

Visit the gallery website at
www.coppershadetree.com

Copper Shade Tree

A Fine Craft Gallery

206 E. Mill St.

Round Top, TX 78954

BAYOU GOURD FARM

"Excellence Is Our Standard"



**A wide variety of gourds & seeds
READY TO SHIP!!**

tom@bayougourds.com
zelda@bayougourds.com

**Tom & Zelda
Hornsby
P.O. Box 4601
Pineville, Louisiana 71361
(318) 445-3969
www.BAYOUGOURDS.com**

www.turtlefeathers.net

Angelus Leather Dyes

39 colors - 3 ounce and pint bottles.

InLace Liquid Inlay System

Kits available in Small and Large sizes.

Nuggets and Granules available in two sizes.

Optima Woodburners and pens.

Proxxon jigsaw package. Everything you need.

Large selection of tools, supplies, and books.

Oil Lamps

828.488.8586

QuickWood

Luffa Gourds

By Joe Pritchard

Luffa gourds are sometimes called vegetable sponges, sponge gourds or dishrag gourds. The soft, fibrous interior is a sponge. When dried, cleaned and properly prepared, Luffas may be used as bath sponges, mitts, or pads. They may also be used to make soap.

Luffa gourds require the longest growing season of all gourds – they require at least 110 days to mature. Luffa gourds average 12” to 18” long; they benefit tremendously by growing them on a trellis.

The Luffa flowers and fruits are soft and edible when young and are sometimes cooked and eaten like squash or okra (see recipe at right). Luffa has been an important food source in many Asian cultures. The leaves and vines should not be eaten.

You should scrape the Luffa seeds with an emery board or sandpaper and then soak the seeds overnight in room-temperature water. Luffas should be planted in rows 6 feet to 9 feet apart and the plants should be 4 feet to 5 feet apart within the rows. Luffas have yellow flowers – like the ornamental gourds – and bloom during the day. Hard-shell gourds have white flowers and bloom at night.

Luffa gourds should be left to dry on the vine. Water evaporates through the skin of the gourd. They will discolor and become a dark brown as they dry. Gourds will also become extremely light-weight as the water evaporates.

Do not let Luffas hang in wet weather for long periods because the sponge inside will discolor. Once the Luffa is completely dried, you are ready to harvest the sponge inside.

- cut off several inches of the stem end
- gently tap the open end against your hand to dislodge the seeds;
- submerge the gourd in a container of warm water, 5 to 20 minutes
- drain the gourd
- make a shallow cut the length of the outer shell; peel back the shell and lift out the sponge
- cut the sponge into pieces as desired – cut perpendicular to the long axis for bath sponges or along the long axis for mitts and pads
- run the pieces through the short, hot-water cycle with soap and a little bleach
- dry



Luffa and Tomato Ratatouille

Young Luffa gourd fruits are very delicious and sweet; they are excellent for stir-fry and soup cooking.

- 1 medium onion, sliced
- 1 garlic clove, crushed
- 2 Tbsp cooking oil
- 1 pound sliced Luffa gourd
- 2 large tomatoes, skinned and sliced
- Salt
- Freshly ground pepper
- 6 large leaves fresh basil, shredded
- Béchamel sauce (optional)
- Grated cheese (optional)

Soften the onion and garlic in a saucepan in 2 Tablespoons cooking oil. When the onion and garlic are transparent, add the sliced Luffa and simmer until soft.

Add tomatoes, seasoning, and basil. Simmer until all ingredients are soft. Add a little water if necessary so that the mixture cooks evenly.

(recipe from *Oriental Vegetables: The Complete Guide for Garden and Kitchen*, by Joy Larcom)

VOLUNTEERS NEEDED!!

Help us set up at the Festival on October 14, 2010. If you are available on Thursday and help us set up the show areas (providing at least two hours' support), join us Thursday evening for BBQ. We are also inviting Competition Judges and all Vendors to join us, as a show of TGS appreciation for the support. Food will be self-serve and will be set up in the Exhibition Building around 5:00 pm.

The Texas Gourd Society presents our 15th Annual

LONE STAR gourd festival

October 15-17, 2010

Classes offered Oct. 14-17, 2010

Hours: Fri. & Sat. 9am - 5pm
Sun. 10am to 4pm

Admission \$5

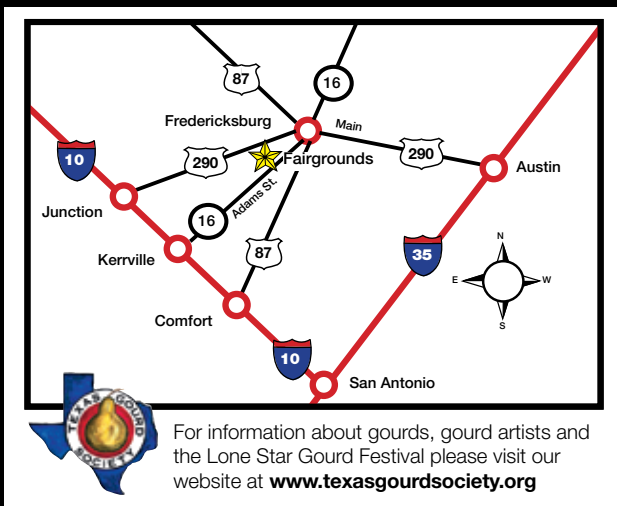
parking is FREE!

Gillespie County Fairgrounds · Fredericksburg, TX 78624
530 Fair Dr. · Take Adams St. 2 miles South of E. Main

NEW this year!

Modified competition divisions & categories PLUS more teachers & classes than ever before!

For festival information contact:
Joe Pritchard at (817) 909-2814.



- nationwide gourd art competition
- gourd supply vendors
- world class gourd art
- classes – beginners to advanced
- kid's gourd craft area
- door prizes and raffle

©2010 LONE STAR GOULD FESTIVAL/TEXAS GOULD SOCIETY. All rights reserved.

A Resource of Gourd Books

Compiled by Julia Cosgrove for TGS

Beyond the Basics: Gourd Art by David Macfarlane
Publisher: Sterling/Chapelle

The Complete Book of Gourd Craft: 22 Projects 55 Decorative Techniques 300 Inspirational Designs
by Ginger Summit and Jim Widess Publisher: Sterling

Coiled Designs for Gourd Art by Catherine Devine
Publisher: Schiffer Publishing

Gourds: Southwest Gourd Techniques & Projects from Simple to Sophisticated by Bonnie Gibson
Publisher: Sterling

Complete Book of Gourd Carving by Jim Widess and Ginger Summit Publisher: Sterling

New Gourd Art with Ink Dyes by Maria Dellos
Publisher: Design Originals

Quick & Easy Gourd Crafts by Mickey Baskett
Publisher: Sterling

Gourd Pyrography by Jim Widess Publisher: Sterling

Gourds in Your Garden: A Guidebook for the Home Gardener by Ginger Summit Publisher: Hillway Press

The Weekend Crafter: Gourd Crafts 20 Great Projects to Dye, Paint, Cut, Carve, Bead and Woodburn in a Weekend by Ginger Summit Publisher: Sterling

Historic Gourds: Do-it-yourself Guide Vessels
by Angela Mohr Publisher: Schiffer Publishing

Decorating Gourds: Carving, Burning, Painting
by Sue Waters Publisher: Schiffer Publishing

Making Gourd Musical Instruments: Over 60 String, Wind and Percussion Instruments & How to Play Them
by Ginger Summit and Jim Widess Publisher: Sterling

Gourd Art Basics: The Complete Guide to Cleaning, Preparation & Repair by C. Angela Mohr Publisher: Schiffer Publishing

The Gourd Book by Charles Bixler Heiser
Publisher: University of Oklahoma Press

The Decorated Gourd: Beautiful Projects & New Techniques by Dyan Mai Peterson
Publisher: Lark Books

Making Gourd Dolls & Spirit Figures
by Ginger Summit and Jim Widess Publisher: Sterling

Gourd Fun for Everyone by Sammie Crawford
Publisher: Schiffer Publishing

Making Gourd Ornaments For Holiday Decorating
by Angela Mohr Publisher: Schiffer Publishing

Making Gourd Headpieces
by C. Angela Mohr Publisher: Schiffer Publishing

Gourd Crafts: 6 Projects & Patterns
by Ro Shillingford Publisher: Schiffer Publishing

Gourd Crafts for the First Time by Marilyn Host
Publisher: Sterling/Chapelle

Glorious Gourd Decorating by Mickey Baskett
Publisher: Sterling

A Guide to Chip-carving Gourds by Marilyn Rehm
Publisher: Schiffer Publishing

American Gourd Society Judging Handbook
by American Gourd Society Publisher: CreateSpace

Creative Gourds (13 Projects to Paint on Gourds Using FolkArt Acrylics and Artist's Pigments, Decorative Painting #9756) Publisher: Plaid Enterprises, Inc.

Great Garden Gourds (12 Delightful Gourds, Painted with Acrylics (Plaid Folkart Decorative Painting)
by Aurelia Conway Publisher: Plaid Enterprises, Inc.

Decorating Pumpkins and Gourds
by Deborah Schneebeli-Morrell Publisher: Ryland Peters & Small

Gourd Puppets and Dolls by Angela Mohr
Publisher: Schiffer Publishing

Gourd Gatherings - 17 Decorative Painting Projects for Natural and Paper Mache Gourds by Margaret Hanson-Maddox Publisher: Indigo House, a trademark of Grace Publications

The Gourd in Folk Literature by Eddie W. Wilson
(AGS 002)

The Garden of Gourds by Liberty Hyde Bailey (AGS 006)

Growing Gourds and Preparing Gourd Homes for Martins by James R. Hill, III (AGS 008)

The Gourd Journal by Eva Palwak (AGS 017)

Gourds From Vine to Design by Donn Kelter (AGS 041)

How to Draw & Woodburn Feathers on a Gourd
(AGS 043)

How to Weave Decorative Sinew on a Gourd (AGS 044)

How to Clean & Cut Gourds (AGS 045)

How to Draw & Woodburn Feathers on a Gourd
(AGS 043)

How to Draw & Woodburn Mushrooms on a Gourd
(AGS 047)

How to Draw & Woodburn Florals on a Gourd (AGS 048)

Choosing & Using Dyes & Paints, Etc. for a Gourd
(AGS 049)

(Continued next page)

How to Create Polymer Clay Designs (AGS 050)

How to Create Pine Needle Rims (AGS 051)

How to Do Gold Leafing on a Gourd (AGS 052)

How to Draw & Woodburn Southwestern Designs on a Gourd (AGS 053)

How to Draw & Woodburn Celtic Knots (AGS 054)

Ideas for 30 Gourd Rims (AGS 070)

How to Make a Shekerie From a Gourd (AGS 072)

How to Make Hawaiian Musical Instruments
by Jim Widess

A Step by Step Guide to Gourd Craft

by Tracey & John Van Tol

There's still space available! Please go to www.texasgourdsociety.org to see the Vendor Guidelines and detailed information. As of this printing, the spaces in yellow, below, are still open. Don't miss this opportunity to be a part of our growing festival. Booths are only \$100 for a 10x10 space Friday, Saturday & Sunday, Oct. 15-17. Please contact Tom Hornsby Vendor Chair at 318 445-3969 or by email at tom@bayougourds.com

17

In Memoriam – Eugene Endicott Gourd Artist from Harper, Tx

Eugene W. Endicott of Harper passed away on Tuesday August 3, 2010 at the age of 67. Eugene loved crafting gourds, wood carving and his cactus and succulents garden. He enjoyed the outdoors especially hunting, fishing, and hiking. Traveling was another of his passions especially RVing, and riding his motorcycle. Being with family was always dear to him. Mr. Endicott is survived by his wife Elaine Endicott of Harper; sons Kevin Endicott and his wife Cecelia of Buckley, Washington, Curtis Endicott of Arma, Kansas, stepdaughters Teresa Cratty and husband William of Charlotte, North Carolina, Amy Holbrook and husband Woody of Harper, TX, sisters Delores Collins and husband Ronald of California, Elda Martinez of Sealy, TX, brother Bobbie Endicott and wife Millie of California, as well as nine grand children and one great grandchild. Per his wishes Mr. Endicott will be cremated and the family will have a private ceremony at a later date.

Eugene will be greatly missed by his friends in TGS and throughout the gourd world. Our condolences go to his family.

Can you believe it's that time already?



Mike Peyton - 2010 Best in Show

The 2011 Southwest Gourd Fine Art Show Call for Entries has been posted on our web site!

To download the Call for Entries, go to our website at www.kackerville.com and click on the link at the top of the page that says "artist opportunities"

The dates for next year's show are: May 26 through June 26, 2011

Deadline for entries is January 15

Kerr Arts and Cultural Center Inc
228 Earl Garrett Street
Kerrville, Texas 78028
830.895.2911

Tired of detailing your gourd with one hand
Tied behind your back?
May I hold your gourd for you?



Pat. Pend.

Introducing
The

"GRIP-ALL JAWS SYSTEM"

Holding irregular shapes securely and safely

- Imagine cleaning out a gourd in 1/3 the time
- Imagine precision carving, burning and finishing without movement
- Imagine safely and comfortably using both hands on your tools
 - Imagine holding finished work without leaving marks
 - Imagine taking your vise with you anywhere
 - Imagine the GRIP-ALL JAWS SYSTEM

The "Orbital Holding System" will do what no other tool can do. It rotates and tilts to hold your gourd at the optimum working position

Visit us at: www.gripalljaws.com
and see these revolutionary tools in action.

Order online or mail to:
GRIP-ALL JAWS SYSTEMS
P.O. Box 55
McCleary, WA 98557

"Within seconds we all knew this was going to be big in the GOURD world and I 110% recommend the Orbital Holding System. It is an investment that you will use for many, many years to come."

Myrna Grigsby, President
Washington State Gourd Society



UPCOMING EVENTS 2010

Sept. 10-12

Wesley Gallery Gourd Show Dripping Springs, TX
Reception Friday night Sept. 10. Artist participation fee is \$10. Contact Lynda Smith at lyndabethsmith@gmail.com or texasgourdsociety.org for details

Sept. 11-12

No. Carolina Gourd Society's 69th Annual Arts & Crafts Festival on the NC State Fairgrounds in Raleigh, NC

Sept. 11-12

Gorgeous Gourds Festival Geneva, IL - Event in conjunction with the 29th Annual Festival of the Vine. Contact ETownsley@genevachapter.com

Sept. 18-Oct. 10

From the Vine Round Top, Tx. – Copper Shade Tree Gallery proudly presents a fine art - gourd show featuring 5 award-winning Texas artists. Meet the Artists, Sat. Sept 18 2 p.m. - 5 p.m. 206 E. Mill St. Round Top, TX 78954
www.coppershadetree.com 979 249-4127

Sept. 17-19

Michigan Festival of Gourds at the Eastern Michigan Fairgrounds in Imlay City, MI – michiganfestivalofgourds.com

Sept. 23-26

Florida Gourd Society 3rd Annual Retreat – Deerhaven Retreat and Conference Center, Paisley, FL
www.flgourdsoc.org

Sept 25-26

Ohio Gourd Society's Annual Gourd Show at the Darke County Fairgrounds in Greenville, Ohio. For more information: OhioGourdSociety.com

Oct. 15-17

15th Annual Lone Star Gourd Festival Gillespie County Fairgrounds, Fredericksburg, TX
Go to <http://www.texasgourdsociety.org> for details.

Oct 16-17 Alabama Gourd Society's 12th Annual Gourd Show – Cullman Civic Center in Cullman, Alabama. For more information go to: alabamagourdsociety.org

Did You Know????

There is a Gourd Crafting Contest in each issue of the AGS 'Gourd' magazine? If you're an AGS member you may enter. Upcoming subjects and dates are:

Winter 2010 "Gourd Ornaments" 10/15 deadline

Check out the rules and information on this fun gourd competition. Award winners for 1st, 2nd & 3rd Places are shown in the issue following. For more info, see the latest issue of 'The Gourd'. This is a great opportunity to be recognized at the National level. Check it out and give it a try – you may just have a winner.

THE TEXAS GOURDZETTE NEWSLETTER ADVERTISING RATES

AD RATES FOR 1 YEAR (4 issues)

Includes a LINK on the TGS website to your website, or your email and/or phone number. Single issue ads do not receive a free website link.

Full Page AD (8.5 x 11 inches)	\$60 per issue
1/2 Page AD	\$30 per issue
1/3 Page AD	\$20 per issue
1/4 Page AD	\$15 per issue
1/6 Page AD (3 x 3.5 inches)	\$10 per issue

Deadlines for ad changes are the first day of March, June, Sept. or Dec.

AD RATES PER ISSUE

Single issue ads will run slightly higher if you do not go with a full year – and, do not include a free link listed as "Gourdzette Advertisers".

Full Page AD (8.5 x 11 inches)	\$70 per issue
1/2 Page AD	\$35 per issue
1/3 Page AD	\$25 per issue
1/4 Page AD	\$18 per issue
1/6 Page AD (3 x 3.5 inches)	\$12 per issue

Deadlines for ad changes are the first day of March, June, Sept. or Dec.

Check should be made payable to:

The Texas Gourd Society
and mailed to:
1925 Baker Ridge Rd. Sherman, TX 75090

GOURDZETTE EDITOR

Sylvia Gaines
(903) 891-8405
slgaines@isp.com

ANNUAL MEMBERSHIP
TEXAS GOURD SOCIETY

The Kappa Chapter, TEXAS GOURD SOCIETY (TGS) is part of the American Gourd Society (AGS). Membership benefits of TGS include quarterly newsletters called THE TEXAS GOURDZETTE, source information for seeds, gourds, educational materials, show information, tools, seminars, workshops, meetings, horticulture, demonstrations, ideas for embellishing and more. Texas is divided into regions called "TGS Gourd Patches". Dues for TGS members are \$12 per year, expiring Dec. 31. Two state meetings are held: one in Spring and one in Fall.

TGS ANNUAL MEMBERSHIP FORM

Name _____

Address _____

City _____ State _____ Zip _____

Phone _____ Email _____

Membership (Check one)

New Member ☐ Amount Enclosed _____

Renewal ☐ \$12 renewal

\$12 TGS MEMBERSHIP RENEWAL STARTS JANUARY FIRST EACH YEAR. DUES FOR NEW MEMBERS JOINING IN LATER MONTHS ARE PRORATED: JAN \$12, FEB \$11, MAR \$10, APRIL \$9, MAY \$8, JUNE \$7. TO COVER CURRENT + FOLLOWING YEAR: JULY \$18 (12+6), AUG \$17, SEPT \$16. Please mail payment and completed form to: **TEXAS GOURD SOCIETY, 9830 Shadydale Ln. Dallas, TX 75238.** Make checks payable to: Texas Gourd Society, Inc.

Texas Gourd Society, Inc.
7606 Ledbetter Rd.
Arlington, TX 76001
Address Correction Requested

Vol. 15-3

AGS COLLECTION OF DUES

To join or renew American Gourd Society membership, pay \$15 directly to AGS at P.O. Box 2186 Kokomo, IN 46904-2186, phone 765-453-5047, or send email. Texas Gourd Society does NOT collect American Gourd Society dues. Visit website: www.americangourdsociety.org or email agsmembership@insightbb.com

Texas Gourd Society Annual Dues
Payment of \$12 will be paid each year by TGS members. Membership will expire December 31 each year. Note new mailing address. **TEXAS GOURD SOCIETY, 9830 Shadydale Ln. Dallas, TX 75238.** See details above or on the TGS website at: **www.texasgourdsociety.org**