



THE TEXAS GOURDZETTE

THE NEWSLETTER OF THE KAPPA CHAPTER OF THE AMERICAN GOURD SOCIETY

VOLUME 13, ISSUE 2

JUNE 2008

TGS Members win BIG at KACC Gourd Show.

Details inside pg. 8



plus....
TGS Classes
Raffle Gourd
Patch News
Upcoming Events
....and more!





Bill Willibey, President

President's Message - by Bill Willibey

Greetings fellow gourders. Plans are moving ahead for a great Lone Star Gourd Festival on October 18th and 19th at the Fredericksburg fairgrounds. I hope your gourds are producing better than mine. I am impatient and want them to produce faster and bigger. Last year was too wet and this year is very dry. That is why Clara and I buy most of the gourds we need.

HELP! - Sue Haberer, our Past President and current Show Chair needs volunteers. Call her at 806-523-9092 or email shaberer47@gmail.com. A few dedicated volunteers have had some amazing results, but an hour or more of YOUR help is needed on the big weekend. John Flewharty reports that he only has two booths left - all the others have been assigned. Betty Vertin reports that some of the classes are filling quickly, especially the four classes being taught by celebrity artist, Bonnie Gibson. Note that classes will be

on Friday, Saturday and Sunday. Be sure to print website show fliers for posting at your garden centers, contact your patch leader, or Lelia Sublett to get some flashy TGS post cards. Lelia can be reached at 512-847-8102 or jsublett4@austin.rr.com.

Several TGS members entered Gourd Art in the Artisan-at-Rocky-Hill Gallery East of Fredericksburg. The show is over and 33 pieces sold during the show. The Artisan is moving into space in downtown Fredericksburg. Currently, the Kerrville fine arts gallery is conducting a show of gourd art in which many Texas Gourd Artists are participating. This show runs all of June and ends July 6. Be sure to visit this show if you can possibly get there. You will see great gourd art - and you probably know at least one of the artists.

As I said in the March issue, "reserve a motel room or RV park space NOW for the Lone Star Festival weekend, or you might have no room to rent". Some suggestions are shown on the TGS website at www.texasgourdsociety.org

Tell your friends and neighbors about the Lone Star Festival. October is a wonderful time to visit the Texas Hill Country. Check out the Gourd Classes. You may find several classes you want to take.

Bill Willibey

TGS President

Index

Advertising	3,5,9,11,12,13,15,18,19	TGS Advertising Rates	17
American Gourd Society	20	TGS 2008 Lone Star Gourd Festival	12
Gourdette Information	20	TGS Gourd Patch Happenings	4,5
KACC Show Results	8	TGS Member Growers	6
New TGS Members	9	TGS Membership	20
Membership Dues	3,20	TGS Officers & Directors	3
President's Message	2	TGS Silent Auction	17
T-shirt Winner Announcement	14	Upcoming Events	19
TGS Gourd Festival Class Registration	13	Tutorial	10,11
TGS 2009 Traveling Raffle Gourd	7		

On the Cover: Texas Gourd Society members received 10 of 18 awards at the KACC Southwest Gourd Fine Arts Show in Kerrville, TX. Winners were (top row l-r) – Bill Decker, Judy Richie, and Clara Willibey. Second row (l-r) Judy Schultz, Hellen Martin, Crystal Ziemann, and Jane Holbrook. Third row (l-r) Lynda Smith, Sylvia Gaines and Betty Vertin. See more pictures from the big event on page 8.

2008 TGS Officers and Board of Directors

Officers

President – Bill Willibey	willibey@sbcglobal.net	832 816-6228 or 281 493-0117
Vice President – Joe Pritchard	stormy7606@hotmail.com	817 909-2814
Secretary – Patty Sorensen	cpsorensen@consolidated.net	936 597-6357
Treasurer – Lynda Smith	lyndabethsmith@gmail.com	214 339-7599
Membership – Robbie Pritchard	robbiesgarden@hotmail.com	817 905-3178
Past President – Sue Haberer	shaberer47@gmail.com	806 523-9092

Directors

Gerry Flewharty	2flews@flash.net	214 341-2614
Hellen Martin	hellenmartin@att.net	817 251-1706
Robert Schuetze	robertschuetz@grandecom.net	254 772-4519
Betty Kent	bpkent@industryinet.com	512 257-9990
Michael Cosgrove	mcosgrove@hughes.net	979 921-0538
Sharon Copenhaver	clscope@sbcglobal.net	817 297-0328

ATTENTION ALL PATCHES!!!

Do your part to promote the
2008 LONE STAR GOURD FESTIVAL!

Encourage all members to help promote our upcoming
TGS Lone Star Gourd Festival by passing out flyers everywhere
they go. Let's make this the **BIGGEST** and **BEST** gourd festival ever!

(Print flyers from the .pdf file on the TGS website. Also, contact Lelia Sublett at 512-847-8102 or
jsublett4@austin.rr.com. to receive promotional postcards which can be mailed or given out.)

Join the
Texas Gourd Society
today! Only \$12 for 1 year.

Send your check to:

TGS Membership
7606 Ledbetter Rd.
Arlington, TX 76001

Make checks payable to:
TEXAS GOURD SOCIETY

Remember to include your current email
address and phone number.



**LEATHER
DYE FOR
GOURDS**

From
Over 90
Locations

**FREE
CATALOG**

Write TLF, Dept. GOURD7
P.O. Box 50429 • Fort Worth, TX 76105
or visit our website @ www.tandy Leather Factory.com
and call our location nearest to you.

TLF_GOURDZ_1006



TGS GOURD PATCH HAPPENINGS

TGS CAPITOL OF TEXAS GOURD PATCH - Austin, TX area CONTACT: Rona Thornton, ronat@austin.rr.com 512 266-3810

We didn't have a program scheduled for the April meeting so we spent a lot of time discussing and planning for the show in October. We talked about our booth layout, work assignments, special projects, gourd competition, and our raffle contribution. Everybody was updated on all the gourd events going on in Fredericksburg and Kerrville by Lelia Sublett and she even brought pictures of the wildflower raffle gourd that our patch had first dibbs to work on. The show and tell segment of our meeting is always a favorite so we can see who's been creative and ask basic questions like "How did you do that?" Our next meeting will be June 7th and we will begin our working sessions in preparation for the October show.

TGS WEST TEXAS GOURD PATCH - Lubbock, TX area CONTACT: Sue Haberer - Levelland, TX 806 523-9092 or shaberer47@gmail.com

No news to report at this time.

TGS EAST TEXAS PINEY WOODS GOURD PATCH- East TX area CONTACT: Patty Gilliland calabash75605@aol.com 903 663-0017 Piney Woods web site <http://www.geocities.com/pwgourds/patch.htm>

Our next meeting is on July 28, Saturday, 11 am -2 pm at the Hobby Lobby in Longview, Tx. Gail Adams will be doing a demo on "Woodburning 101." Members are asked to bring any wood burned pieces that are unique. Planning for the Mardi Gras Tree for the Lone Star Festival Raffle will begin. Members are asked to bring their inspirational ideas to the meeting. Everyone is invited!

TGS COWTOWN PATCH - Ft. Worth, TX area CONTACT: Barbara Petroski 1413 Trammel Dr. Benbrook, TX 76126 817 249 2929 lunarwind7@aol.com website: <http://www.angelfire.com/tx5/cowtowngourdpatch>

Change is good but bucks are better. OK. That applies to pay raises but not for meetings. When we arrived at our meeting last month we were informed that Diane's Diner was no more and that someone else had taken it over, AND that they were NOT open on Wednesdays. So, now the Cowtown Patch will meet on the FIRST THURSDAY of the month at the place formerly known as Dianas Diner. It's still in front of Mikes Garden Center at 6pm. So far that hasn't changed. See you there!

TGS HEART OF TEXAS PATCH - Waco, TX area CONTACT: Bob Schuetze at 254 772-4519

No news to report at this time.

TGS GUADALUPE GOURD PATCH - Hill Country, TX area CONTACT: Bob Richie brichie@ktc.com 830 357-8939 or Judy Richie at judyrichie@yahoo.com

We had a very lively question and answer session at our April meeting. Some brought projects for critiquing. We voted on what our project will be for the raffle item to be donated to TGS for the fall show. We are very excited about it. We were asked to provide the refreshments for the reception at Kerr Arts and Cultural Center for the Southwest Fine Arts Gourd Festival. We voted to accept their request at our May meeting. The rest of the meeting was to plan what we would provide. It was a great reception and we were told that it was one of the best. Our patch members are great cooks, for sure. Several of our members won ribbons. 2nd place went to Judy Richie, 3rd place was won by Marsha Mefferd and Betty Vertin and Judy Schultz won Honorable mention.

In April and May several of our members participated in demonstrations of various techniques of gourd art at the Bluebonnet Trails Gourd Show at Artisans at Rocky Hill in Fredericksburg.

TGS DALLAS GOURD PATCH - Dallas, TX area CONTACT: Sylvia Gaines 903 891-8405 slgaines@isp.com or Pat Duncan 972 463-8668 pdunk8@msn.com

Hello everyone. At our March meeting John and Sharon Flewharty, Pat Duncan and Sylvia Gaines brought a bunch of apple gourds for members to pick two or three from and take home and clean. These apple gourds were then brought to Sylvia's home in the country at the May meeting and decorated to be made available for sale at our DGP booth at TGS. The weather was crisp and the wind a bit strong but the spirit was tremendous and everyone had a good and fairly productive day. We all brought food and had a feast and talked while we decorated the apple gourds. Members will be able to view and purchase the fruits of our labor at the TGS Festival in Oct.

At our April meeting, Gerry Flewharty gave a very informative and fascinating program about her wonderful collection of gourd instruments. Her rapt audience had many questions and comments and her presentation was professional. Gerry has taken her program on the road numerous times to schools and other events and she is very professional and knowledgeable. And what a wonderful variety of musical instruments - rattles, drums, horns, string instruments - simply amazing. Thanks Gerry!

**TGS SOUTHEAST TEXAS GOURD PATCH - Houston, TX area CONTACT: Darla Hines
tedlh@charter.net 281 356-1340 SE Patch website www.geocities.com/TGS_southeast**

It's really getting hot and dry down in our neck of the woods but we're still busy working new ideas on our gourds. In March many of us met at the Gay Hill Gourd Farm outside of Brenham, Texas. Owner and grower Cindy Weems made us some wonderful deals on purchasing gourds and the Patch presented Cindy with a TGS t-shirt. April 5th we returned to the Katy Folk Life Festival, thanks to Gerald and Del Brownson for heading up this adventure! I believe there were 400 egg gourds painted by as many children, this year the weather was perfect and our group also sold many gourds and educated any one who would listen about the many different gourds around us. The Katy Folk Life Festival is a wonderful all day presentation put on by the Katy Independent School District with many hands on projects for children. Our May 10th meeting was held at a large plant nursery, Arbor Gate in Tomball, Texas. This was an artisans day and once again we sold gourds, seeds and educated the public. Clara and Bill Willibey headed this meeting for us. Clara led our group on using melted waxes to water proof gourds. We had 4 artist from our patch accepted into the Bluebonnet Trails GourdFest at the Artisan's at Rocky Hill in Fredericksburg and 5 into the Southwest Gourd Fine Art Show at the Kerr Arts and Cultural Center. Congratulations to Clara Willibey on winning the Best Mask ribbon at KACC! June we will be meeting in Magnolia learning a Faux Raku technique, July 12th will be announced later since we may have a change in our plans, On August 9th we'll be doing demonstrations and selling gourds at the Lavender Festival at the Chappell Hill Lavender Farm. It seems like we have been very busy.... with different members taking charge of each meeting we are able to do lots of fun classes with the work spread out. We have some great new members which also help us to stay inspired! Can't wait for the TGS Festival!

**TGS ARLINGTON GOURD PATCH - Arlington, TX area CONTACT: Cindi Creswell
cidnboo@att.net 817 244-0135 email arlingtongourdpatch@hotmail.com
website www.freewebs.com/arlingtongourdpatch**

The Arlington Gourd Patch has been busy again educating new third graders to gourds and how to grow them at Lily B. Clayton Elementary with the help of our members Esther Chambliss and Robbie Pritchard. The Traveling Gourd made its way to the Ft. Worth Herb Show at the Botanical Gardens in May, our Patch contributed a silent auction basket that was filled with raw gourds and embellishments it raised over a fifty dollar bid. A few of our members were fortunate enough to have the time to share at Rick and Robin Litsinger's house for gourds, food and fun. We practiced weaving, face sculpting, and made rain sticks late into the night not wanting the day to end. We hope to make the workshop an annual meeting. BJ Conrad instructed the patch on a peyote bead stitch rim, and Cindi Creswell did a short demo with Inlace at our meetings. The Patch voted this year to take some time off during the summer due to members schedules and the weather. We will NOT be meeting in the months of July and August but will resume in September. Please join us then for demonstrations and mini workshops. We meet at the Fielder Museum located at 1616 Abrams Ave, Arlington. (Crossroads are Fielder Rd. and Abrams St.)

www.turtlefeathers.net

Angelus Leather Dyes

39 colors - 3 ounce and pint bottles.

InLace Liquid Inlay System

Kits available in Small and Large sizes.

Nuggets and Granules available in two sizes.

Optima Woodburners and pens.

Proxxon jigsaw package. Everything you need.

Large selection of tools, supplies, and books.

Oil Lamps

828.488.8586

QuickWood

TGS Member Gourd Growers

Let us know if you belong on this list!

Jack & Sarah Calender
15566 CR 3110
Gladewater, TX 75647

JS Gourds
903 845-3695
jsgourds@hotmail.com

Virginia Clark
11341 Eddyburg Rd.
Newark, OH 43055
www.foothillsfarm.com

Foothills Farm
877 346-8445
clark@foothillsfarm.com

Charlotte Duke-Weisley
1342 State Hwy 95 South
Smithville, TX 78957

Dancing Feather Studio
Diamond Y Farm
830-8394220
weisley@gvtc.com

Jim & Betsy Daspit
3778 Hwy 75 North
Madisonville, TX 77864

Daspit Gourds
936- 348 9433

Tom and Zelda Hornsby
P.O. Box 4601
Pineville, LA 71361

Bayou Gourds
318 640-4818
www.bayougourds.com

Harry Hurley
259 Fletcher Ave
Fuquay Varina, NC 27526
www.carolinagourdsandseeds.com

Carolina Gourds and Seeds
919 557-5946
harryhurley@hotmail.com

Gay Wright
174 Kellar Rd.
Smithville, TX 78957

Rising Dawn Gourd Farm
512 360-2023
alcyone@cmyfarm.com

Roger & Debbie Clausen
5835 East Line Rd.
Whitewright, TX 75491

Clausen's Gourd Farm
903 364-5475
dclausen82@msn.com

Anna Miller
12091 Eagleville Rd.
North Baltimore, OH 45872
www.quarryfarmgourds.com

Quarry Farm Gourds
419 257-2597

Roger & Josie Magee
1849 CR 340
Knippa, TX 78870

Amore Gourd Farm & More
830 934-2748
jhmagee1019@yahoo.com

• Robert & Doris Schuetze
• 1207 N. 64th St.
• Waco, TX 76710

Gourds
254 772-4519

• Carl & Cindy Weems
• 303 Gilmore Rd.
• Brenham, TX 77833

Gay Hill Gourd Farm
979277-0329
cweems@earthlink.net

• Mag & Dayton Spaeth
• 5397 Tri-County Rd.
• Mason, TX 76856

Spaeth Gourd Farm
325 265-4377
dspaeth@hctc.net

• Dorothy Miller
• 789 CR 146
• San Saba, TX 76877

Gourd Mill
325 372-5210
dmiller@centex.net

• Johnny Gimbel
• 564 CR 360
• LaVernia, TX 78210

Gimbel Gourd Farm
830 253 8404

THANKS!


Mike Wood and Carol Steele of Lone Star Gourds would like to say a big THANKS! for the years of friendships made through the growing and selling of gourds. We had a good run but the time has come to put our seeds away. We will no longer be growing or selling gourds at shows or through shipments. We do have a few left if anyone would like to visit us. We have gained so much more than we gave through the Texas Gourd Society; the friends, the art, the business, the pure 'd fun of it! Thanks again and we hope God blesses each and every Gourd Head out there! Keep in touch.

Carol and Mike

Gourd buyers, please try to contact the Growers on this list before you visit them. They can give you the hours that they are open and can tell you the type of gourds they grow as well as the amount of gourds they have available. It might save you a trip and the frustration of not finding them at home.

2009 RAFFLE GOURD

In the beginning....from this humble beginning a beautiful floral gourd is being created. Following are images of the progress that has been made on our 2009 Raffle Gourd. Follow its journey as it visits each of the nine gourd patches in our great state.



First stop was Capital of Texas Patch which depicts the Mexican Hat.



Next, it visited the Southeast Texas Patch which added the Coneflower.

Then it went to the East Texas Piney Woods Patch and Verbena was added (see below).



The next stop was with the Dallas Patch and Texas Paintbrush was added (see below).



As you can see, we're off to a great start on this years Raffle Gourd. It is currently with the Arlington Patch which will be adding Bluebonnets. This gourd is expected to be finished in time for the TGS Gourd Festival, Oct. 18 & 19 where it will be displayed. There, members and attendees can buy tickets to win this beautiful gourd at the 2009 TGS Festival.

The schedule and the type of flower each patch will create is below. Remember as you begin to decorate your segment of this gourd: Have fun! Be creative! and create the most beautiful 'Wildflowers of Texas' gourd ever.

Raffle Gourd Schedule:

Feb 23 to Mar 16 – Capital of Texas – Mexican Hat
Mar 16 to Apr 6 – Southeast Texas – Coneflower
Apr 6 to Apr 27 – East Texas Pineywoods – Verbena
Apr 27 to May 18 – Dallas – Texas Paintbrush
May 18 - Jun 8 – Arlington – Bluebonnet
Jun 8 - Jun 29 – Cowtown – Indian Blanket
Jun 29 - Jul 20 – Heart of Texas – Pink Primrose
Jul 20 - Aug 10 – West Texas – Blackeyed Susan
Aug 10 - Aug 31 – Guadalupe – Wine Cup

Southwest Gourd Fine Arts Show Results

By Joe Pritchard, Vice President

The Kerr Arts and Cultural Center (Kerrville, Texas) is currently hosting its third annual Southwest Gourd Fine Arts Show, May 22 through July 6, 2008. This year, there are 34 artists showing 168 pieces of gourd art. A breakdown of artists by state shows Texas(25), Alabama (1), Arkansas (1), Missouri (1), California (1), Arizona (2), Washington (1), Kansas (1), and New Hampshire (1). Of the 34 artists in the show, 21 are TGS members. A reception and awards ceremony was held on Saturday, May 24th. At least 20 of the 34 artists were present at the awards ceremony. TGS members received 10 of the 18 awards presented by a panel of three judges. TGS winners are:

Bill Decker – 1st place and Best of Show; Judy Richie – 2nd place; Crystal Ziemann – Unusual Use of Materials Special



Reception guests and artists view all the beautiful gourd art at KACC.



Gourd artists Hellen Martin, Betty Vertin, Judy Schultz and Lynda Smith proudly display their Honorable Mention ribbons.

Award (Crystal is one of our newest members); Clara Willibey – Best Wall Hanging; and Sylvia Gaines, Hellen Martin, Judy Schultz, Lynda Smith, Betty Vertin, and Jane Holbrook – each receiving Honorable Mention awards.

This show has grown in size and quality each year. It is an excellent venue to introduce people to gourd art and to

our talented artists, since there is a lot of tourist traffic in the Hill Country town. The show has already drawn return customers from last year. Through the first 10 days of the event, 29 gourds have sold. You can learn more about the show and



Robbie Pritchard, Membership, stands beside the entry placard at the KACC show.



KACC President Jim Derby (center) with Judges Suzanne McCormick on the left and Sue Biddle on the right, announce show winners.

view photographs of the gourd art by visiting Kerr Arts and Cultural Center's website: <http://www.kacckerrville.com/>. We will soon have photos on our own website www.texasgourdsociety.org. The event runs through July 6, 2008 – if you are in the Kerrville area, please visit the gallery. Admission is free. The gallery is located at 228 Earl Garrett Street, Kerrville, Tex as 78028.



New Members . . . Welcome!

Join a Patch, ask questions, volunteer and have fun!



NEDRA DENISON
SAWDUST CONNECTION
1400 MAIN ST NW, STE C PMB20
LOS LUNAS, NM 87031
505-859-4005
info@nedradenison.com

SHARON HARRISON
P.O. Box 528
PLEASANTON, TX 78064
830-281-3618
shardou@aol.com

RODNEY & TONSIE JOHANSEN
14627 N. BEAR CREEK LN
MEAD, WA 99021
509-979-5829
tonsie@comcast.net

RICK & ROBIN LITSINGER
508 HCR 4243
HILLSBORO, TX 76645
817-437-5232

DELMAR & PATTY MAGEE
P.O. BOX 702
BROOKESMITH, TX 76827
325-646-1312

ROGER & JOSIE MAGEE
AMORE GOURD FARM & MORE
1849 CR 340
KNIPPA, TX 78870
830-934-2748
jhmagee1019@yahoo.com

CANDACE MINSHEW
689 HIGHWAY 71 W SPC 239
BASTROP, TX 78602
redhatcharm@yahoo.com

LYNNE PAUL
1026 BOOS LANE
FREDERICKSBURG, TX 78624
830-997-4039
paul1351@sprintpcs.com

CRYSTAL ZIEMANN
1004 W. ASH DR.
WESLACO, TX 78596
956-969-5700
cziemann@ziemannstudio.com

Did you know? There are currently 9 patches in the state of Texas. Find one close to you and join us to learn new techniques, meet new people with a similar passion for gourds and get the latest news and event information. What are you waiting for? Join a patch near you!

Carolina Gourds and Seeds

Visa, MasterCard, Checks, money orders accepted.

Seeds: 30 varieties of gourd seeds.
Hand pollinated / protected and seeds grown in field isolation.
\$2.00 to \$3.00 per pack.

Gourds: Thick shelled martins, apples, cannonballs and more.

Books: Gourd craft and gourd art books. 46 titles in stock
Also check for sale items.

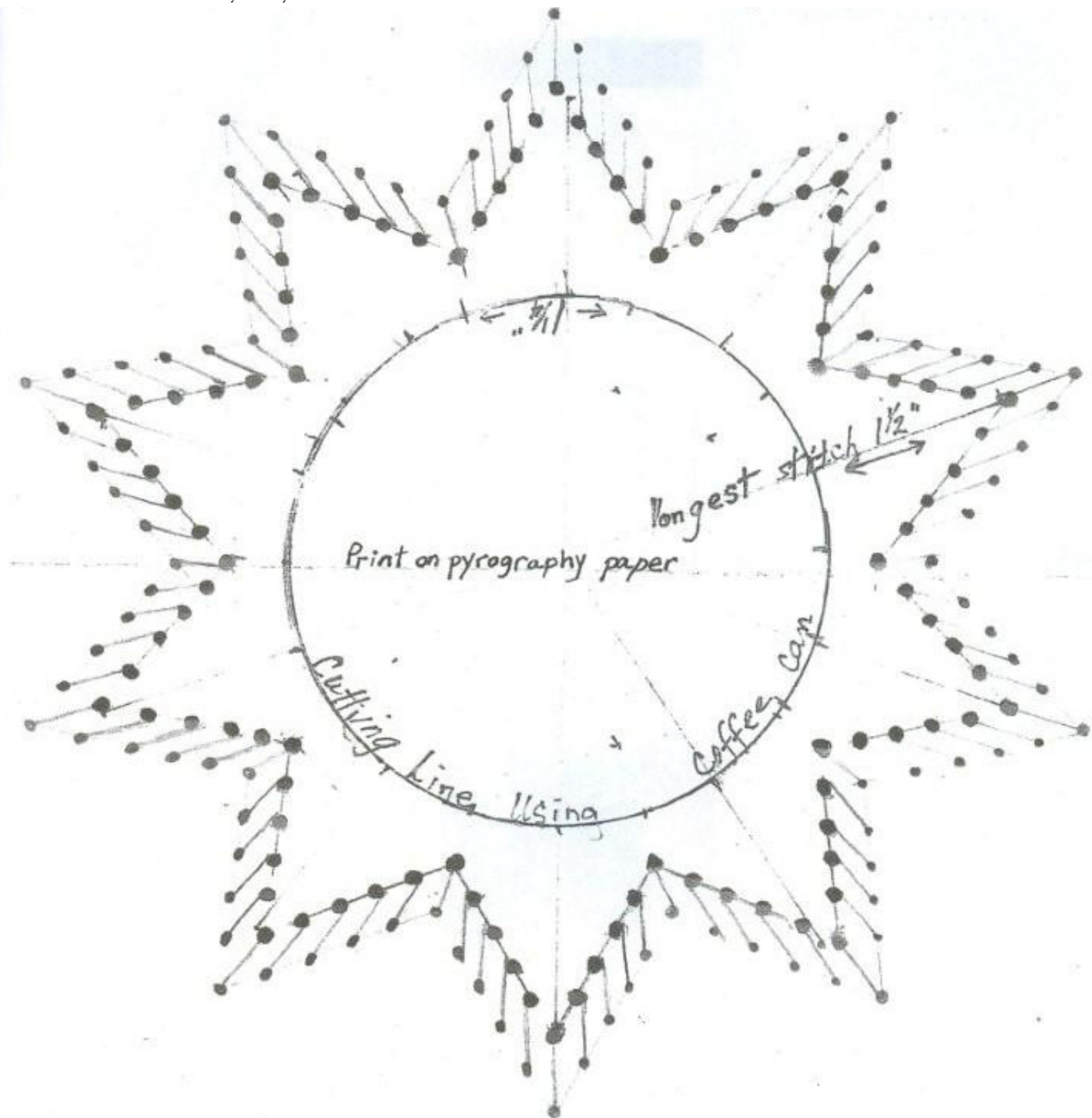
Fieblings Leather dye & bottle holder: 29 colors in stock

Gourd Supplies, Tools, Gourd Craft Videos, Kaleidoscopes and more.

Harry Hurley 259 Fletcher Ave, Fuquay Varina, NC 27526
Phone: 919-557-5946 Email: harryhurley@hotmail.com
<http://www.carolinagourdsandseeds.com>

Tutorial – *How to Create a Woven Rim* by Lelia Sublett

Jimmy and I made our first woven rim gourd in Ed McCauley's class at Cherokee, NC over 5 years ago. It was such fun that we made this pattern and have been enjoying the many variations you can create ever since. Give it a try . . . you'll like it!



EDITORS RETRACTION: My apologies to Lelia and all members. In our last issue I incorrectly re-created the above pattern. Lelia has explained to me that it must be shown at 100% and I reduced it in the last issue to allow for the instructions and the diagram to appear on the same page. Please see the directions on the next page. Disregard the information in the last newsletter and use this instead. I hope there weren't too many unhappy members that tried this technique and were unable to make it work due to my error.

DIRECTIONS

1. Select a gourd (preferably 7" or 8" in diameter) and using a 1 lb. coffee can, place it on top of the gourd and trace around it. Try to keep the can level to avoid having a lopsided circle.
2. Cut, clean and seal the inside of the gourd.
3. Using a pyro paper pattern, trimmed, tape it to the gourd and woodburn the marks for the holes.
4. At this time, add any additional design you wish and then seal the outside (we use paste wax).
5. Drill holes with 1/8" drill bit. Check to see if your leather or string will go through the holes without stress.
6. Lace through the gourd, catching the loose ends under the weave or glue down with super glue. You will use from 30" to 32" of leather lace depending on how thick your gourd is for each triangle you weave. If you prefer to skip the outside sealing step you can leather dye your gourd and the leather lace at the same time to get a matching look.
7. It takes approx. 8.5 yards of leather lace 1/8" wide.



The above two images are variations of the this pattern.

REMEMBER!

You could win the Golden Gourd Award at the Lone Star Gourd Festival Banquet . . .

All members — Keep track of your time and miles driven for any public service or volunteer work you do through the year. If you give a talk to a school or garden club, or participate in a Patch event that you attend or give a gourd related demonstration you should add up your miles and hours and bring your total to the banquet. You could possibly win the "Golden Gourd Award" for the most volunteer hours given and miles traveled. Help promote TGS and AGS by giving your time and we all benefit!



Introducing

Mardi Gourds

Gourd art & supply

Providing Fine Gourd Art, Tools,
Supplies, Classes, and Tutorials
To meet the needs of the
Gourd Enthusiast

Visit us at our website

www.mardigourds.com

or call toll free **866-507-2111**

Mary and Dick Segreto

info@mardigourds.com



The Texas Gourd Society
presents the 13th Annual

2008

Lone Star Gourd Festival October 18-19

Fredericksburg, Texas
Gillespie County Fairgrounds
Hwy 16 South

Classes, Demonstrations

Cleaned, Dried Gourds

Gourd Artists

Judged Competition

Raffles

Tools, Equipment, Accessories

Kids Kraft Korner

Bookstore

Sat 9am to 5pm

Sun 10am to 4pm

Admission \$5.00

Kids under 12 FREE



For more information visit us at:
www.texasgourdsociety.org
or call 806-523-9092

**Texas Gourd Society's
LONE STAR GOURD FESTIVAL
CLASS REGISTRATION FORM**

Classes will be held at the Gillespie County Fairgrounds, in Fredericksburg, Texas. They will be filled on a first-come basis and the class fee must accompany the application for a place to be guaranteed in the class. There will be no refunds on outdoor classes due to weather. No cancellations after October 1. There will be a \$10 cancellation fee.

Make check payable to the Texas Gourd Society and mail to: Betty Vertin, 310 Scrub Oak, Ingram, TX 78025
Phone - 830-367-4454

Please feel free to make a copy of the form below or cut it out and mail it in with your entry fee(s).

Oct 17, 2008, Friday	
Class name _____	Fee _____
Oct 18, 2008, Saturday, 8:00 am - 12:00 noon	
Class name _____	Fee _____
Oct 18, 2008, Saturday, 1:00 pm - 5:00 pm	
Class name _____	Fee _____
Oct 19, 2008 Sunday, 12:00 noon - 4:00 pm	
Class name _____	Fee _____
Total Due _____	
Name _____	
Address _____	
Email _____	
Phone _____	

WANTED! GOURD ARTISTS!

TGS challenges all gourd artists and growers to enter the 2008 Competition. Help make this the best show ever. For Guidelines and Rules and Applications, you can go to www.texasgourdsociety.org and find them, or if you don't have internet, write to:

Judy Richie
708 Mockingbird Ln.
Kerrville, TX 78029
or call **830-257-8939**

Sunshine Woodcarving Supply


**Ebay store name:
Everglades Woodcarving
Supplies**

Featuring the Patriot 1000 and 2000 Woodburners and tips. Has a full line of Gouges by Flexcut and Ramelson for chip carving, knives, power carving grinders, Power gouges for chip carving, carbide burrs, diamond and ruby burrs, Proxxon jig saws, and much more!

**Owner: Cecil Walley
863-386-9199**


carving5000@gmail.com

BAYOU GOURD FARM
"Excellence Is Our Standard"


Member A.G.S.

**A wide variety of gourds & seeds
READY TO SHIP!!**

tom@bayougourds.com
zelda@bayougourds.com



**Tom & Zelda
Hornsby
P.O. Box 4601
Pineville, Louisiana 71361
(318) 640-4818
www.BAYOUGOURDS.com**

2008 TGS Lone Star Gourd Festival Classes

The following list of classes is abbreviated for space here. For a more concise list and a more detailed description, please go to the TGS web site: www.texasgourdsociety.org or contact Betty Vertin to mail one to you.

Note: Some classes will be held outside under a roof. Please dress accordingly. Classes will not be cancelled due to weather.

Friday – October 17 9:00 am – 4:00 pm

Power Carving – Bonnie Gibson

(NOTE: THIS CLASS IS FULL)

\$70 – Skill level - All Learn the basics of power carving from a skilled carver and excellent instructor. This all-day class includes many carving techniques and also covers topics such as carving safety, types of tools and related equipment, and how to choose the right burs for different types of carving.



Friday – October 17 9:00 am – 4:30 pm

Leather Backed Gourd Pouch - Kathy Riker

\$60 – Students will learn techniques using Inks and Terra Bella Finishes to create a leather backed gourd pouch. Students will also learn how to mix custom colors and how to apply glazes over the Inks.



Friday – October 17 9:30 am – 4:30 pm

Painting and Coiling – Betsy Roberts

\$55 – Skill level – All levels

We will paint beautiful gourds with Radiant Rain paints for an amazing colorful piece. We will also paint the coiling to match our pieces and then learn to coil with Danish Cord for the finished creation.



Saturday, October 18 8:00 am – 12:00 noon

Filigree Carving – Bonnie Gibson

\$50 – Skill level - All

Learn how to design and carve a section of “filigree” into the gourd surface and you will have the option of adding design elements, such as butterflies, dragonflies, etc.



Saturday, October 18 8:00 am – 12:00 noon

Alcohol Technique Finish – Judy Richie

\$50 – Skill level - All

Learn to create special designs on your gourd using alcohol dyes. You will discover how to control the reaction caused by the alcohol based solutions and how the use of different colors can enhance the design and create depth.



We have a WINNER!!!!

Submitted by Hellen Martin

First, I want to thank everyone who participated in our 2008 Lone Star Gourd Festival t-shirt contest. The judges had a hard time selecting the winner because all the designs were really outstanding.


Sylvia Gaines designed the winner this year! She utilized her pyrographic talent when she designed her wonderful winning piece. Her many talents have won Sylvia many ribbons in our festival competitions. In 2006, she won our prestigious VIP Award for her pyrographic ram. In 2007, she won 1st place in the SW/Western Theme in the Fine Art Division.

Sylvia is The Texas Gourdette editor and President of the TGS Dallas Gourd Patch.

Congratulations Sylvia!

ADDITION! Since Sylvia created this gourd specifically for the Lone Star Gourd Festival, she has agreed to donate it to TGS and it will be offered for sale at the Festival. Tickets will be sold during the festival. Details will follow in the next issue. One lucky person will win this gourd and the money raised will go to TGS.

Thanks Sylvia!



Oct. 18 & 19
Gillespie County Fairgrounds • Fredericksburg, Texas

(Classes continued)

Saturday, October 18 8:00 am – 12:00 noon

Windows of Color – Karen Hobbs

\$55 – Skill Level – All

Create a unique gourd coiled with Danish Cord and Waxed Linen into curves and windows. Further details on TGS website.



Saturday, October 18 8:00 am – 12:00 noon

Closed Coiling – Right-handed – Hellen Martin

\$45 – Skill level – Beginners

This class will introduce you to the basic techniques of closed coiling. You will learn the following techniques: starting and ending, basic wrapping, adding additional waxed linen and colors, and figure 8 wrapping.



Saturday, October 18 8:00 am – 12:00 noon

Friendly Spirit – Sue Haberer

\$40 – Skill Level – All

Students will make a Friendly Spirit doll from the bulging neck of a bottle gourd and a small jewelry gourd. Woodburners will be used to make details; then we will use paints/stains/dyes to decorate the doll.



Saturday, October 18 8:00 am – 12:00 noon

Inlace Carving - Patty Sorensen

\$55 – Skill Level – All

The student will carve out an area on a gourd to put Inlace. That piece needs to harden over night; therefore, they will take it home and do the carving. They will be furnished a gourd medallion that will be ready to sand and carve. That piece can be finished in class.



Saturday, October 18 1:00 pm – 5:00 pm

Filigree Carving – Bonnie Gibson

\$50 – Skill level - All

Learn how to design and carve a section of "filigree" into the gourd surface and you will have the option of adding design elements, such as butterflies, dragonflies, etc.



2008 FESTIVAL CHAIRS

SHOW CHAIR

Sue Haberer
806-523-9092
shaberer47@gmail.com

VENDOR CHAIR

John Flewharty
940-380-9566
dsf1511@verizon.net

COMPETITION CHAIR

Judy Richie
830-257-8939
judyrichie@yahoo.com

EDUCATION CHAIR (CLASSES)

Betty Vertin
830-367-4454
vertin@hctc.net

ADVERTISING & PUBLICITY

Lelia Sublett
512-847-8102
jsublett4@austin.rr.com

Bev Tomek
830-833-0543
ziads1@peoplepc.com

Rebecca Wise
817-726-6653
dbwise@swbell.net

• ADMISSIONS

• Elic & Lydia Knight
• 214-385-6224
• elicknightsr@sbcglobal.net

• RAFFLE CHAIRS

• Patty Gilliland
• 903-663-0017
• calabash7506@aol.com

• Gail Adams

• 903-643-7805
• gprew@aol.com

• KIDS KRAFT KORNER

• Lynda Smith
• 214-339-7599
• lyndabethsmith@gmail.com

• DECORATIONS CHAIR

• Lynda Smith
• 214-339-7599
• lyndabethsmith@gmail.com

• VOLUNTEER

• COORDINATOR

• Pam Word
• 903-734-1106
• havnwords@msn.com

GROW GREAT GOURDS!



Over 50 varieties of hand-pollinated, true-to-type gourd seeds.

Send a SASE for a descriptive list of our prize-winning gourds.

QUARRY FARM GOURDS

Anna Miller

12091 Eagleville Road

North Baltimore, OH 45872

419-257-2597

www.quarryfarmgourds.com

(Classes continued)

Saturday, October 18 1:00 pm – 5:00 pm

Spokes Galore – Karen Hobbs

\$55 – Skill level – All

Beginning with a dyed gourd, this piece begins with two separate sets of spokes attached in a unique way. A chase weave is used to create the basket portion and a rolled border completes this unique piece. A variety of colors will be available from which to choose.



Saturday, October 18 1:00 pm – 5:00 pm

Painting 101 – Paint a Santa – Hellen Martin

\$50 – Skill Level – Beginners

This class will teach the basics of painting with acrylics. Students will learn how to shade/highlight and paint fur, snow, beard hair, and a Christmas tree like Hellen paints her collectible Santas.



Saturday, October 18 1:00 pm – 5:00 pm

Faux Leather Tooling – Sylvia Gaines

\$55 – Skill level – Intermediate

Learn to create a “Faux leather tooling” look on a gourd. Students will transfer a leather tooling pattern onto their gourds, then woodburn, stain and paint to create a realistic leather tooled look.



Saturday, October 18 1:00 pm – 5:00 pm

Eggshell Inlay on a Gourd Pendant – Claire Cassan

\$40 – Skill level – Intermediate

The class will consist of the creation of a small pendant inlaid with eggshell. This is a Japanese Lacquerware technique call “Rankaku”.




Sunday, October 19 12:00 noon – 4:00 pm

Tribal People – Betsy Roberts

\$55– Skill level – All

We will create a marvelous colorful Tribal person out of gourd body, clay face on gourd shard and base, along with small pots to decorate. We will be using hand-dyed feathers (which I dye myself) and have LOTS to choose from. Each one will be one of a kind.



Sunday, October 19 12:00 noon – 4:00 pm

Knotless Netting Luminary – Karen Hobbs

\$55 – Skill level – All

Learn how to do knotless netting on a clean cut, colored gourd. Students will, also learn pine needle coiling for a finished rim. This gourd luminary will sit in a copper stand. Knotless netting and the wheat stitch will be the focus of this class.



Sunday, October 19 12:00 noon – 4:00 pm

Eggshell Inlay on a Gourd Pendant – Claire Cassan

\$40 – Skill level – Intermediate

The class will consist of the creation of a small pendant inlaid with eggshell. This is a Japanese Lacquerware technique call “Rankaku”.



Sunday, October 19 12:00 noon – 4:00 pm

River Bed Gourd – Bonnie Gibson

\$50 – Skill level – All

Learn how to recess an area to create a “river bed”. You’ll add decorative “bubble” holes and will inset some small pebbles and shells to complete the effect. You’ll also get to try some two-part patina paint for some interesting metallic effects.



Thank you to
Anne and Barry Bradley,
owners of the
Artisans at Rocky Hill Gallery,
for holding the first annual
Bluebonnet Trails Gourdfest
and Sale
April 18 – May 18, 2008.

Interest in gourd art was high – 33 gourds
sold during this event. Please visit their
new location in downtown Fredericksburg
at 234 West Main Street – opening
June 20, 2008 – and say “Thank You”.

2008 Silent Auction

— A few words from Hellen Martin

Here I am again hoping to inspire, promote, and jingling your memory about our Lone Star Festival's Silent Auction. Have you given it a thought? The time is getting closer every day. I have been putting items in a box so I can just pick them up on my way to the festival. I will be contacting suppliers in hopes they will donate items like they did last year. I want to thank all of them for their past generosity. Everyone in TGS appreciates them in many ways!!!

The rules for the Silent Auction have changed this year. We will have a starting bid that you set. It has been suggested that we start the bidding at 50% less than the original price. Bidding will then be increased in \$2 increments from the starting price.

If you don't have your donation box going, get it started! All the money goes to TGS!!!



THE TEXAS GOURDZETTE NEWSLETTER ADVERTISING RATES

AD RATES FOR 1 YEAR (4 issues)

Includes a LINK on the TGS website to your website, or your email and/or phone number. Single issue ads do not receive a free website link.

Full Page AD (8.5 x 11 inches)	\$60 per issue
1/2 Page AD	\$30 per issue
1/3 Page AD	\$20 per issue
1/4 Page AD	\$15 per issue
1/6 Page AD (3 x 3.5 inches)	\$10 per issue

Deadlines for ad changes are: 3/1, 6/1, 9/1 and 12/1.

AD RATES PER ISSUE

Single issue ads will run slightly higher if you do not go with a full year – and, do not include a free link listed as “Gourdzette Advertisers”.

Full Page AD (8.5 x 11 inches)	\$70 per issue
1/2 Page AD	\$35 per issue
1/3 Page AD	\$25 per issue
1/4 Page AD	\$18 per issue
1/6 Page AD (3 x 3.5 inches)	\$12 per issue

Deadlines for ad changes are: 3/1, 6/1, 9/1 and 12/1.

Check should be made payable to:

The Texas Gourd Society
and mailed to:
1925 Baker Ridge Rd. Sherman, TX 75090

GOURDZETTE EDITOR

Sylvia Gaines
(903) 891-8405
slgaines@isp.com

Featuring the only power tools designed expressly for gourds!

The *Caning* Shop



Our Gourd Saw is quickly becoming the most popular jigsaw for cutting gourds

We've been writing books about gourds, giving classes and selling supplies and tools for gourd crafters since 1989. We've also been listening to your comments about the problems with the existing tools and your wishes for the ultimate jigsaw for cutting gourds.

The Gourd Saw #70001

Quiet
High speed
Easy to maneuver
Convenient on/off switch
Light weight
Fits a woman's hand comfortably
Works with multiple power sources
Adaptable to other gourd crafting accessories
Rounded ball foot for line-of-sight access



The Gourd Sander #70006

Extended warranties on all Caning Shop tools!



The Gourd Tool Kit #70011

All 3 Gourd Tools are also available as a complete kit with blades, sanding sponges, engraving bits and sturdy carrying case.

The Gourd Drill #70002

Our miniature power tools fit comfortably in your hand



Order online with our new secure shopping cart

Check out our website for more gourd crafting tools, books and supplies

www.caning.com

The Caning Shop

926 Gilman St • Berkeley, CA 94710

FREE CATALOG • 1-800-544-3373

New Mexico Gourd Society Announces Gourd Art Show

The New Mexico Gourd Society announces its first juried gourd art show, "Art From the Vine," which will be held from July 3rd to July 28th, at the Arts Alliance Gallery, 1100 San Mateo NE, Suite 10. This will be a chance for Albuquerque to see the unique and enchanting world of gourd art at it's finest. Including figures, masks, jewelry, musical instruments, bowls and vessels. Most pieces will be for sale. Gallery hours are Monday through Friday 9 - 5 pm. There will be a reception on Friday July 18th from 5 - 8 pm.

For more information contact:
Kitty Riordan 505 890-1828 kittyriordan@hotmail.com

Save the date!

**Lone Star
Gourd Festival
Oct. 18 & 19, 2008
Gillespie County Fairgrounds
Fredericksburg, TX**

UPCOMING EVENTS

May 22 – July 6
Southwest Gourd Fine Art Show Kerr Arts & Cultural Center
Kerrville, TX

July 12-13
Georgia Gourd Society 6th Annual Gourd Show: Enchanted Gourd, Magic in the Garden at the Coweta County Fairgrounds, Newnan, GA. For the full show details please see: www.georgiagourdsociety.com

July 30-Aug 3
Washington State Gourd Society will participate in the 5-day Thurston County Fair located at Olympia, WA

August 23
The Bruce more Garden and Art Show. 9-4 come visit the Iowa Gourd Society at this wonderfully unique event. Headline presenters, unique products, fine arts, and more. Visit www.bruce more.org for more information.

Sept 6-7
North Carolina Gourd Society Festival is looking for teachers to forward their class applications to the festival chair, Coleen Atkinson at: creativecreations3604@hotmail.com

Sept 19-20
Mississippi Gourd Festival in Collinsville. Classes will be offered on Friday afternoon and all day Saturday. Vendor booths will be open for business on Saturday only. For more information, please see: <http://gourdgracious.homestead.com/gourds.html>

Oct 18-19
Alabama Gourd Show at the Cullman Civic Center, Cullman, AL

Oct 18 & 19
Texas Gourd Festival Gillespie County Fairgrounds, Fredericksburg, TX

Nedra Denison & Sawdust Connection

1400 Main St. NW, Ste C, PMB 20
Los Lunas, NM 87031

Phone: 505-859-4005

email: info@nedradenison.com



The Woodburning Specialists

Razertip & Colwood Woodburning tools, pens & accessories. Starter kits at special savings & a complete line of woodburning pens.

Wall Lenk solid point woodburning tools, transfer tools & mini torches
pyrography books and supplies ~ transfer paper

We offer discounted prices on all woodburning tools, fast, friendly & personalized service!

Order online at: www.NedraDenison.com

ANNUAL MEMBERSHIP
TEXAS GOURD SOCIETY

The Kappa Chapter, TEXAS GOURD SOCIETY (TGS) is part of the American Gourd Society (AGS). Membership benefits of TGS include quarterly newsletters called THE TEXAS GOURDZETTE, source information for seeds, gourds, educational materials, show information, tools, seminars, workshops, meetings, horticulture, demonstrations, ideas for embellishing and more. Texas is divided into regions called "TGS Gourd Patches". Dues for TGS members are \$12 per year, expiring Dec. 31. Two state meetings are held: one in spring and one in fall.

TGS ANNUAL MEMBERSHIP FORM

Name _____

Address _____

City _____ State _____ Zip _____

Phone _____ Email _____

Membership (Check one)

New Member ☐ Amount Enclosed _____

Renewal ☐ \$12 renewal

\$12 TGS MEMBERSHIP RENEWAL STARTS JANUARY FIRST EACH YEAR. DUES FOR NEW MEMBERS JOINING IN LATER MONTHS ARE PRORATED: JAN \$12, FEB \$11, MAR \$10, APRIL \$9, MAY \$8, JUNE \$7. TO COVER CURRENT + FOLLOWING YEAR: JULY \$18 (12+6), AUG \$17, SEPT \$16.

Please mail payment and completed form to:

TEXAS GOURD SOCIETY, 7606 Ledbetter Rd., Arlington, TX 76001. Make checks payable to: Texas Gourd Society, INC.

Texas Gourd Society, Inc.
7606 Ledbetter Rd.
Arlington, TX 76001
Address Correction Requested

Vol. 13-2

AGS COLLECTION OF DUES

To join or renew American Gourd Society membership, pay \$15 directly to AGS at P.O. Box 2186 Kokomo, IN 46904-2186, phone 765-453-5047, or send email. Texas Gourd Society does NOT collect American Gourd Society dues. Visit website: www.americangourdsociety.org or email agsmembership@insightbb.com

Texas Gourd Society Annual Dues
Payment of \$12 will be paid each year by TGS members. Membership will expire December 31 each year. Note new mailing address. See details on last page of this issue or the TGS website at: www.texasgourdsociety.org